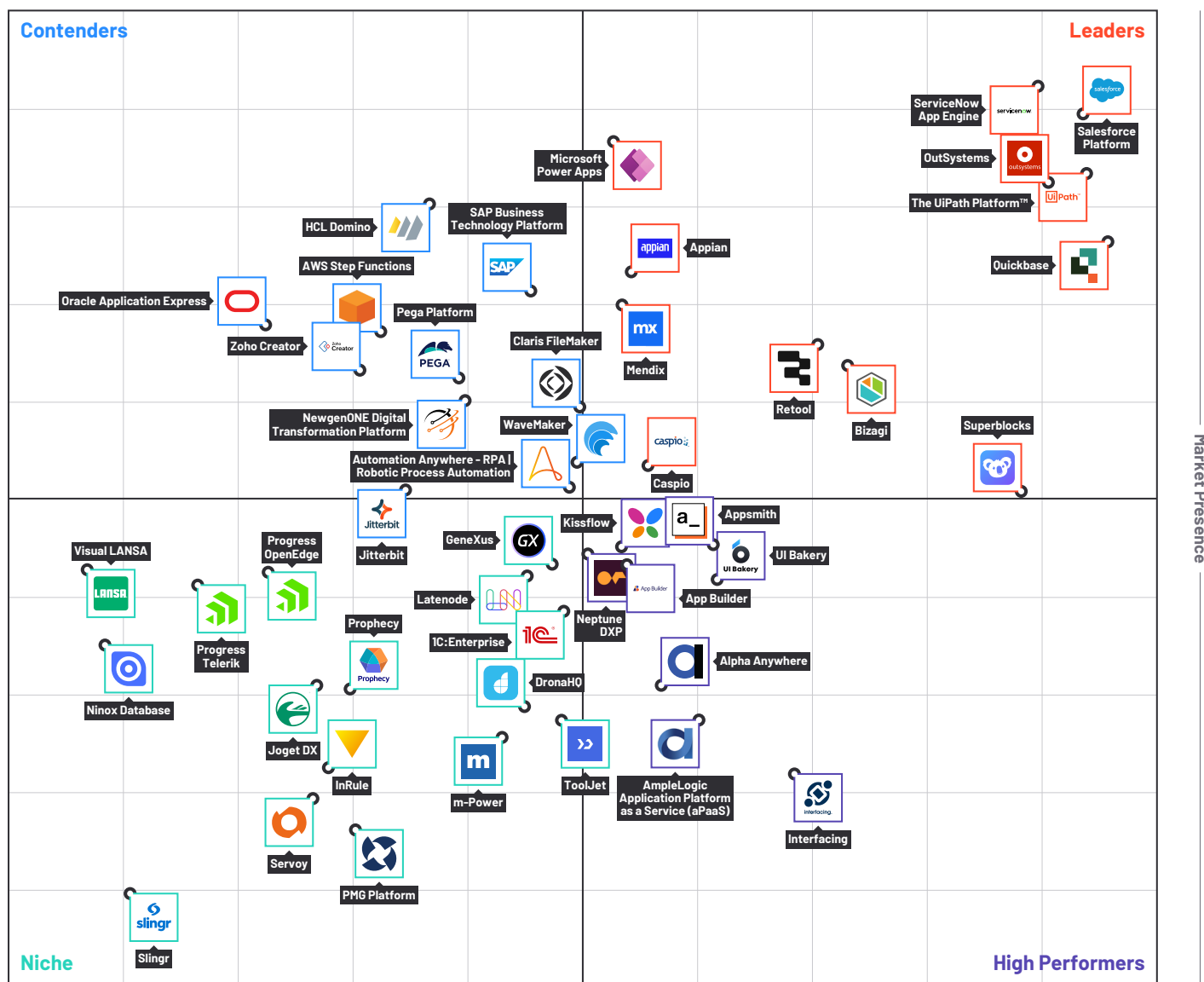


Grid® Report for Low-Code Development Platforms

Spring 2025



Low-Code Development Platforms



G2 Grid® Scoring

(Low-Code Development Platforms continues on next page)

Low-Code Development Platforms (continued)

Low-Code Development Platforms Definition

Low-code development platforms provide environments for the rapid creation of custom and complex enterprise applications. These platforms enable developers and other technical & semi-technical teams to build custom full-stack applications from scratch, using a combination of drag and drop and custom code.

These products allow developers without frontend expertise to build custom user interfaces (UI) using drag-and-drop and custom business logic on top of production databases and application programming interfaces (API).

In addition to streamlining core application development, these platforms address security, governance, performance, availability, observability, usage monitoring, and other enterprise requirements. This helps junior developers, IT teams, data teams, security teams, and other semi-technical teams to build custom full-stack enterprise applications far more efficiently than with traditional DIY development.

To qualify for inclusion in the Low-Code Development Platforms category, a product must:

- ▶ Provide environments to develop custom full-stack enterprise applications
- ▶ Be designed for use by developers and other technical and semi-technical teams
- ▶ Offer a visual UI builder
- ▶ Integrate with production databases and software as a service (SaaS) providers
- ▶ Allow developers to write custom frontend and backend code using modern programming languages
- ▶ Support git-based source or version control by connecting to git providers
- ▶ Offer out-of-the-box audit logging and observability

Low-Code Development Platforms Grid® Scoring Description

Products shown on the Grid® for Low-Code Development Platforms have received a minimum of 10 reviews/ratings in data gathered by February 25, 2025. Products are ranked by customer satisfaction (based on user reviews) and market presence (based on market share, seller size, and social impact) and placed into four categories on the Grid®:

- ▶ Products in the Leader quadrant are rated highly by G2 users and have substantial Market Presence scores. Leaders include: [Salesforce Platform](#), [ServiceNow App Engine](#), [The UiPath Platform™](#), [OutSystems](#), [Quickbase](#), [Microsoft Power Apps](#), [Superblocks](#), [Bizagi](#), [Retool](#), [Appian](#), [Mendix](#), and [Caspio](#)
- ▶ High Performing products have high customer Satisfaction scores and low Market Presence compared to the rest of the category. High Performers include: [Appsmith](#), [UI Bakery](#), [Kissflow](#), [App Builder](#), [Neptune DXP](#), [Interfacing](#), [Alpha Anywhere](#), and [AmpleLogic Application Platform as a Service \(aPaaS\)](#)
- ▶ Contender products have relatively low customer Satisfaction scores and high Market Presence compared to the rest of the category. While they may have positive reviews, they do not have enough reviews to validate those ratings. Contenders include: [HCL Domino](#), [SAP Business Technology Platform](#), [Clarif FileMaker](#), [WaveMaker](#), [Pega Platform](#), [AWS Step Functions](#), [NewgenONE Digital Transformation Platform](#), [Automation Anywhere - RPA | Robotic Process Automation](#), [Zoho Creator](#), [Oracle Application Express](#), and [Jitterbit](#)
- ▶ Niche products have relatively low Satisfaction scores and low Market Presence compared to the rest of the category. While they may have positive reviews, they do not have enough reviews to validate those ratings. Niche products include: [GeneXus](#), [Latenode](#), [1C:Enterprise](#), [ToolJet](#), [DronaHQ](#), [The m-Power Development Platform](#), [Progress OpenEdge](#), [Prophecy](#), [Progress Telerik](#), [Joget DX](#), [Visual LANSA](#), [InRule](#), [PMG Platform](#), [Servoy](#), [Ninox](#), and [Slingr](#)



Grid® Scores for Low-Code Development Platforms

The table below shows the Satisfaction and Market Presence scores that determine product placement on the Grid®. To learn more about each of the products, please see the profile section.

Leaders

	# of Reviews	Satisfaction	Market Presence	G2 Score
Salesforce Platform	512	96	94	95
ServiceNow App Engine	470	92	97	95
The UiPath Platform™	1051	97	87	92
OutSystems	900	93	86	90
Quickbase	493	99	79	89
Microsoft Power Apps	80	53	91	72
Superblocks	142	91	51	71
Bizagi	85	75	65	70
Retool	237	72	68	70
Appian	262	55	76	65
Mendix	149	54	72	63
Caspio	42	56	54	55

High Performers

Appsmith	39	62	45	53
UI Bakery	50	63	41	52
Kissflow	71	54	44	49
App Builder	20	54	42	48
Neptune DXP	119	51	44	47
Interfacing	15	70	19	44
Alpha Anywhere	11	57	29	43
AmpleLogic Application Platform as a Service (aPaaS)	11	61	25	43

(Grid® Scores for Low-Code Development Platforms continues on next page)

* Products are ordered by G2 Score. Satisfaction score is used as a tiebreaker if two products have the same G2 Score.



Grid® Scores for Low-Code Development Platforms (continued)

The table below shows the Satisfaction and Market Presence scores that determine product placement on the Grid®. To learn more about each of the products, please see the profile section.

Contenders

	# of Reviews	Satisfaction	Market Presence	G2 Score
HCL Domino	90	36	84	60
SAP Business Technology Platform	20	45	74	59
Claris FileMaker	391	50	60	55
WaveMaker	65	50	54	52
Pega Platform	136	39	64	51
AWS Step Functions	27	31	69	50
NewgenONE Digital Transformation Platform	35	39	61	50
Automation Anywhere - RPA Robotic Process Automation	44	49	51	50
Zoho Creator	110	29	65	47
Oracle Application Express	68	21	70	45
Jitterbit	141	34	51	42

(Grid® Scores for Low-Code Development Platforms continues on next page)

* Products are ordered by G2 Score. Satisfaction score is used as a tiebreaker if two products have the same G2 Score.



Grid® Scores for Low-Code Development Platforms (continued)

The table below shows the Satisfaction and Market Presence scores that determine product placement on the Grid®. To learn more about each of the products, please see the profile section.

Niche

	# of Reviews	Satisfaction	Market Presence	G2 Score
GeneXus	56	47	42	45
Latenode	20	45	41	43
1C:Enterprise	57	48	37	43
ToolJet	16	48	25	36
DronaHQ	25	45	26	35
m-Power	24	43	23	33
Progress OpenEdge	19	21	41	31
Prophecy	17	29	28	28
Progress Telerik	37	14	40	27
Joget DX	47	25	29	27
Visual LANSA	72	4	42	23
InRule	43	27	19	23
PMG Platform	15	29	12	21
Servoy	21	25	16	20
Ninox Database	75	6	33	20
Slingr	11	8	5	7

* Products are ordered by G2 Score. Satisfaction score is used as a tiebreaker if two products have the same G2 Score.



Grid® Methodology

Grid® Rating Methodology

The Grid® represents the democratic voice of real software users, rather than the subjective opinion of one analyst. G2 rates products from the Low-Code Development Platforms category algorithmically based on data sourced from product reviews shared by G2 users and data sourced from third parties.

Technology buyers can use the Grid® to help them quickly select the best products for their businesses and to find peers with similar experiences. For sellers, media, investors, and analysts, the Grid® provides benchmarks for product comparison and market trend analysis.

Grid® Scoring Methodology

The Grid® Report for Low-Code Development Platforms | Spring 2025 is based on reviews collected through February 25, 2025. We apply unique algorithms to this data to calculate Satisfaction (v4.0) and Market Presence (v7.0) scores for the Spring 2025 report quarter. To view the Low-Code Development Platforms Grid® with the most recent data, please visit the [Low-Code Development Platforms](#) page. For more details on Grid® Scoring, please view the [G2 Scoring Methodology here](#).

Grid® Categorization Methodology

Making G2 research relevant and easy for people to use as they evaluate and select business software products is one of our most important goals. In support of that goal, organizing products and software companies in a well-defined structure that makes capturing, evaluating, and displaying reviews and other research in an orderly manner is a critical part of the research process.

To manage the process of categorizing the software products and the related reviews in the G2 community, G2 follows a publicly available [categorization methodology](#). All products appearing on the Grid® have passed through G2's categorization methodology and meet G2's category standards.

Many terms that appear regularly across G2 and are used to aid in product categorization warrant a definition to facilitate buyer understanding. These terms may be included within reviews from the G2 community or in executive summaries for products included on the Grid®. A [list of standard definitions](#) is available to G2 users to eliminate confusion and ease the buying process.

Rating Changes and Dynamics

The ratings in this report are based on a snapshot of the user reviews and third-party data collected by G2 up through February 25, 2025. The ratings may change as the products are further developed, the sellers grow, and as additional opinions are shared by users. G2 updates the ratings on its website in real time as additional data is received, and this report will be updated as significant data is received. By improving their products and support and/or by having more satisfied customer voices heard, Contenders may become Leaders and Niche sellers may become High Performers.

Trust

Keeping our ratings unbiased is our top priority. G2 follows defined community guidelines to ensure privacy, and authenticity for users and reviews. For more details, please view the [G2 Community Guidelines here](#).

(Grid® Methodology continues on next page)

** Net Promoter, Net Promoter System, Net Promoter Score, NPS and the NPS-related emoticons are registered trademarks of Bain & Company, Inc., Fred Reichheld and Satmetrix Systems, Inc.



Grid® Methodology (continued)

Grid® Inclusion Criteria

All products in a G2 category that have at least 10 reviews from real users of the product are included on the Grid®. Inviting other users, such as colleagues and peers, to join G2 and share authentic product reviews will accelerate this process.

If a product is not yet listed on G2 and it fits the market definition above, then users are encouraged to [suggest its addition](#) to our [Low-Code Development Platforms category](#).

Product Profiles

Product profiles and detailed charts are included for products with 10 or more reviews.



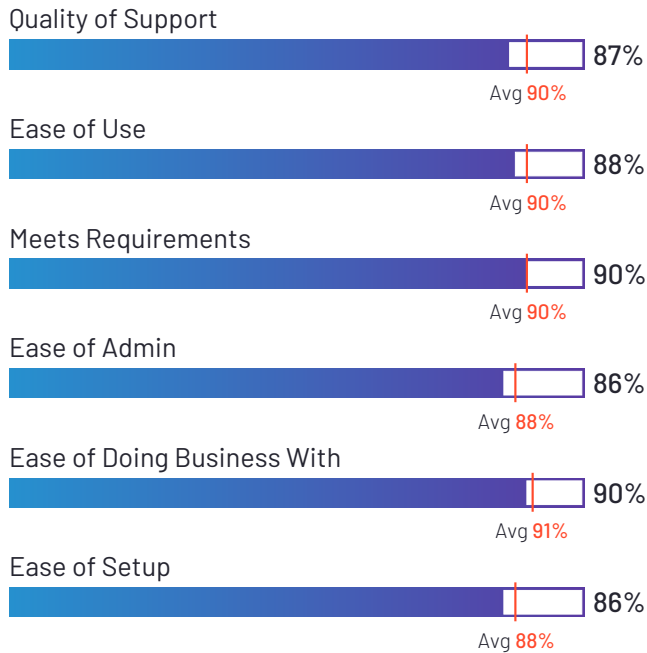
Salesforce Platform

4.5 ★★★★★ (3,015)

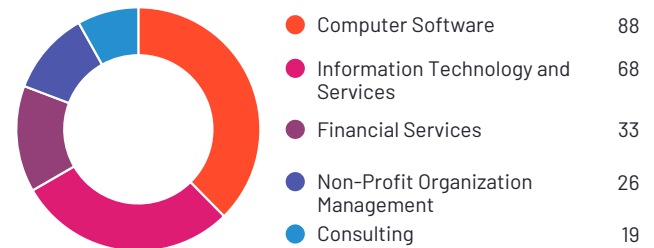


Salesforce Platform has been named a Leader based on receiving a high customer Satisfaction score and having a large Market Presence. 94% of users rated it 4 or 5 stars, 90% of users believe it is headed in the right direction, and users said they would be likely to recommend Salesforce Platform at a rate of 90%. Salesforce Platform is also in the Application Development Platforms, DevOps Platforms, Passwordless Authentication, Workplace Innovation Platforms, Customer Identity and Access Management (CIAM), Cloud Migration, Multi-Factor Authentication (MFA), No-Code Development Platforms, Drag and Drop App Builder, Mobile Development Platforms, Software Testing, Continuous Integration, Identity and Access Management (IAM), Single Sign-On (SSO), Cloud Platform as a Service (PaaS), Continuous Delivery, and AI Code Generation categories.

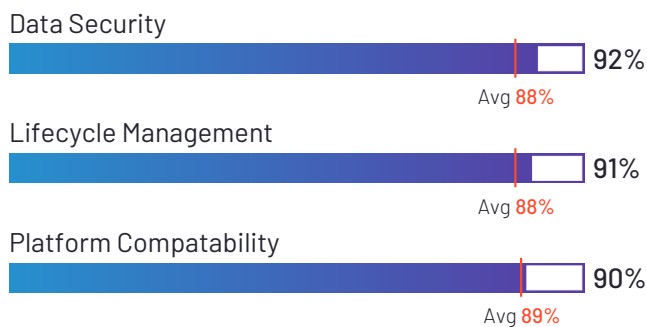
Satisfaction Ratings



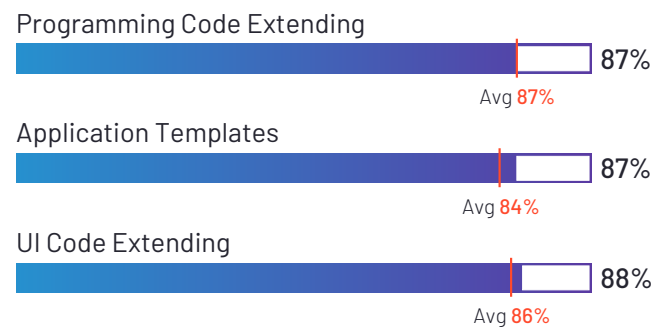
Top Industries Represented



Highest-Rated Features



Lowest-Rated Features



Ownership
Salesforce



HQ Location
San Francisco, CA



Year Founded
1999



Employees (Listed On LinkedIn)
78,543



Company Website
salesforce.com

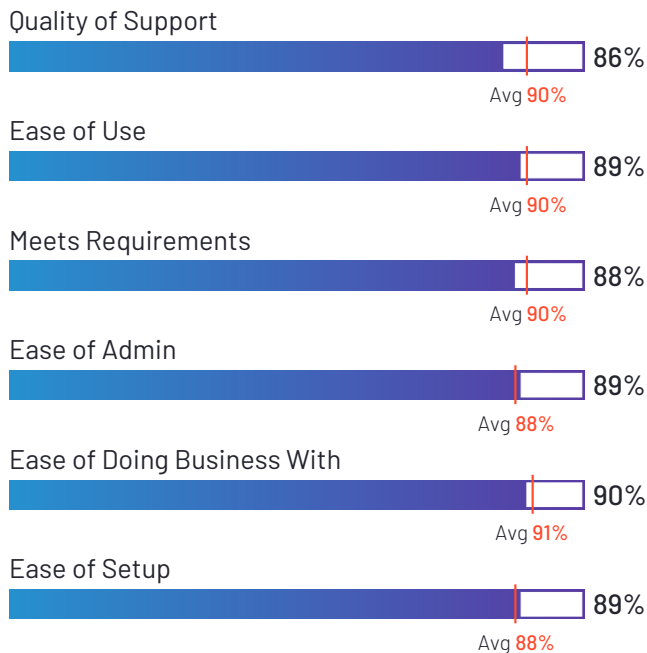
servicenow.

4.5 ★★★★★ (680)




ServiceNow App Engine has been named a Leader based on receiving a high customer Satisfaction score and having a large Market Presence. ServiceNow App Engine has the largest Market Presence among products in Low-Code Development Platforms. 97% of users rated it 4 or 5 stars, 96% of users believe it is headed in the right direction, and users said they would be likely to recommend ServiceNow App Engine at a rate of 91%. ServiceNow App Engine is also in the Application Development Platforms, Mobile Development Platforms, and No-Code Development Platforms categories.

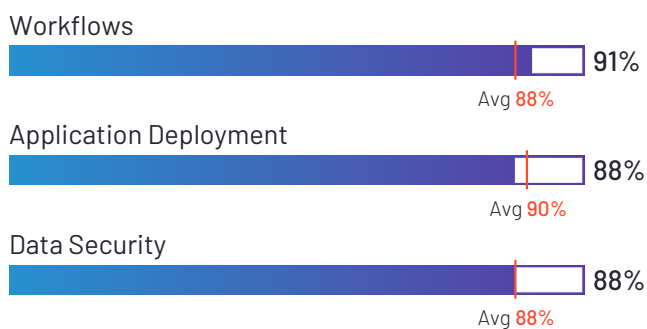
Satisfaction Ratings



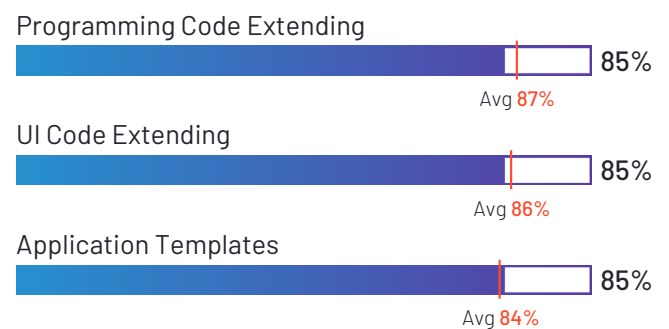
Top Industries Represented



Highest-Rated Features



Lowest-Rated Features



Ownership
ServiceNow



HQ Location
Santa Clara, CA



Year Founded
2004



Employees (Listed On LinkedIn)
29,567



Company Website
servicenow.com



The UiPath Platform™

4.6



(6,705)



The UiPath Platform™ has been named a Leader based on receiving a high customer Satisfaction score and having a large Market Presence. 100% of users rated it 4 or 5 stars, 98% of users believe it is headed in the right direction, and users said they would be likely to recommend The UiPath Platform™ at a rate of 95%. The UiPath Platform™ is also in the Intelligent Document Processing (IDP), SAP Store, Process Mining, Robotic Process Automation (RPA), iPaaS, Automation Testing, and Business Automation Platforms (BAPs) categories.

Satisfaction Ratings

Quality of Support



Ease of Use



Meets Requirements



Ease of Admin




Ease of Doing Business With



Ease of Setup



Top Industries Represented



Highest-Rated Features

Workflows



Lifecycle Management



Application Deployment



Lowest-Rated Features

Customized Branding



Programming Code Extending



Data Synchronization



Ownership
UiPath



HQ Location
New York



Year Founded
2005



Employees (Listed On LinkedIn)
4,892



Company Website
www.uipath.com



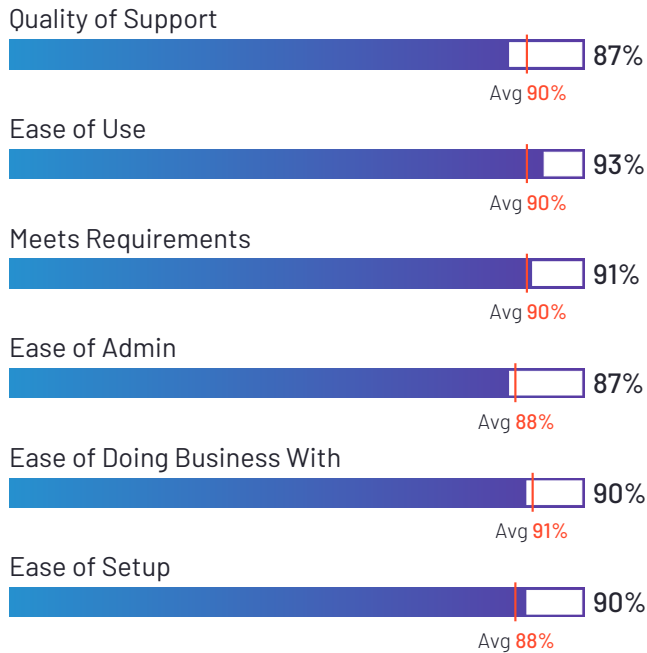
OutSystems

4.6 ★★★★★ (1,125)

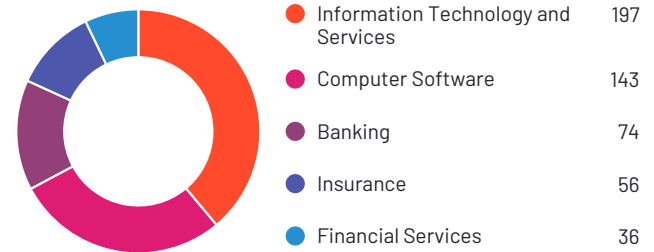


OutSystems has been named a Leader based on receiving a high customer Satisfaction score and having a large Market Presence. 98% of users rated it 4 or 5 stars, 93% of users believe it is headed in the right direction, and users said they would be likely to recommend OutSystems at a rate of 92%. OutSystems is also in the Mobile Development Platforms and Application Development Platforms categories.

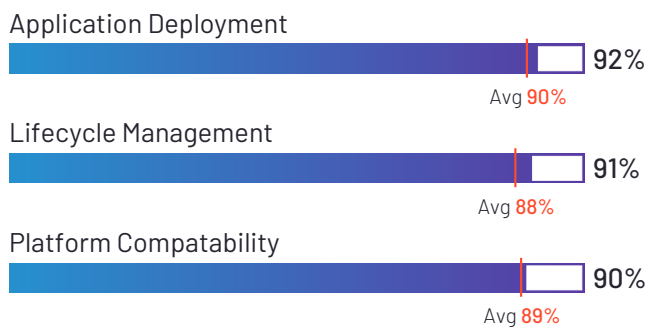
Satisfaction Ratings



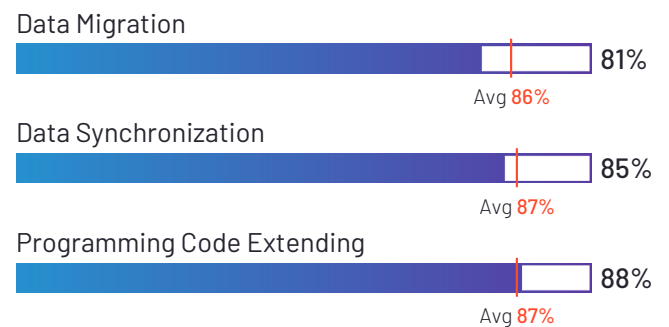
Top Industries Represented



Highest-Rated Features



Lowest-Rated Features



Ownership
OutSystems



HQ Location
Boston, MA



Year Founded
2001



Employees (Listed On LinkedIn)
1,992



Company Website
outsystems.com



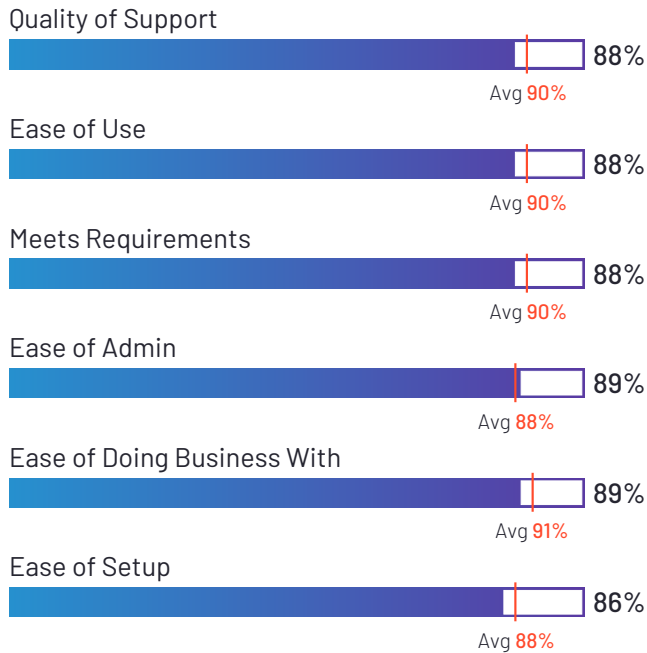
Quickbase

4.4 ★★★★★ (1,223)




Quickbase has been named a Leader based on receiving a high customer Satisfaction score and having a large Market Presence. Quickbase received the highest Satisfaction score among products in Low-Code Development Platforms. 96% of users rated it 4 or 5 stars, 91% of users believe it is headed in the right direction, and users said they would be likely to recommend Quickbase at a rate of 91%. Quickbase is also in the Application Development Platforms, Project Collaboration, Work Management, Procore App Marketplace Partners, Workplace Innovation Platforms, Project and Portfolio Management, No-Code Development Platforms, and Project Management categories.

Satisfaction Ratings



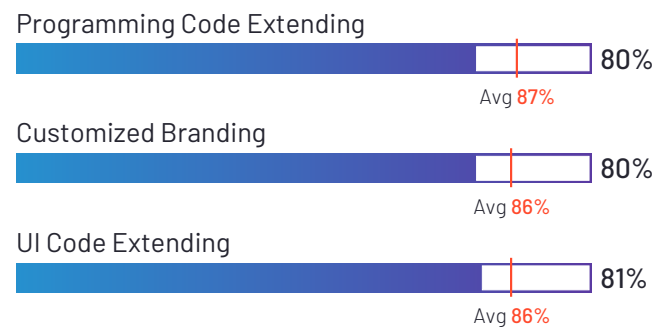
Top Industries Represented



Highest-Rated Features



Lowest-Rated Features



Ownership
Quickbase



HQ Location
Boston, MA



Year Founded
2012



Employees (Listed On LinkedIn)
887



Company Website
quickbase.com



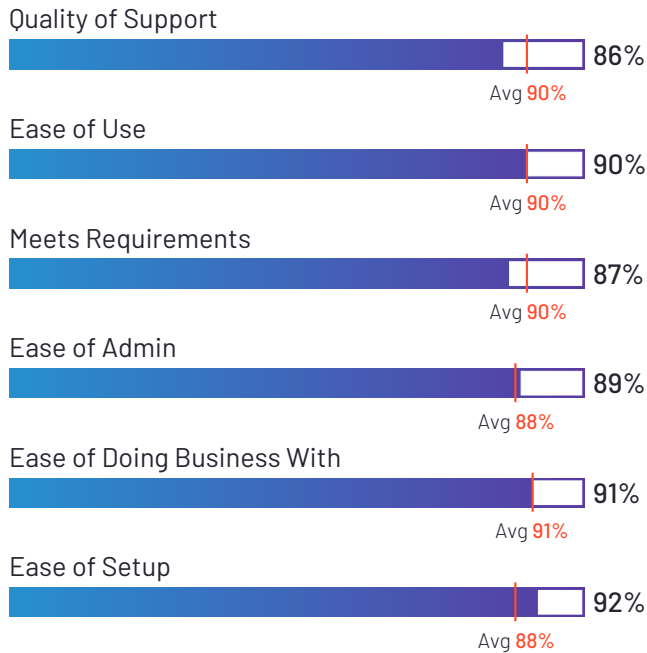
Microsoft Power Apps

4.2 ★★★★★ (214)



Microsoft Power Apps has been named a Leader based on receiving a high customer Satisfaction score and having a large Market Presence. 94% of users rated it 4 or 5 stars, 99% of users believe it is headed in the right direction, and users said they would be likely to recommend Microsoft Power Apps at a rate of 87%. Microsoft Power Apps is also in the No-Code Development Platforms category.

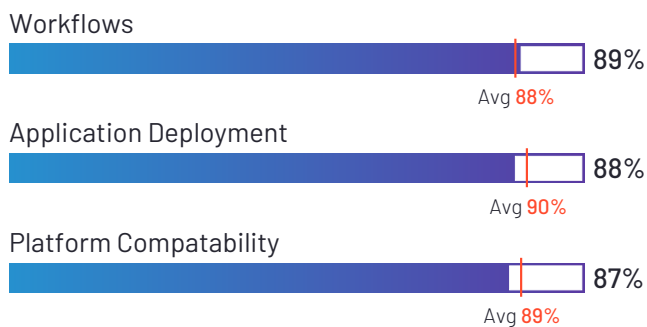
Satisfaction Ratings



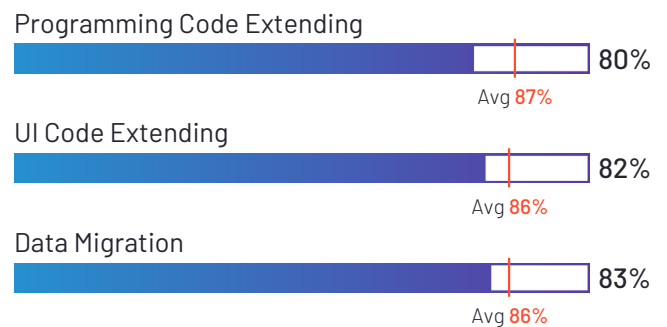
Top Industries Represented



Highest-Rated Features



Lowest-Rated Features



Ownership
Microsoft



HQ Location
Redmond,
Washington



Year Founded
1975



**Employees (Listed
On LinkedIn)**
238,990



Company Website
microsoft.com



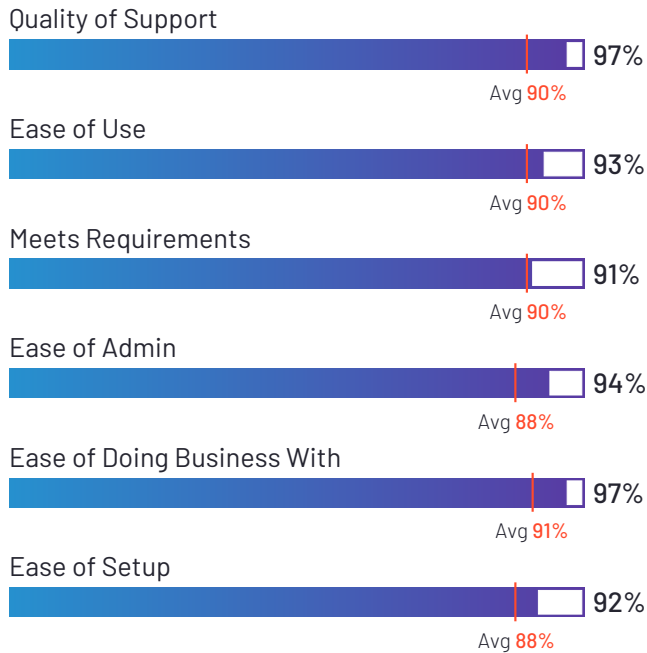
Superblocks

4.7 ★★★★★ (190)



Superblocks has been named a Leader based on receiving a high customer Satisfaction score and having a large Market Presence. 99% of users rated it 4 or 5 stars, 98% of users believe it is headed in the right direction, and users said they would be likely to recommend Superblocks at a rate of 95%. Superblocks is also in the Application Development Platforms, Drag and Drop App Builder, Robotic Process Automation (RPA), and iPaaS categories.


Satisfaction Ratings



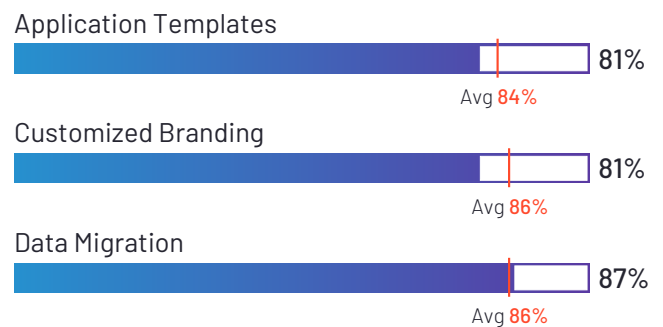
Top Industries Represented



Highest-Rated Features



Lowest-Rated Features



Ownership
Superblocks



HQ Location
New York, NY



Year Founded
2021



Employees (Listed On LinkedIn)
58



Company Website
superblocks.com



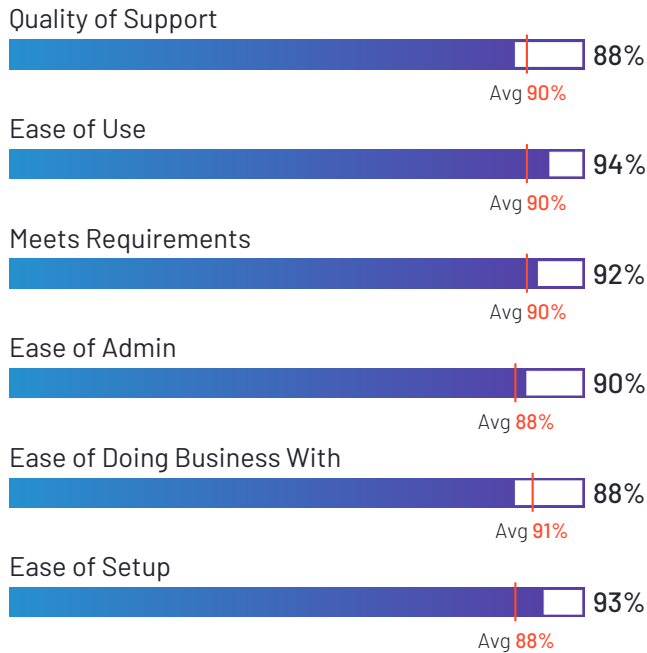
Bizagi

4.6 ★★★★★ (234)

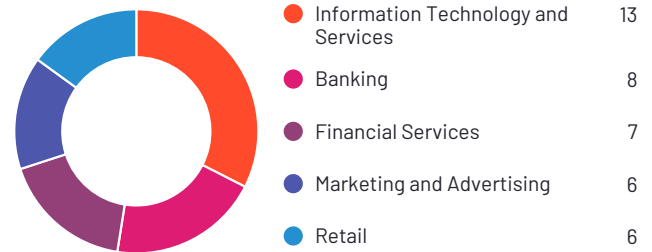


Bizagi has been named a Leader based on receiving a high customer Satisfaction score and having a large Market Presence. 100% of users rated it 4 or 5 stars, 96% of users believe it is headed in the right direction, and users said they would be likely to recommend Bizagi at a rate of 95%. Bizagi is also in the Business Process Simulation, Digital Process Automation (DPA), Process Mining, No-Code Development Platforms, Business Process Management, Robotic Process Automation (RPA), and Business Automation Platforms (BAPs) categories.

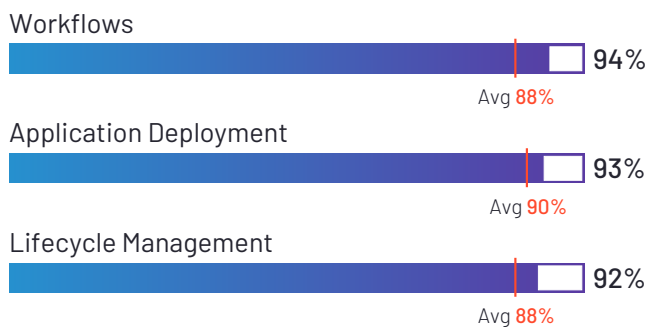
Satisfaction Ratings



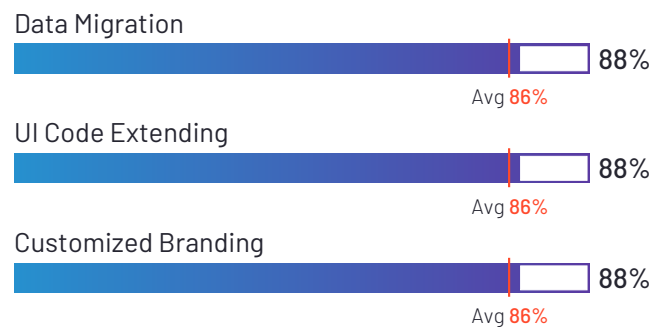
Top Industries Represented



Highest-Rated Features



Lowest-Rated Features



Ownership
Bizagi



HQ Location
1775 Tysons Blvd, 5th
Floor, Tysons, VA,
22102



Year Founded
1989



**Employees (Listed
On LinkedIn)**
456



Company Website
www.bizagi.com



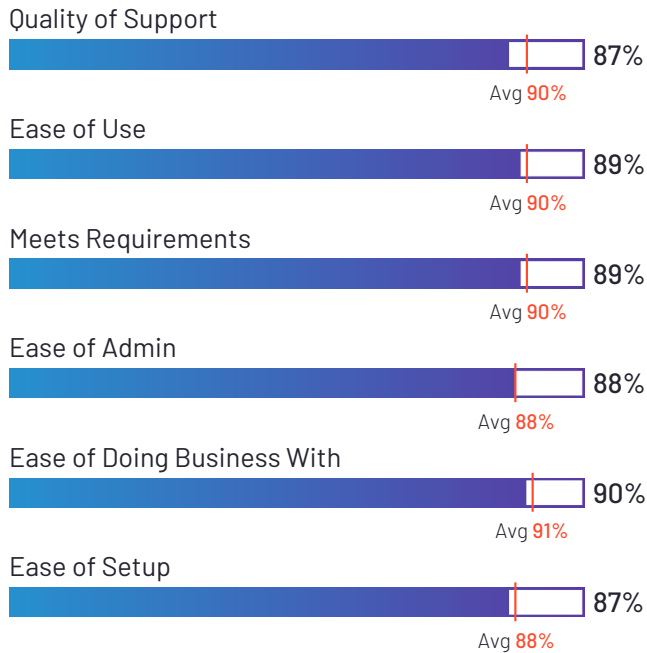
Retool

4.6 ★★★★★ (327)



Retool has been named a Leader based on receiving a high customer Satisfaction score and having a large Market Presence. 98% of users rated it 4 or 5 stars, 94% of users believe it is headed in the right direction, and users said they would be likely to recommend Retool at a rate of 94%. Retool is also in the Application Development Platforms, Drag and Drop App Builder, and Digital Process Automation (DPA) categories.


Satisfaction Ratings



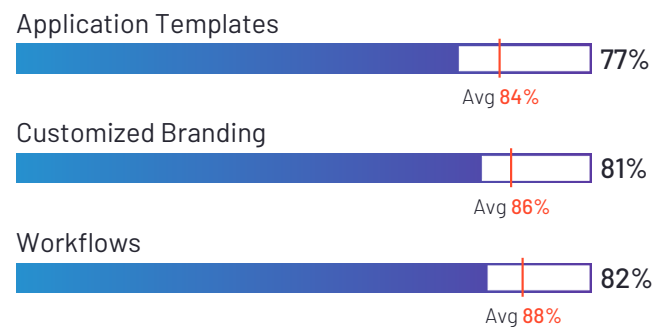
Top Industries Represented



Highest-Rated Features



Lowest-Rated Features



Ownership
Retool



HQ Location
San Francisco,
California, United
States



Year Founded
2017



**Employees (Listed
On LinkedIn)**
427



Company Website
retool.com



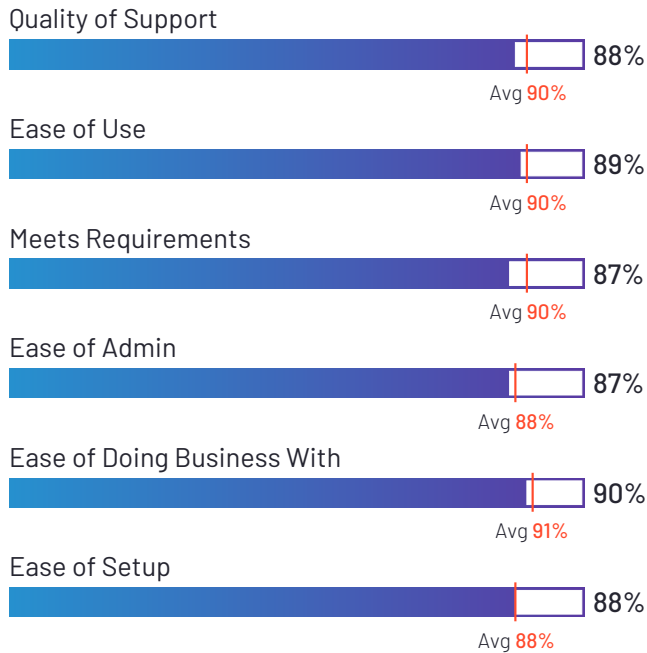
Appian

4.5 ★★★★★ (419)




Appian has been named a Leader based on receiving a high customer Satisfaction score and having a large Market Presence. 98% of users rated it 4 or 5 stars, 94% of users believe it is headed in the right direction, and users said they would be likely to recommend Appian at a rate of 90%. Appian is also in the AWS Marketplace, Genesys AppFoundry Marketplace, Digital Process Automation (DPA), Process Mining, Robotic Process Automation (RPA), Business Process Management, Business Automation Platforms (BAPs), and Process Orchestration categories.

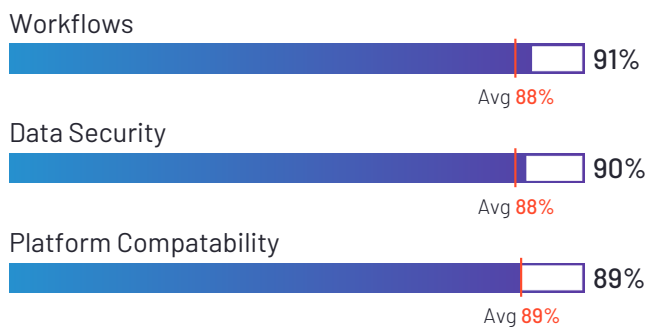
Satisfaction Ratings



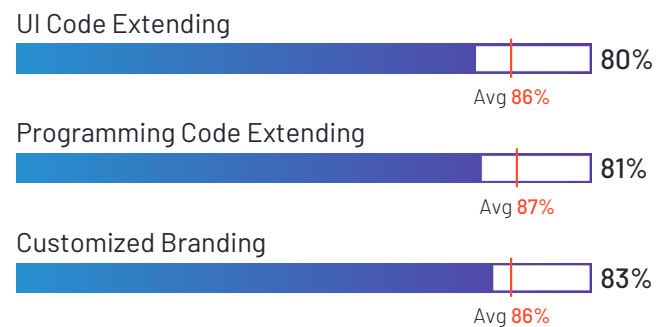
Top Industries Represented



Highest-Rated Features



Lowest-Rated Features



Ownership
Appian



HQ Location
McLean, Virginia



Year Founded
1999



Employees (Listed On LinkedIn)
2,274



Company Website
www.appian.com



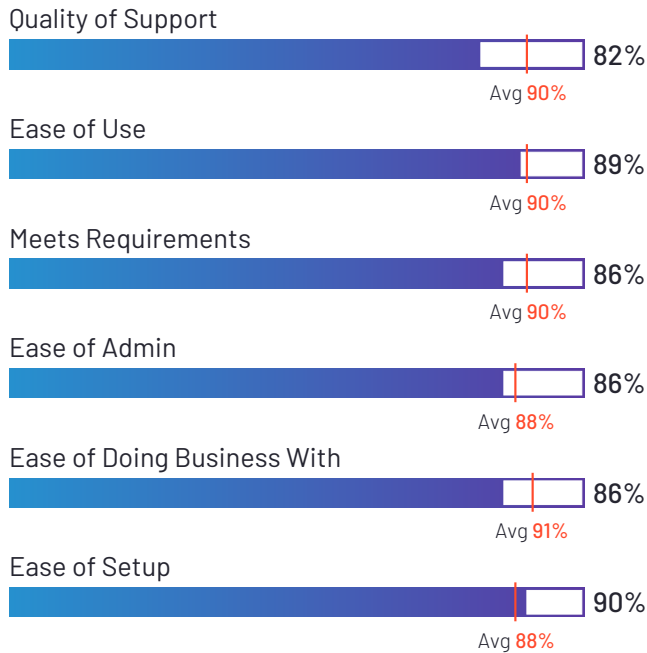
Mendix

4.5 ★★★★★ (191)

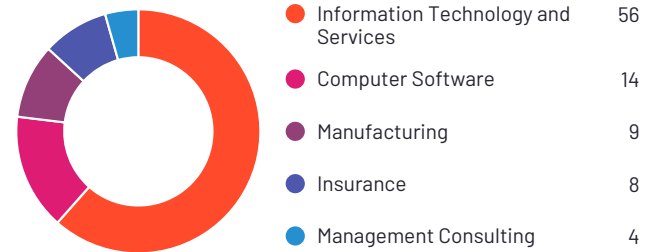


Mendix has been named a Leader based on receiving a high customer Satisfaction score and having a large Market Presence. 99% of users rated it 4 or 5 stars, 95% of users believe it is headed in the right direction, and users said they would be likely to recommend Mendix at a rate of 89%. Mendix is also in the Application Development Platforms category.

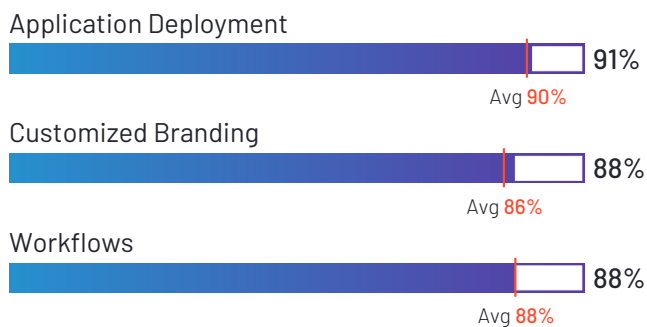
Satisfaction Ratings



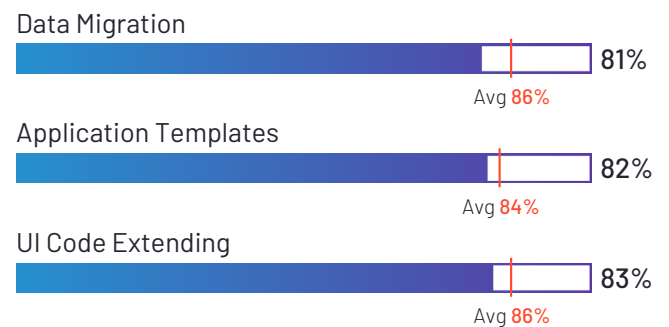
Top Industries Represented



Highest-Rated Features



Lowest-Rated Features



Ownership
Mendix



HQ Location
Boston,
Massachusetts



Year Founded
2005



**Employees (Listed
On LinkedIn)**
1,232



Company Website
www.mendix.com



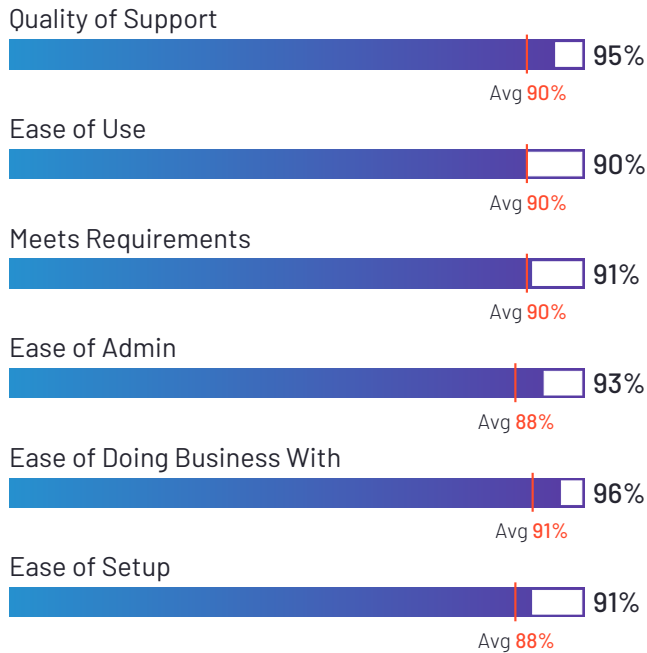
Caspio

4.4 ★★★★★ (150)



Caspio has been named a Leader based on receiving a high customer Satisfaction score and having a large Market Presence. 98% of users rated it 4 or 5 stars, 85% of users believe it is headed in the right direction, and users said they would be likely to recommend Caspio at a rate of 92%. Caspio is also in the Application Development Platforms, Workplace Innovation Platforms, No-Code Development Platforms, and Database Management Systems (DBMS) categories.

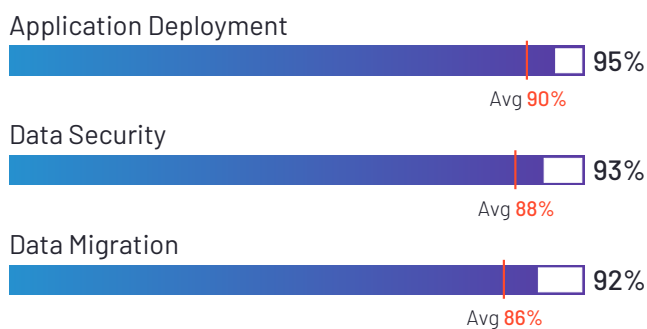
Satisfaction Ratings



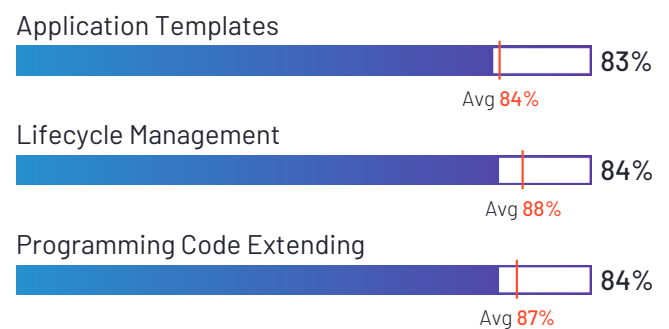
Top Industries Represented



Highest-Rated Features



Lowest-Rated Features



Ownership
Caspio



HQ Location
Sunnyvale, CA



Year Founded
2000



Employees (Listed On LinkedIn)
230



Company Website
www.caspio.com



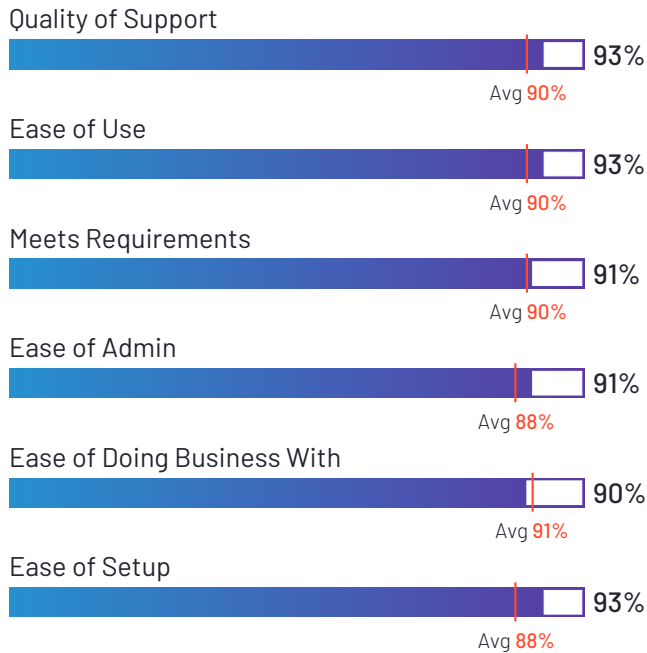
Appsmith

4.7 ★★★★★ (64)




Appsmith has been named a High Performer product based on having high customer Satisfaction scores and a low Market Presence compared to the rest of the category. 100% of users rated it 4 or 5 stars, 100% of users believe it is headed in the right direction, and users said they would be likely to recommend Appsmith at a rate of 94%. Appsmith is also in the AWS Marketplace, Component Libraries, Digital Process Automation (DPA), and API Generation categories.

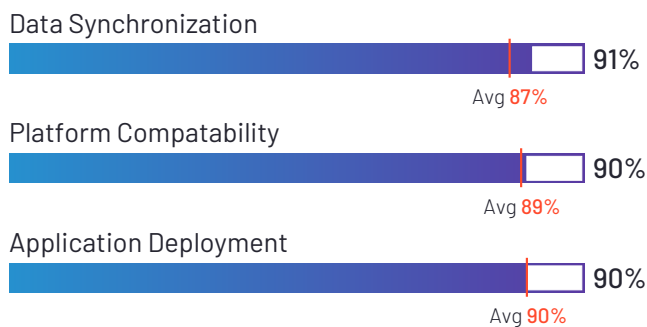
Satisfaction Ratings



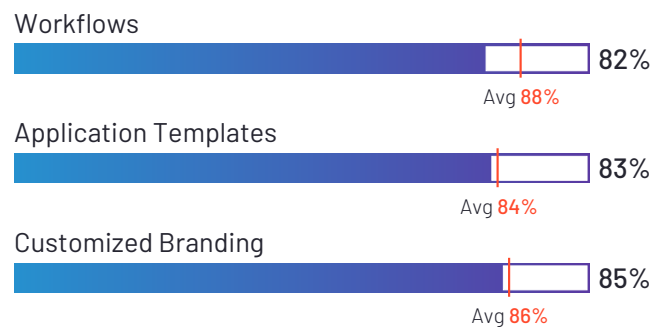
Top Industries Represented



Highest-Rated Features



Lowest-Rated Features



Ownership
Appsmith



HQ Location
San Francisco, US



Year Founded
2019



Employees (Listed On LinkedIn)
94



Company Website
appsmith.com



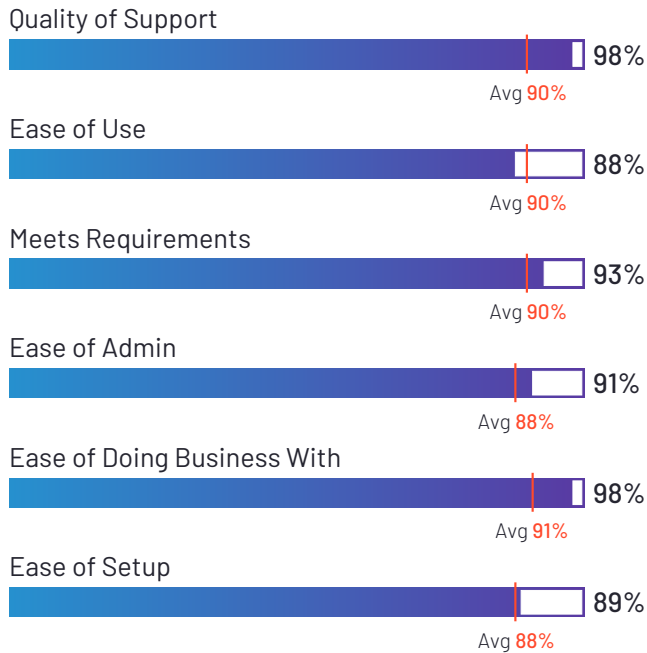
UI Bakery

4.8 ★★★★★ (62)



UI Bakery has been named a High Performer product based on having high customer Satisfaction scores and a low Market Presence compared to the rest of the category. 100% of users rated it 4 or 5 stars, 97% of users believe it is headed in the right direction, and users said they would be likely to recommend UI Bakery at a rate of 96%. UI Bakery is also in the Application Development Platforms, Digital Process Automation (DPA), Drag and Drop App Builder, and AI Code Generation categories.

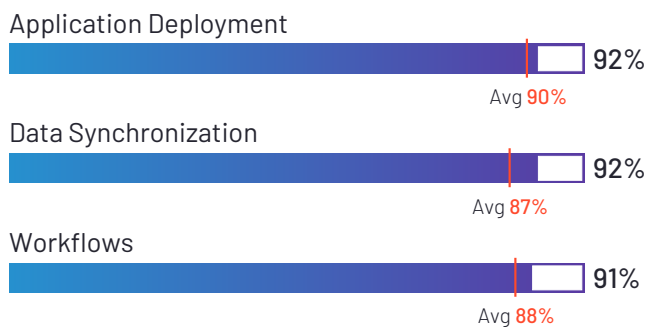
Satisfaction Ratings



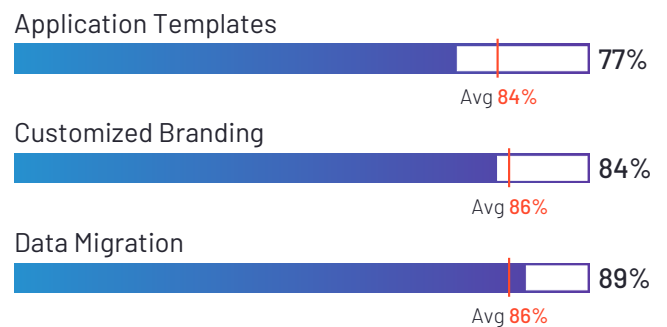
Top Industries Represented



Highest-Rated Features



Lowest-Rated Features



Ownership
UI Bakery



HQ Location
Lakewood, Colorado



Year Founded
2018



Employees (Listed On LinkedIn)
15



Company Website
uibakery.io



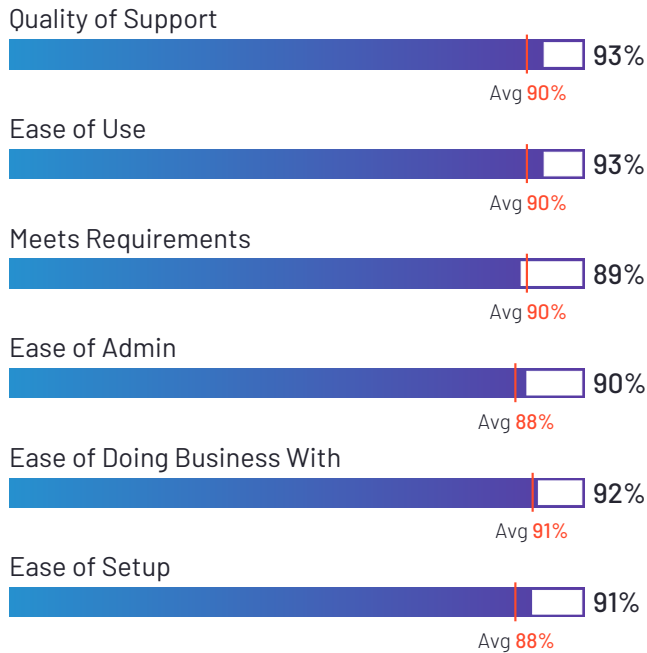
Kissflow

4.3 ★★★★★ (586)




Kissflow has been named a High Performer product based on having high customer Satisfaction scores and a low Market Presence compared to the rest of the category. 96% of users rated it 4 or 5 stars, 95% of users believe it is headed in the right direction, and users said they would be likely to recommend Kissflow at a rate of 90%. Kissflow is also in the Workflow Management, Digital Process Automation (DPA), No-Code Development Platforms, Business Process Management, and Application Development Platforms categories.

Satisfaction Ratings



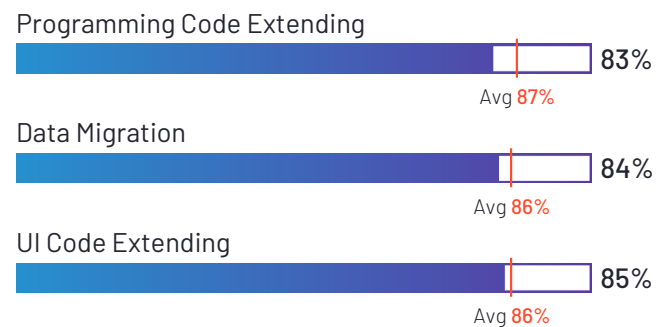
Top Industries Represented



Highest-Rated Features



Lowest-Rated Features



Ownership
KissFlow



HQ Location
Delaware, USA



Year Founded
2012



Employees (Listed On LinkedIn)
563



Company Website
kissflow.com



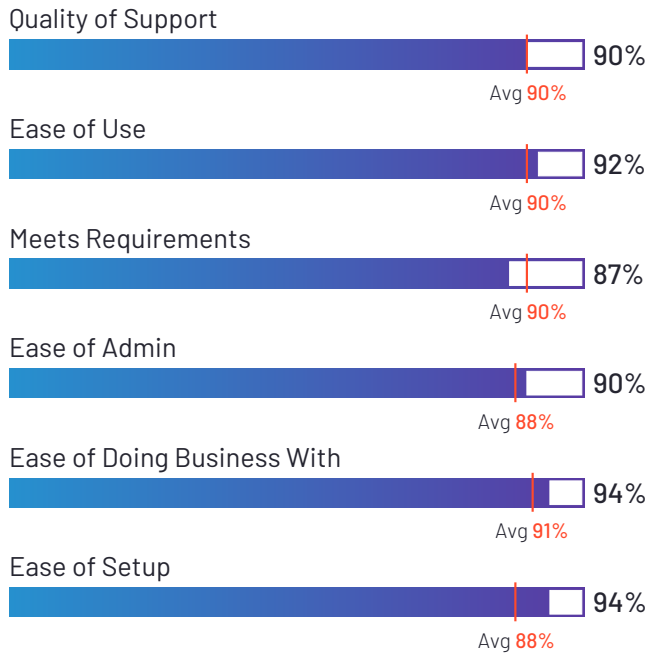
App Builder

4.3 ★★★★★ (33)




App Builder has been named a High Performer product based on having high customer Satisfaction scores and a low Market Presence compared to the rest of the category. 95% of users rated it 4 or 5 stars, 93% of users believe it is headed in the right direction, and users said they would be likely to recommend App Builder at a rate of 86%. App Builder is also in the Prototyping, Wireframing, Drag and Drop App Builder, and Software Design Platforms categories.

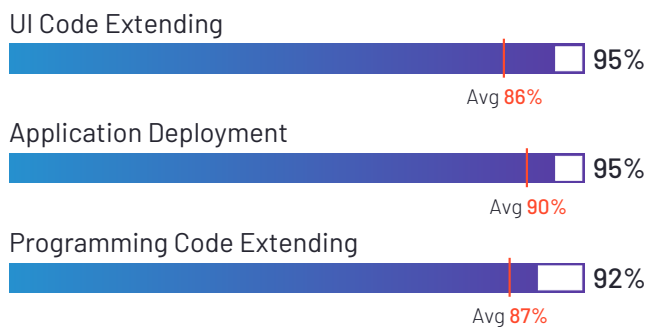
Satisfaction Ratings



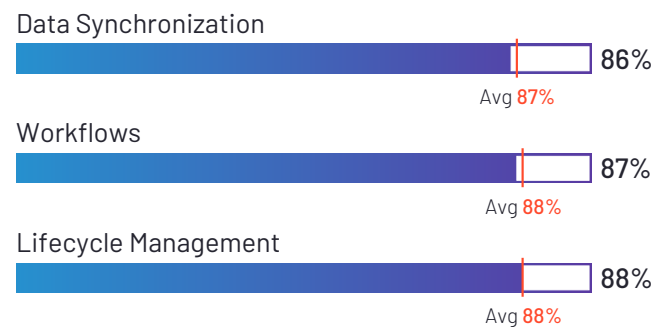
Top Industries Represented



Highest-Rated Features



Lowest-Rated Features



Ownership
Infragistics



HQ Location
Cranbury, NJ



Year Founded
1989



Employees (Listed On LinkedIn)
203



Company Website
infragistics.com

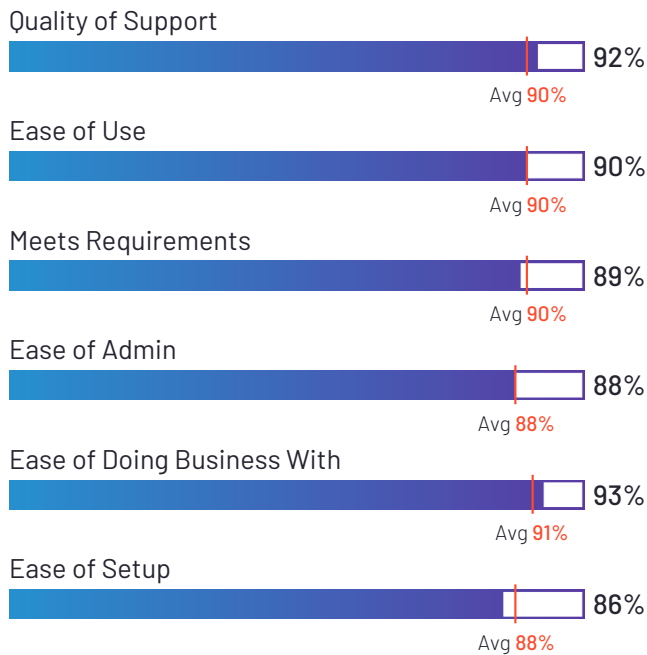
Neptune 

4.5 ★★★★★ (212)

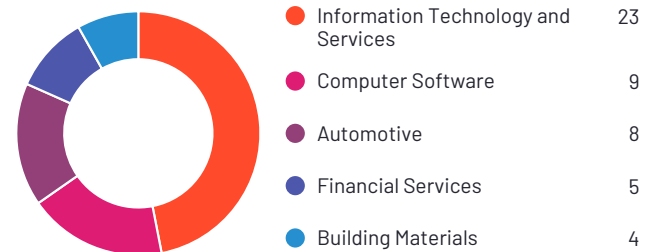


Neptune DXP has been named a High Performer product based on having high customer Satisfaction scores and a low Market Presence compared to the rest of the category. 98% of users rated it 4 or 5 stars, 99% of users believe it is headed in the right direction, and users said they would be likely to recommend Neptune DXP at a rate of 90%. Neptune DXP is also in the Application Development Platforms, SAP Store, Workplace Innovation Platforms, Digital Experience Platforms (DXP), and Mobile Development Platforms categories.


Satisfaction Ratings



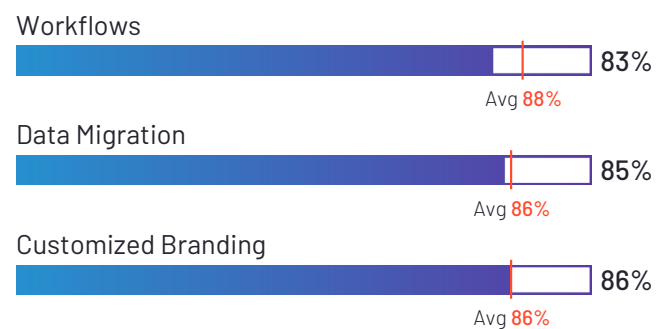
Top Industries Represented



Highest-Rated Features



Lowest-Rated Features



Ownership
Neptune Software



HQ Location
Oslo, Oslo



Year Founded
2011



Employees (Listed On LinkedIn)
164



Company Website
neptune-software.com



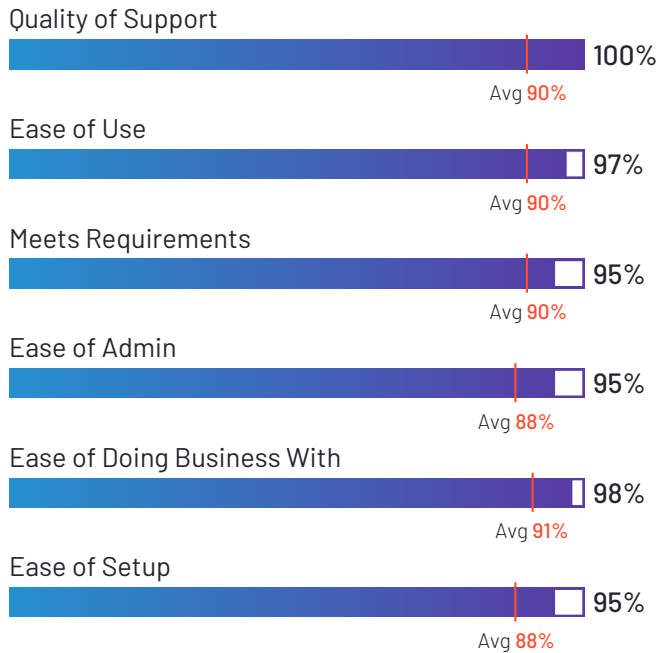
Interfacing

4.6 ★★★★★ (53)



Interfacing has been named a High Performer product based on having high customer Satisfaction scores and a low Market Presence compared to the rest of the category. 100% of users rated it 4 or 5 stars, 100% of users believe it is headed in the right direction, and users said they would be likely to recommend Interfacing at a rate of 99%. Interfacing is also in the Other Process Automation, Operational Risk Management, Business Continuity Management, IT Risk Management, Audit Management, Process Mining, Quality Management (QMS), Business Process Management, Policy Management, Regulatory Change Management, and Inspection Management categories.

Satisfaction Ratings



Top Industries Represented



Highest-Rated Features



Lowest-Rated Features



Ownership
Interfacing
Technologies



HQ Location
Quebec, Canada



Year Founded
1983



**Employees (Listed
On LinkedIn)**
61



Company Website
interfacing.com



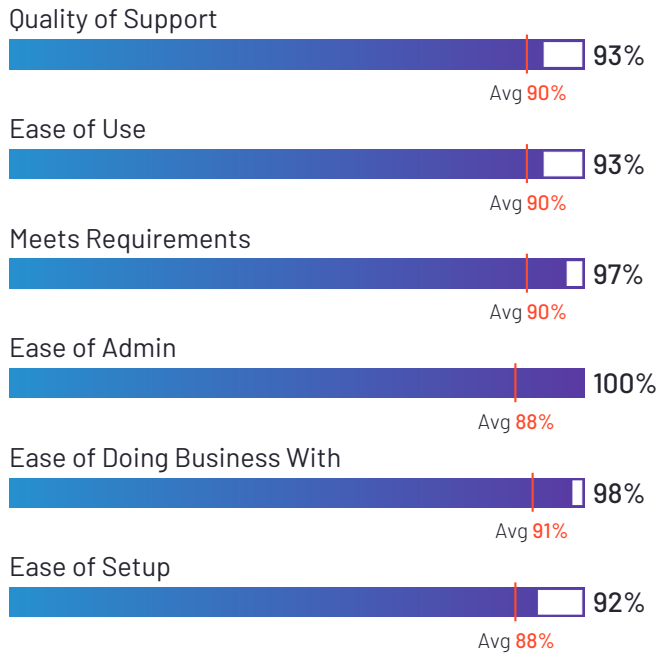
Alpha Anywhere

4.9 ★★★★★ (13)

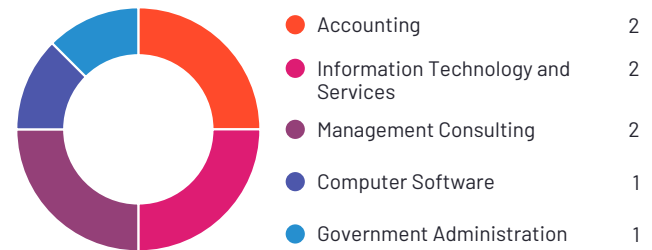


Alpha Anywhere has been named a High Performer product based on having high customer Satisfaction scores and a low Market Presence compared to the rest of the category. 100% of users rated it 4 or 5 stars, 100% of users believe it is headed in the right direction, and users said they would be likely to recommend Alpha Anywhere at a rate of 98%. Alpha Anywhere is also in the Application Development Platforms, Mobile Forms Automation, Mobile Development Platforms, and No-Code Development Platforms categories.

Satisfaction Ratings



Top Industries Represented



Ownership
Alpha Software



HQ Location
Burlington, MA



Year Founded
2000



Employees (Listed On LinkedIn)
51



Company Website
alphasoftware.com

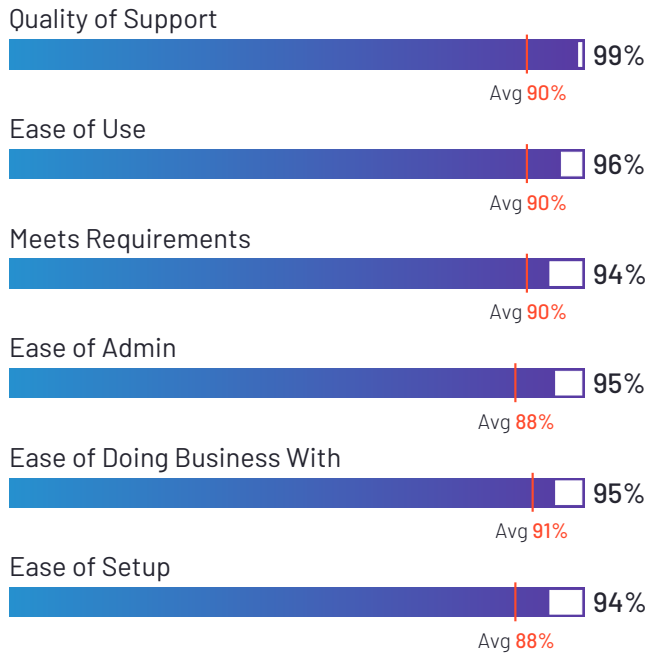


4.8 ★★★★★ (11)



AmpleLogic Application Platform as a Service (aPaaS) has been named a High Performer product based on having high customer Satisfaction scores and a low Market Presence compared to the rest of the category. 100% of users rated it 4 or 5 stars, 100% of users believe it is headed in the right direction, and users said they would be likely to recommend AmpleLogic Application Platform as a Service (aPaaS) at a rate of 96%.

Satisfaction Ratings



Top Industries Represented



Ownership
AmpleLogic



HQ Location
Hyderabad,
Telangana



Year Founded
2010



**Employees (Listed
On LinkedIn)**
328



Company Website
amplelogic.com

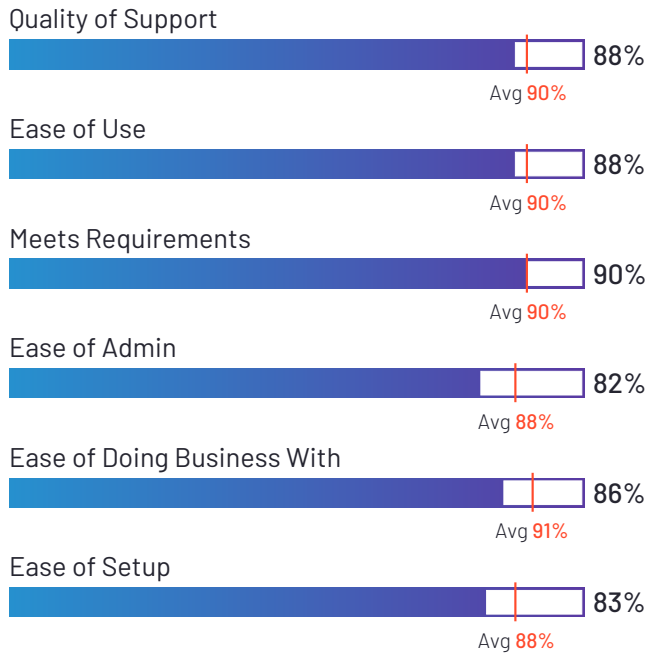


HCL Domino


4.4 ★★★★★ (165)

HCL Domino has been named a Contender product based on having a relatively low customer Satisfaction score and large Market Presence compared to the rest of the category. While they may have positive reviews, they do not have enough reviews to validate those ratings. 93% of users rated it 4 or 5 stars, 87% of users believe it is headed in the right direction, and users said they would be likely to recommend HCL Domino at a rate of 91%. HCL Domino is also in the Application Development Platforms category.

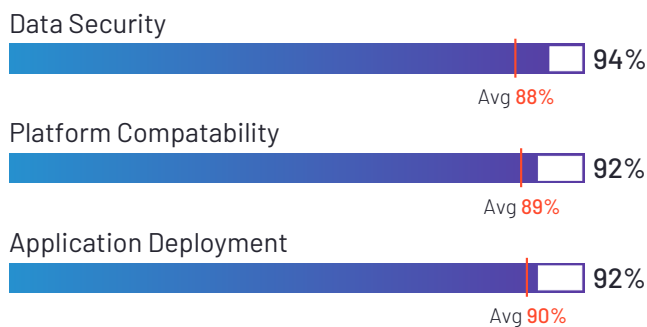
Satisfaction Ratings



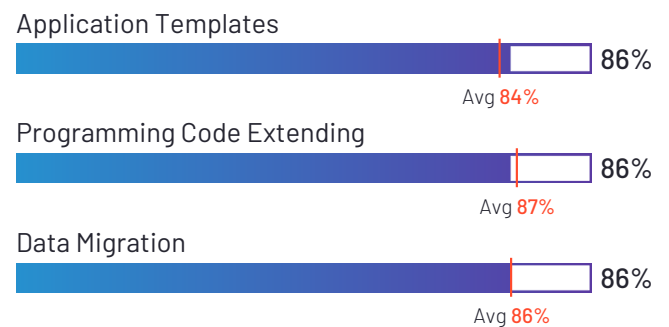
Top Industries Represented



Highest-Rated Features



Lowest-Rated Features



Ownership
HCL Technologies



HQ Location
Noida, Uttar Pradesh



Year Founded
1999



Employees (Listed On LinkedIn)
244,701



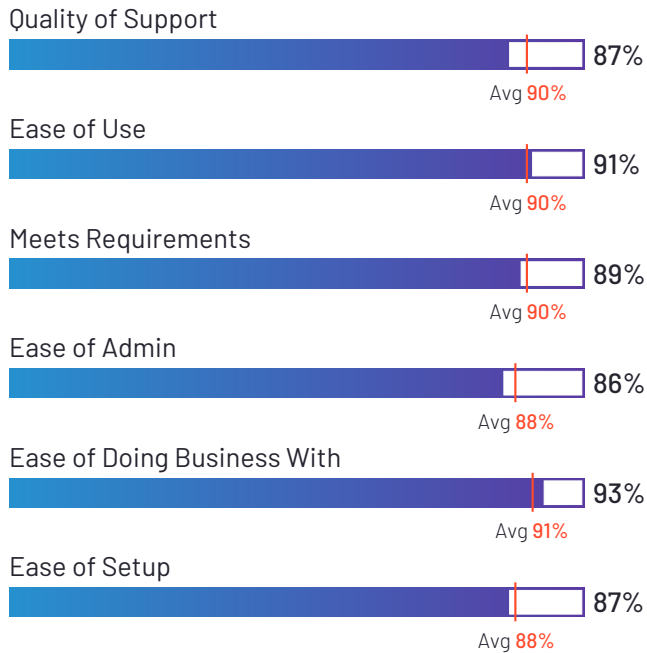
Company Website
hcl-software.com



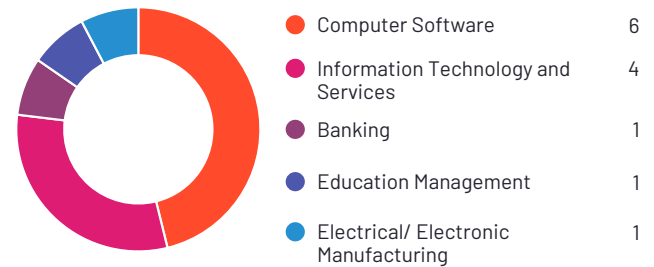
4.4 ★★★★★ (293)

SAP Business Technology Platform has been named a Contender product based on having a relatively low customer Satisfaction score and large Market Presence compared to the rest of the category. While they may have positive reviews, they do not have enough reviews to validate those ratings. 100% of users rated it 4 or 5 stars, 84% of users believe it is headed in the right direction, and users said they would be likely to recommend SAP Business Technology Platform at a rate of 89%. SAP Business Technology Platform is also in the Business Automation Platforms (BAPs), Cloud Computing Platforms, Robotic Process Automation (RPA), Database as a Service (DBaaS), Infrastructure as a Service (IaaS), Cloud Platform as a Service (PaaS), IoT Platforms, IoT Analytics Platforms, and Digital Twin categories.

Satisfaction Ratings



Top Industries Represented



Ownership
SAP



HQ Location
Walldorf



Year Founded
1972



Employees (Listed On LinkedIn)
125,049



Company Website
www.sap.com

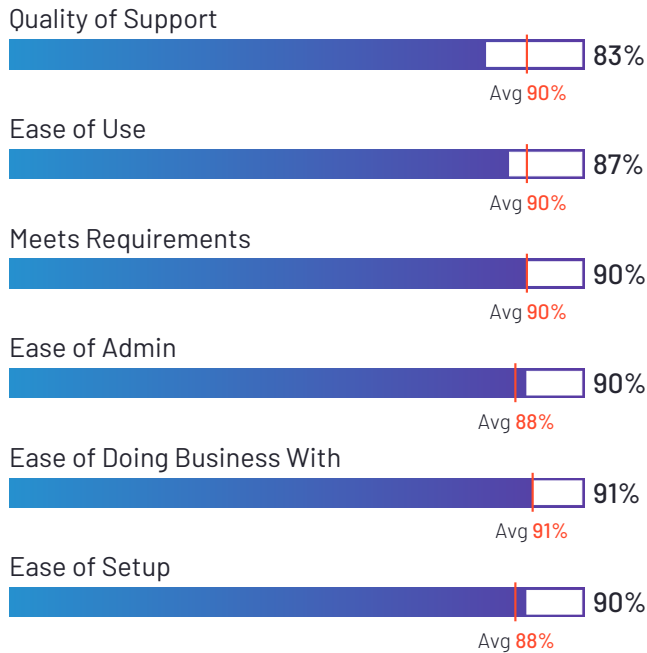


Claris FileMaker

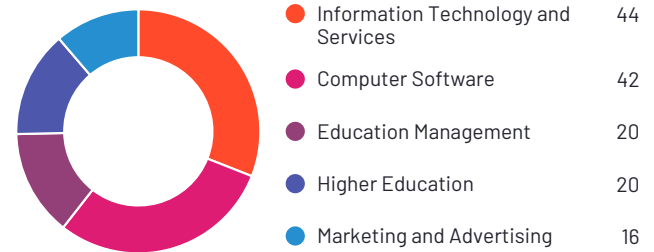
4.5 ★★★★★ (562)

Claris FileMaker has been named a Contender product based on having a relatively low customer Satisfaction score and large Market Presence compared to the rest of the category. While they may have positive reviews, they do not have enough reviews to validate those ratings. 90% of users rated it 4 or 5 stars, 79% of users believe it is headed in the right direction, and users said they would be likely to recommend Claris FileMaker at a rate of 89%. Claris FileMaker is also in the Workplace Innovation Platforms and Application Development Platforms categories.

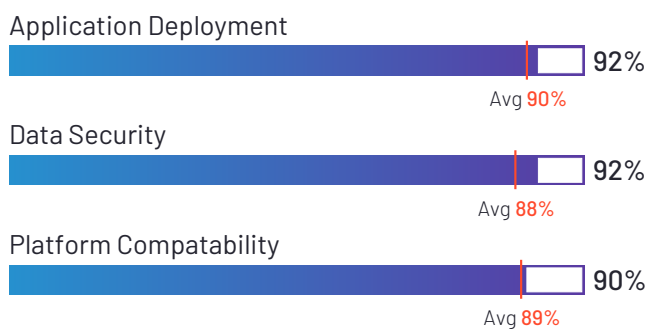
Satisfaction Ratings



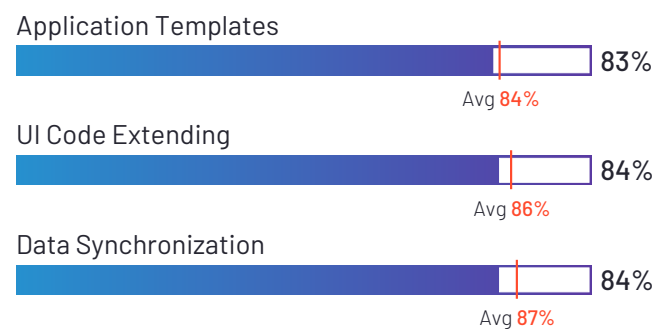
Top Industries Represented



Highest-Rated Features



Lowest-Rated Features



Ownership
Claris



HQ Location
Sunnyvale, US



Year Founded
1998



Employees (Listed On LinkedIn)
215



Company Website
www.claris.com

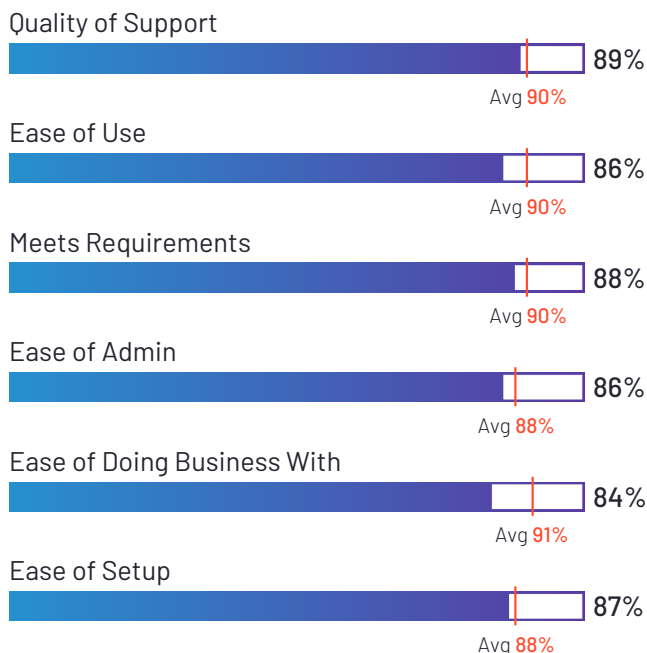


WaveMaker


4.3 ★★★★★ (67)

WaveMaker has been named a Contender product based on having a relatively low customer Satisfaction score and large Market Presence compared to the rest of the category. While they may have positive reviews, they do not have enough reviews to validate those ratings. 91% of users rated it 4 or 5 stars, 87% of users believe it is headed in the right direction, and users said they would be likely to recommend WaveMaker at a rate of 87%. WaveMaker is also in the Drag and Drop App Builder category.

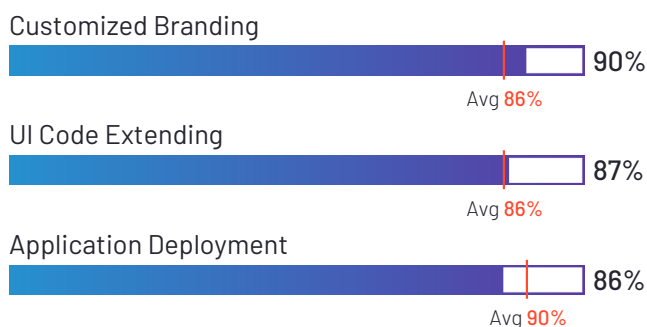
Satisfaction Ratings



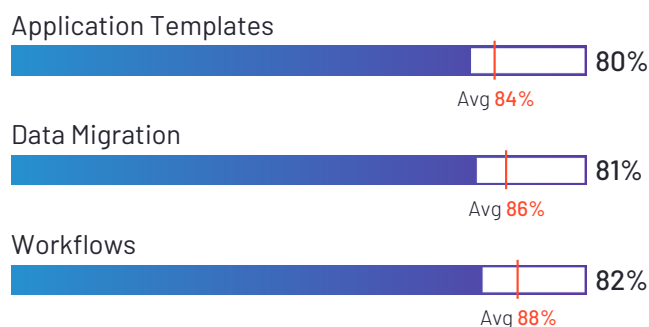
Top Industries Represented



Highest-Rated Features



Lowest-Rated Features



Ownership
WaveMaker, Inc.



HQ Location
Plano, Texas



Year Founded
2003



Employees (Listed On LinkedIn)
214



Company Website
[wavemaker.com](https://www.wavemaker.com)

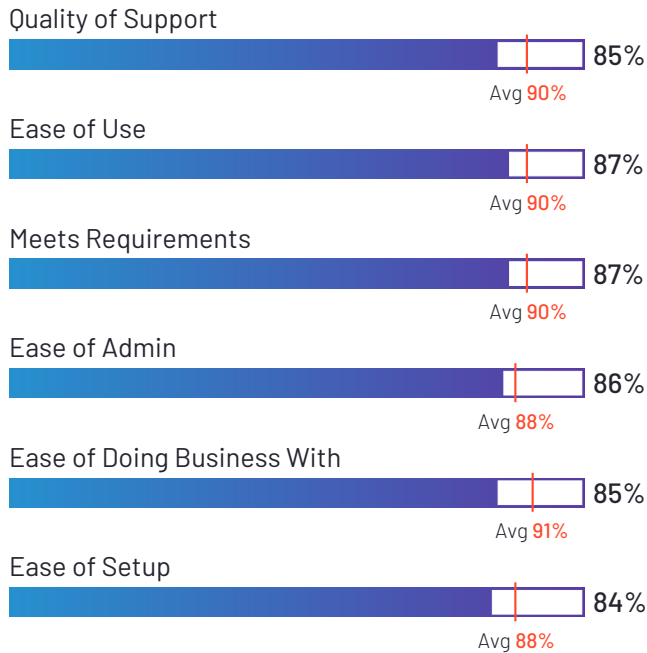


Pega Platform

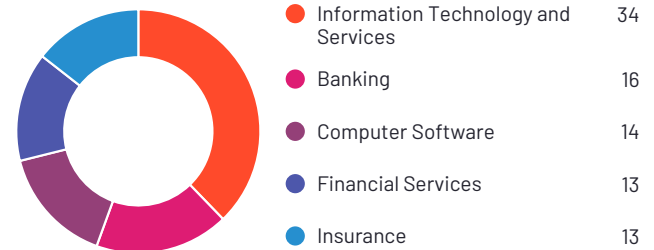
4.2 ★★★★★☆ (271)

Pega Platform has been named a Contender product based on having a relatively low customer Satisfaction score and large Market Presence compared to the rest of the category. While they may have positive reviews, they do not have enough reviews to validate those ratings. 90% of users rated it 4 or 5 stars, 84% of users believe it is headed in the right direction, and users said they would be likely to recommend Pega Platform at a rate of 85%. Pega Platform is also in the Application Development Platforms, Workflow Management, Warranty Management, Digital Process Automation (DPA), Workplace Innovation Platforms, Process Mining, Customer Journey Analytics, Robotic Process Automation (RPA), Bot Platforms, Business Process Management, Field Service Management, Business Automation Platforms (BAPs), and Process Orchestration categories.

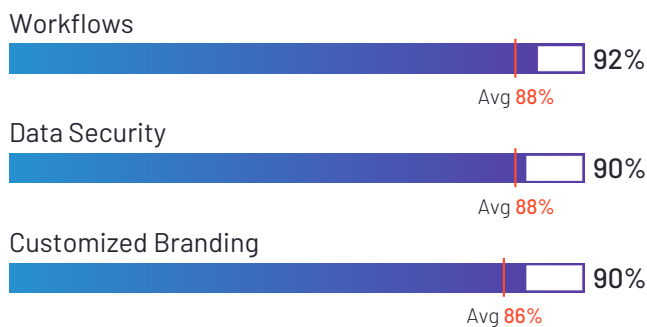
Satisfaction Ratings



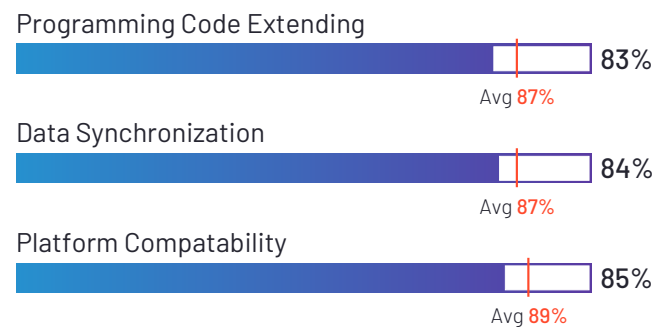
Top Industries Represented



Highest-Rated Features



Lowest-Rated Features



Ownership
Pegasystems



HQ Location
Cambridge, MA



Year Founded
1983



Employees (Listed On LinkedIn)
5,520



Company Website
www.pegacom

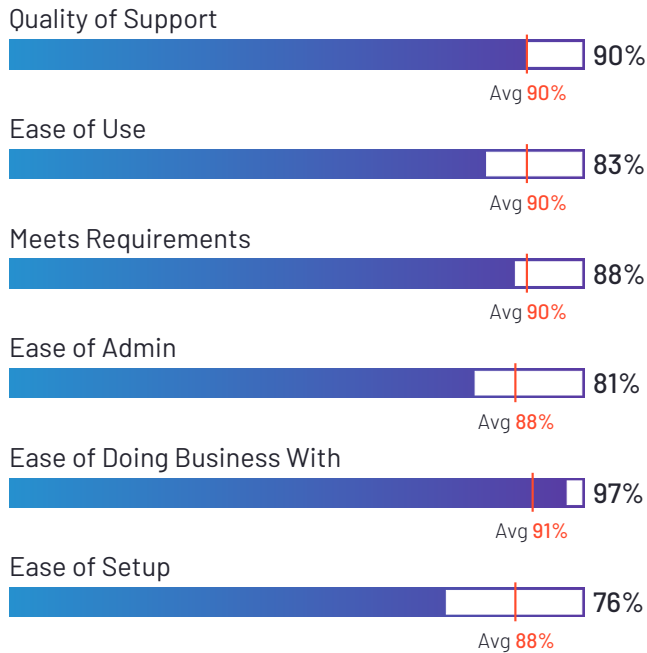


AWS Step Functions

4.2 ★★★★★☆ (43)

AWS Step Functions has been named a Contender product based on having a relatively low customer Satisfaction score and large Market Presence compared to the rest of the category. While they may have positive reviews, they do not have enough reviews to validate those ratings. 96% of users rated it 4 or 5 stars, 88% of users believe it is headed in the right direction, and users said they would be likely to recommend AWS Step Functions at a rate of 83%. AWS Step Functions is also in the Application Development Platforms and Process Orchestration categories.

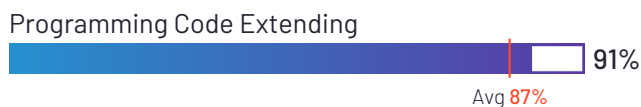
Satisfaction Ratings



Top Industries Represented



Highest-Rated Features



Lowest-Rated Features



Ownership
Amazon Web
Services (AWS)



HQ Location
Seattle, WA



Year Founded
2006



**Employees (Listed
On LinkedIn)**
136,383



Company Website
aws.amazon.com

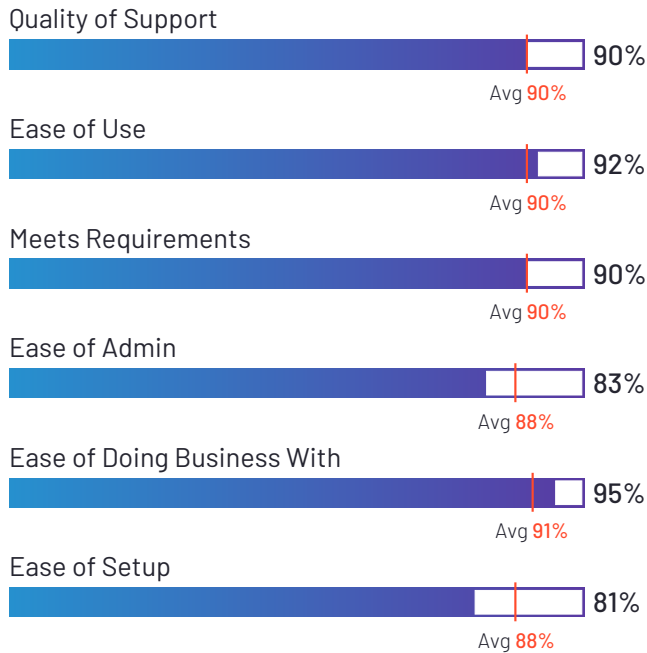


NewgenONE Digital Transformation Platform


4.5 ★★★★★ (89)

NewgenONE Digital Transformation Platform has been named a Contender product based on having a relatively low customer Satisfaction score and large Market Presence compared to the rest of the category. While they may have positive reviews, they do not have enough reviews to validate those ratings. 100% of users rated it 4 or 5 stars, 100% of users believe it is headed in the right direction, and users said they would be likely to recommend NewgenONE Digital Transformation Platform at a rate of 93%. NewgenONE Digital Transformation Platform is also in the Contract Lifecycle Management (CLM), Public Records Management, Customer Communications Management, Accounts Payable (AP) and Spend Analysis, Workflow Management, Document Scanning, Digital Process Automation (DPA), Process Mining, Robotic Process Automation (RPA), Enterprise Content Management (ECM), Business Process Management, Vendor Management, and Business Process Simulation categories.

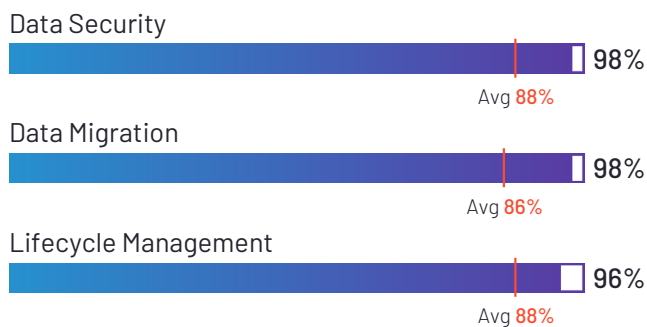
Satisfaction Ratings



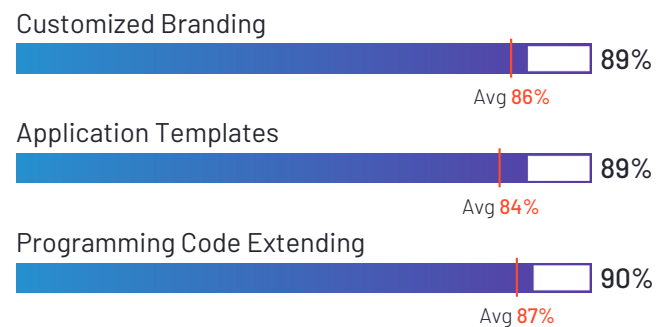
Top Industries Represented



Highest-Rated Features



Lowest-Rated Features



Ownership
Newgen



HQ Location
McLean, VA



Year Founded
1992



Employees (Listed On LinkedIn)
5,203



Company Website
newgensoft.com



Automation Anywhere - RPA | Robotic Process Automation

4.5



(5,494)

Automation Anywhere - RPA | Robotic Process Automation has been named a Contender product based on having a relatively low customer Satisfaction score and large Market Presence compared to the rest of the category. While they may have positive reviews, they do not have enough reviews to validate those ratings. 100% of users rated it 4 or 5 stars, 95% of users believe it is headed in the right direction, and users said they would be likely to recommend Automation Anywhere - RPA | Robotic Process Automation at a rate of 93%. Automation Anywhere - RPA | Robotic Process Automation is also in the Business Automation Platforms (BAPs), Intelligent Document Processing (IDP), SAP Store, Process Mining, Robotic Process Automation (RPA), and Call Center Infrastructure (CCI) categories.

Satisfaction Ratings

Quality of Support



Ease of Use



Meets Requirements



Ease of Admin




Ease of Doing Business With



Ease of Setup



Top Industries Represented



Ownership
Automation
Anywhere



HQ Location
San Jose, CA



Year Founded
2003



**Employees (Listed
On LinkedIn)**
2,773



Company Website
automationanywhere.com

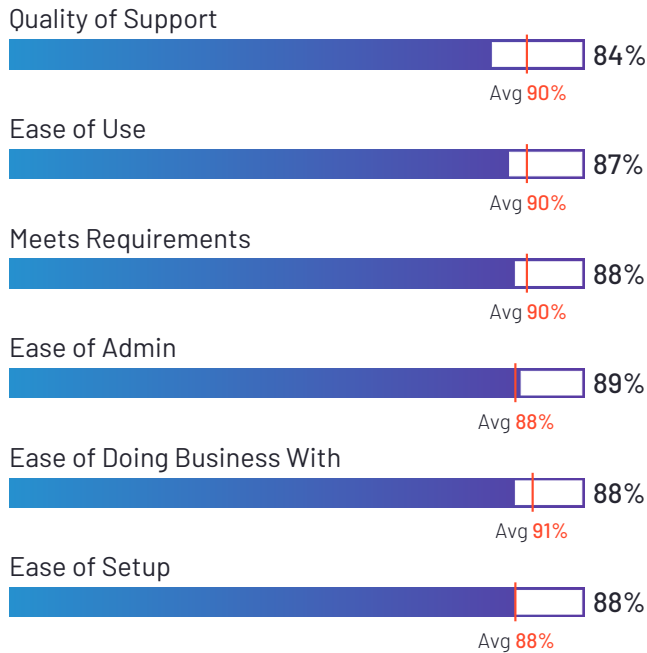


Zoho Creator

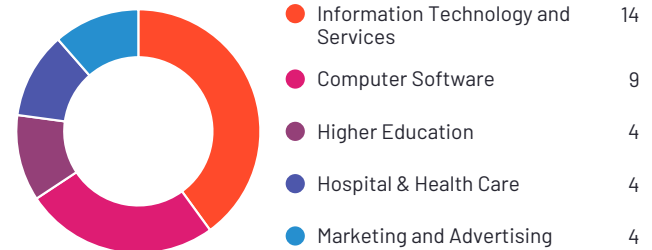
4.3 ★★★★★ (177)

Zoho Creator has been named a Contender product based on having a relatively low customer Satisfaction score and large Market Presence compared to the rest of the category. While they may have positive reviews, they do not have enough reviews to validate those ratings. 85% of users rated it 4 or 5 stars, 82% of users believe it is headed in the right direction, and users said they would be likely to recommend Zoho Creator at a rate of 85%. Zoho Creator is also in the Application Development Platforms, Work Management, Workplace Innovation Platforms, Drag and Drop App Builder, Mobile Development Platforms, Database as a Service (DBaaS), Cloud Platform as a Service (PaaS), and No-Code Development Platforms categories.

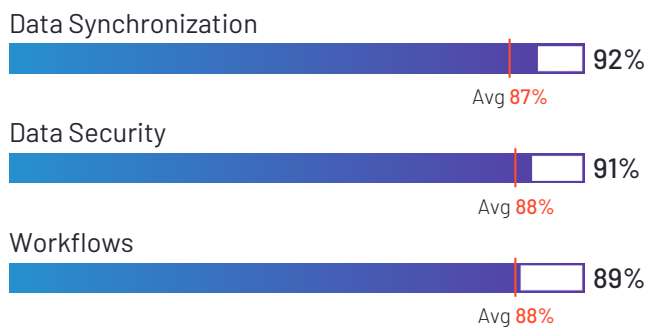
Satisfaction Ratings



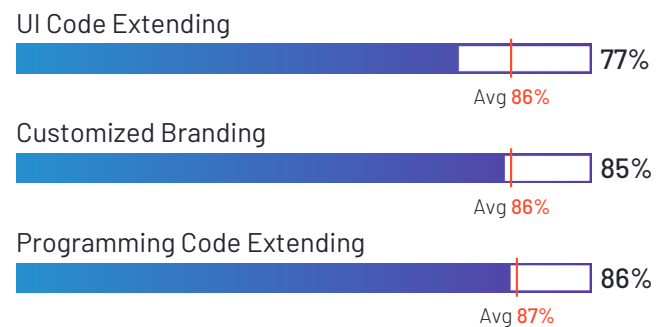
Top Industries Represented



Highest-Rated Features



Lowest-Rated Features



Ownership
Zoho



HQ Location
Austin, TX



Year Founded
1996



Employees (Listed On LinkedIn)
24,715



Company Website
www.zoho.com

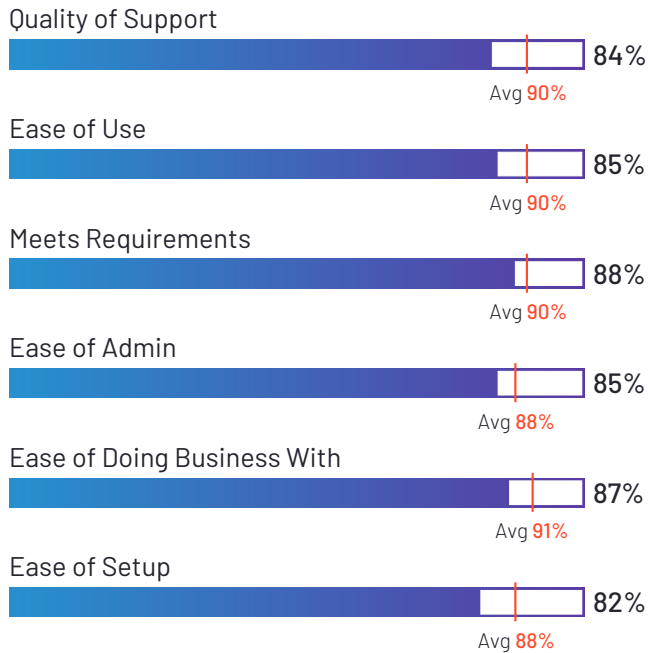


Oracle Application Express

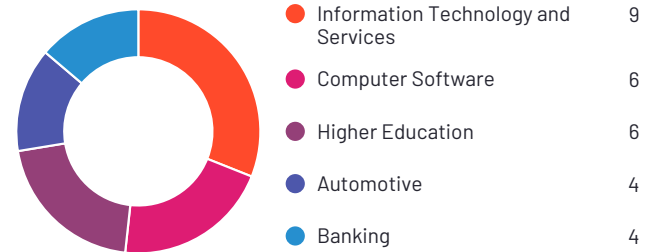
4.3 ★★★★★ (82)

Oracle Application Express has been named a Contender product based on having a relatively low customer Satisfaction score and large Market Presence compared to the rest of the category. While they may have positive reviews, they do not have enough reviews to validate those ratings. 90% of users rated it 4 or 5 stars, 78% of users believe it is headed in the right direction, and users said they would be likely to recommend Oracle Application Express at a rate of 86%. Oracle Application Express is also in the Application Development Platforms category.

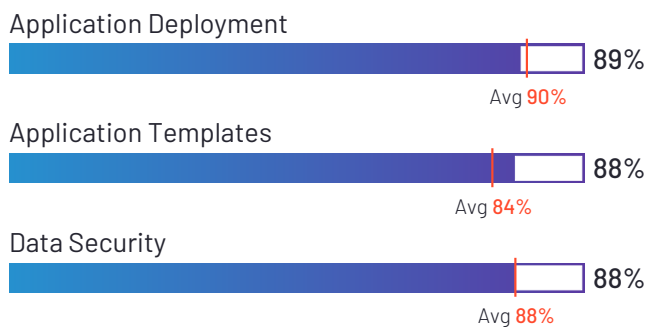
Satisfaction Ratings



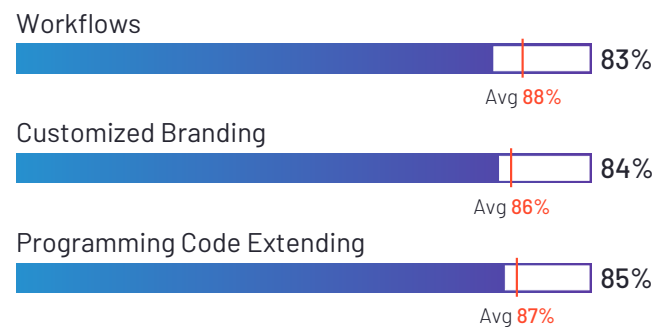
Top Industries Represented



Highest-Rated Features



Lowest-Rated Features



Ownership
Oracle



HQ Location
Austin, TX



Year Founded
1977



Employees (Listed On LinkedIn)
199,405



Company Website
www.oracle.com

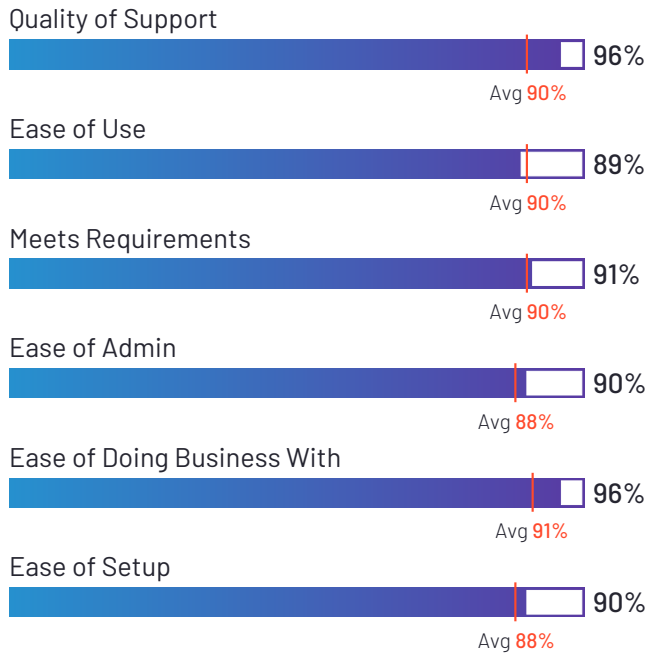


Jitterbit

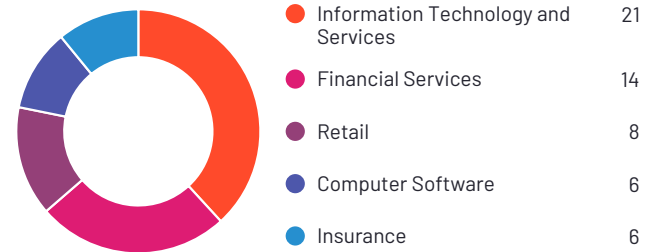
4.6 ★★★★★ (553)

Jitterbit has been named a Contender product based on having a relatively low customer Satisfaction score and large Market Presence compared to the rest of the category. While they may have positive reviews, they do not have enough reviews to validate those ratings. 98% of users rated it 4 or 5 stars, 94% of users believe it is headed in the right direction, and users said they would be likely to recommend Jitterbit at a rate of 93%. Jitterbit is also in the iPaaS, API Management, Electronic Data Interchange (EDI), No-Code Development Platforms, Application Development Platforms, and Workplace Innovation Platforms categories.

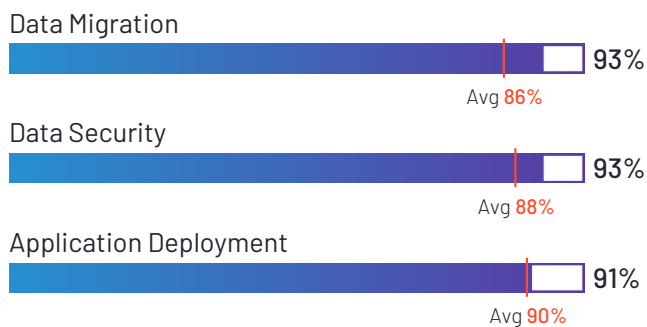
Satisfaction Ratings



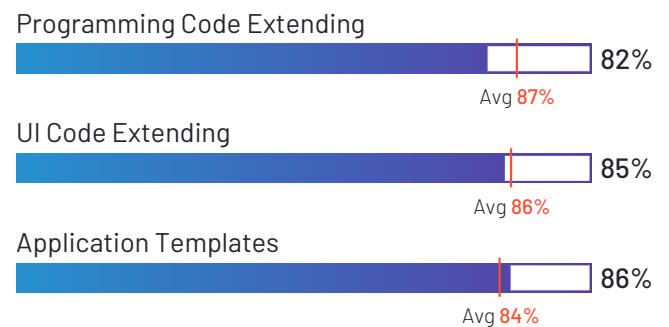
Top Industries Represented



Highest-Rated Features



Lowest-Rated Features



Ownership
Jitterbit



HQ Location
Alameda, CA



Year Founded
2003



Employees (Listed On LinkedIn)
397



Company Website
jitterbit.com

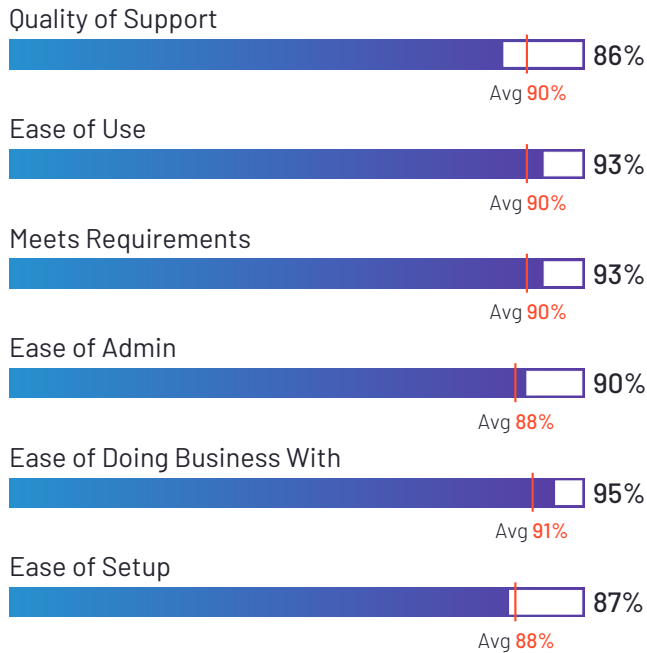


GeneXus


4.7 ★★★★★ (114)

GeneXus has been named a Niche product based on having a relatively low Satisfaction score and low Market Presence compared to the rest of the category. While they may have positive reviews, they do not have enough reviews to validate those ratings. 96% of users rated it 4 or 5 stars, 97% of users believe it is headed in the right direction, and users said they would be likely to recommend GeneXus at a rate of 95%. GeneXus is also in the Mobile Development Platforms, Application Development Platforms, and SAP Store categories.

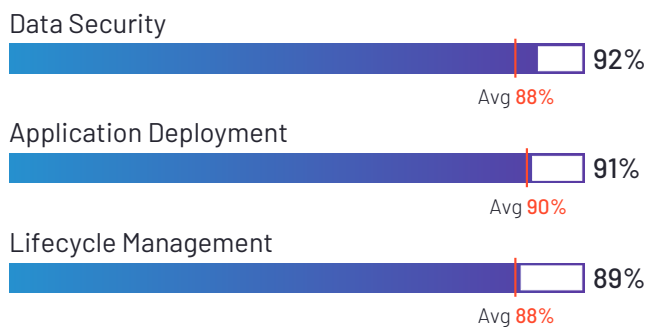
Satisfaction Ratings



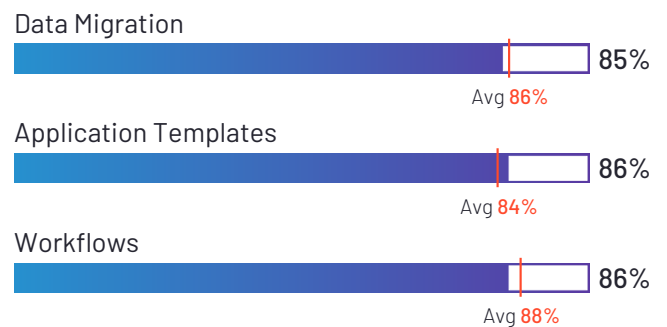
Top Industries Represented



Highest-Rated Features



Lowest-Rated Features



Ownership
GeneXus



HQ Location
Montevideo



Year Founded
1992



Employees (Listed On LinkedIn)
145



Company Website
genexus.com

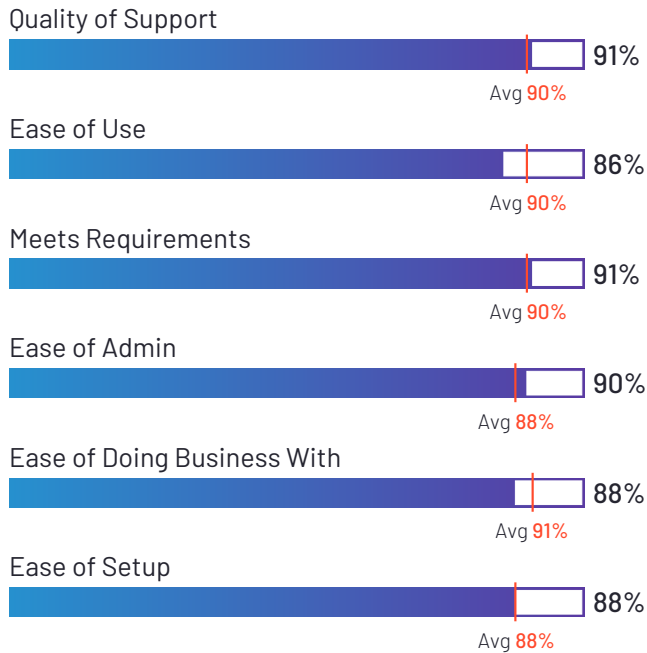


Latenode

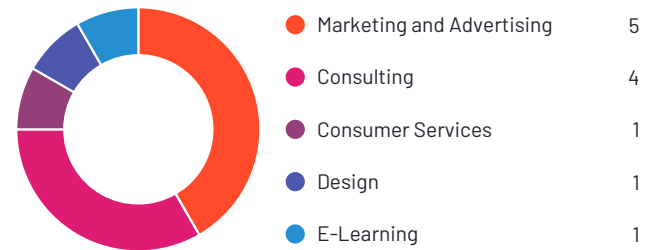
4.7 ★★★★★ (27)

Latenode has been named a Niche product based on having a relatively low Satisfaction score and low Market Presence compared to the rest of the category. While they may have positive reviews, they do not have enough reviews to validate those ratings. 95% of users rated it 4 or 5 stars, 100% of users believe it is headed in the right direction, and users said they would be likely to recommend Latenode at a rate of 94%.

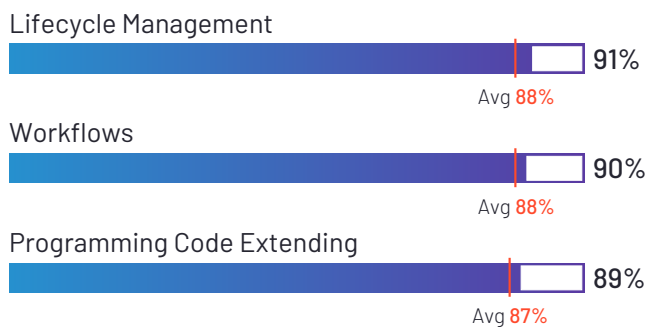
Satisfaction Ratings



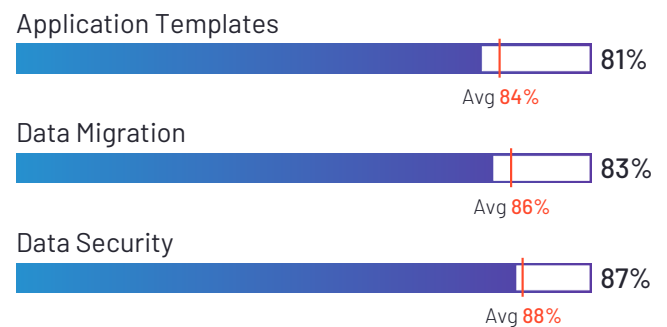
Top Industries Represented



Highest-Rated Features



Lowest-Rated Features



Ownership
Latenode



HQ Location
San Francisco, US



Year Founded
2022



**Employees (Listed
On LinkedIn)**
15



Company Website
latenode.com

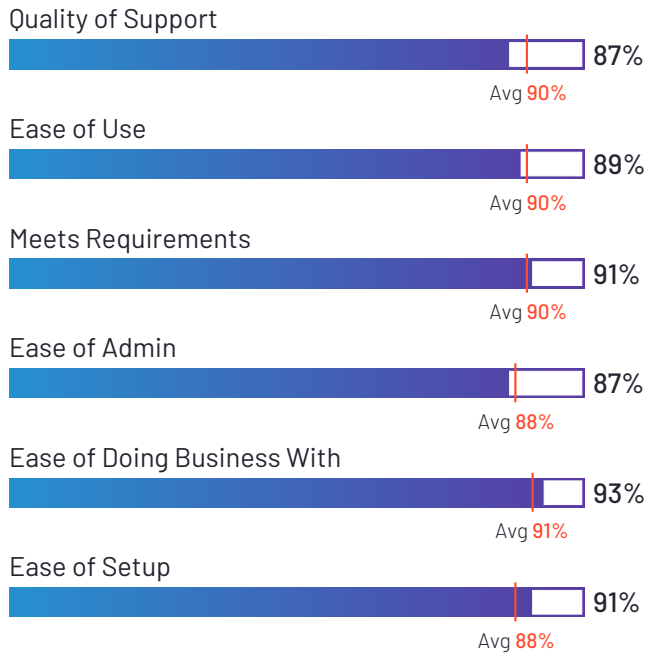


1C:Enterprise

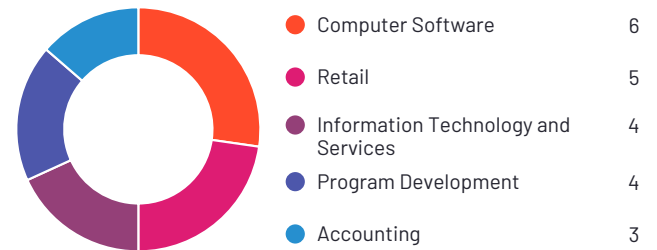
4.6 ★★★★★ (59)

1C:Enterprise has been named a Niche product based on having a relatively low Satisfaction score and low Market Presence compared to the rest of the category. While they may have positive reviews, they do not have enough reviews to validate those ratings. 96% of users rated it 4 or 5 stars, 82% of users believe it is headed in the right direction, and users said they would be likely to recommend 1C:Enterprise at a rate of 92%. 1C:Enterprise is also in the Mobile App Debugging category.

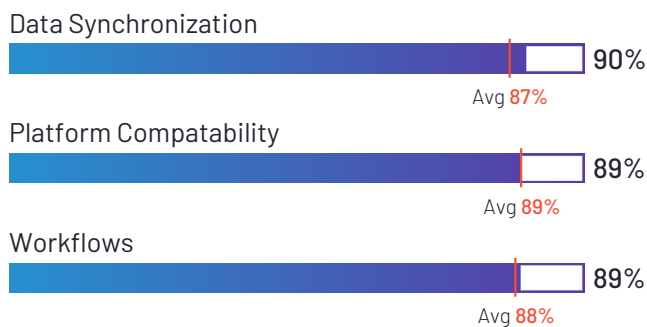
Satisfaction Ratings



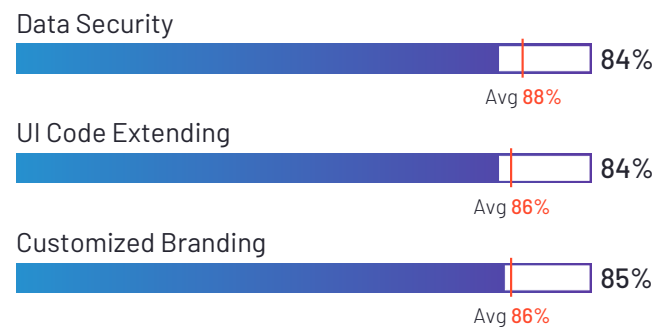
Top Industries Represented



Highest-Rated Features



Lowest-Rated Features



Ownership
1C Company



HQ Location
Moscow



Year Founded
1991



Employees (Listed On LinkedIn)
570



Company Website
www.1c.com

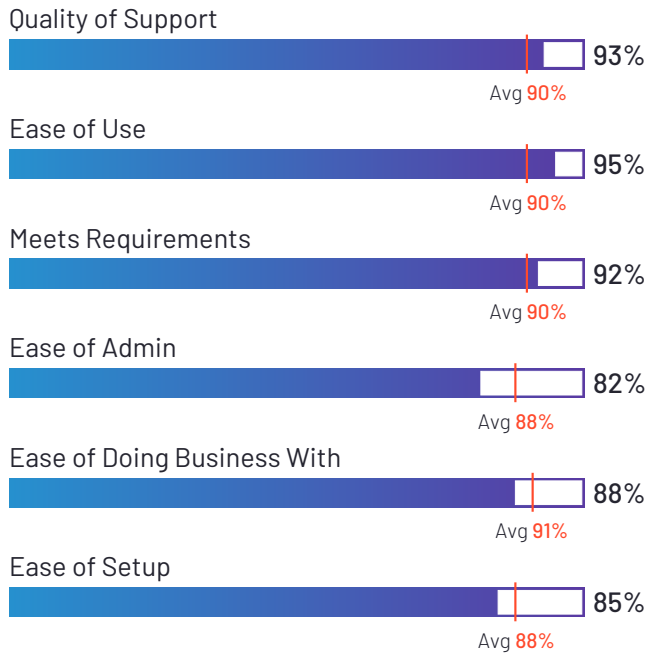


ToolJet

4.8 ★★★★★ (34)

ToolJet has been named a Niche product based on having a relatively low Satisfaction score and low Market Presence compared to the rest of the category. While they may have positive reviews, they do not have enough reviews to validate those ratings. 100% of users rated it 4 or 5 stars, 100% of users believe it is headed in the right direction, and users said they would be likely to recommend ToolJet at a rate of 97%. ToolJet is also in the Drag and Drop App Builder and No-Code Development Platforms categories.


Satisfaction Ratings



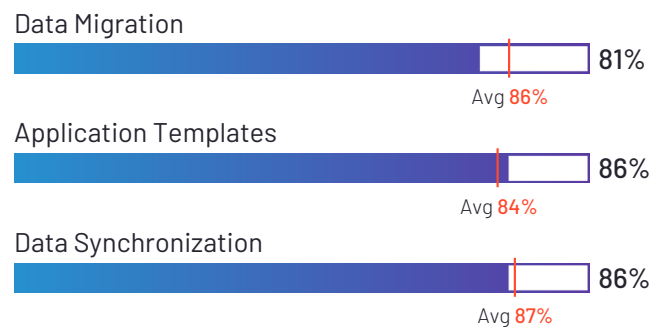
Top Industries Represented



Highest-Rated Features



Lowest-Rated Features



Ownership
ToolJet



HQ Location
San Francisco, US



Year Founded
2021



Employees (Listed On LinkedIn)
54



Company Website
tooljet.com

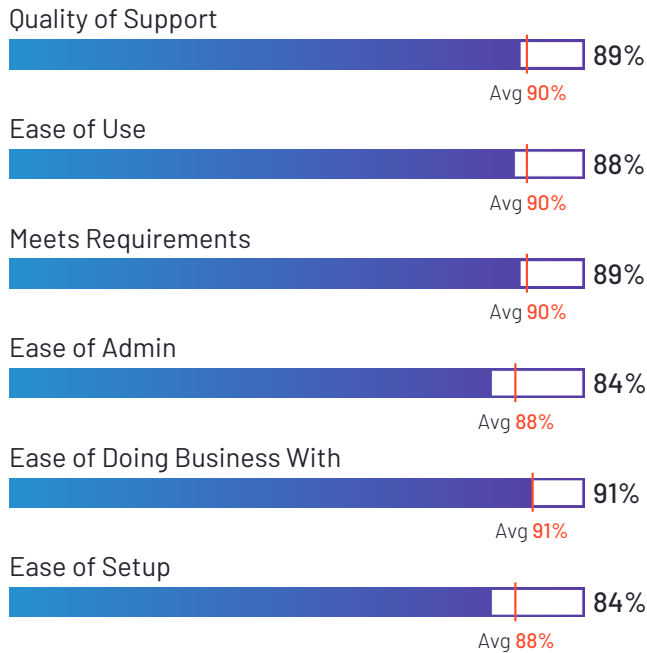
**DronaHQ**

DronaHQ

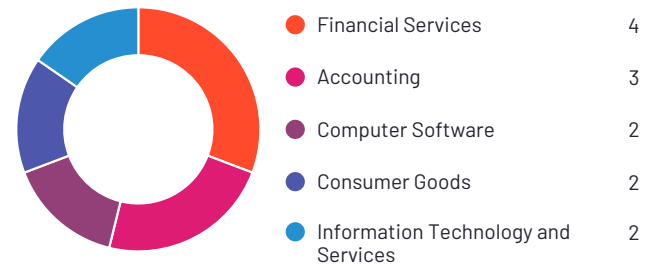
4.4 ★★★★★ (39)

DronaHQ has been named a Niche product based on having a relatively low Satisfaction score and low Market Presence compared to the rest of the category. While they may have positive reviews, they do not have enough reviews to validate those ratings. 96% of users rated it 4 or 5 stars, 95% of users believe it is headed in the right direction, and users said they would be likely to recommend DronaHQ at a rate of 88%. DronaHQ is also in the Mobile Forms Automation, Drag and Drop App Builder, and Application Development Platforms categories.

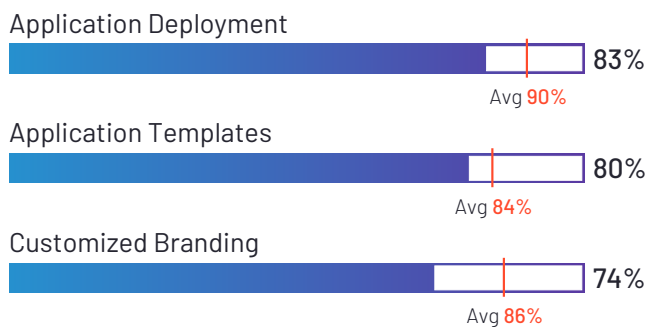
Satisfaction Ratings



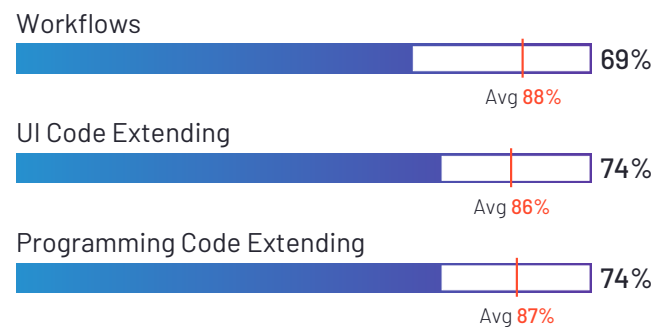
Top Industries Represented



Highest-Rated Features



Lowest-Rated Features

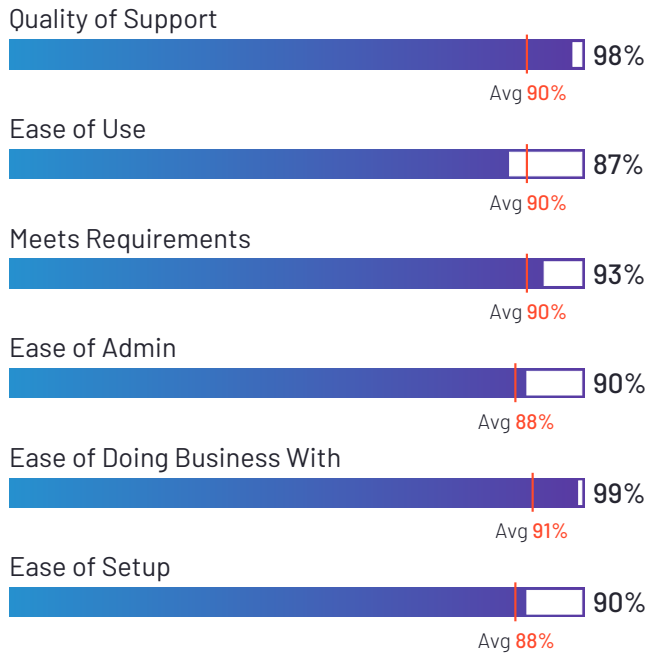
**Ownership**
DronaHQ**HQ Location**
San Francisco, US**Year Founded**
2007**Employees (Listed On LinkedIn)**
71**Company Website**
dronahq.com



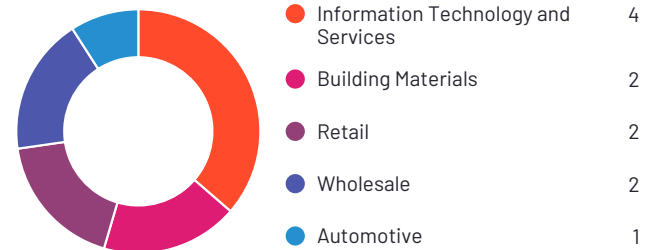
4.7 ★★★★★ (26)

The m-Power Development Platform has been named a Niche product based on having a relatively low Satisfaction score and low Market Presence compared to the rest of the category. While they may have positive reviews, they do not have enough reviews to validate those ratings. 96% of users rated it 4 or 5 stars, 100% of users believe it is headed in the right direction, and users said they would be likely to recommend m-Power at a rate of 95%. m-Power is also in the Embedded Business Intelligence and No-Code Development Platforms categories.

Satisfaction Ratings



Top Industries Represented



Ownership
mrc



HQ Location
Oak Brook, Illinois



Year Founded
1981



Employees (Listed On LinkedIn)
8



Company Website
mrc-productivity.com

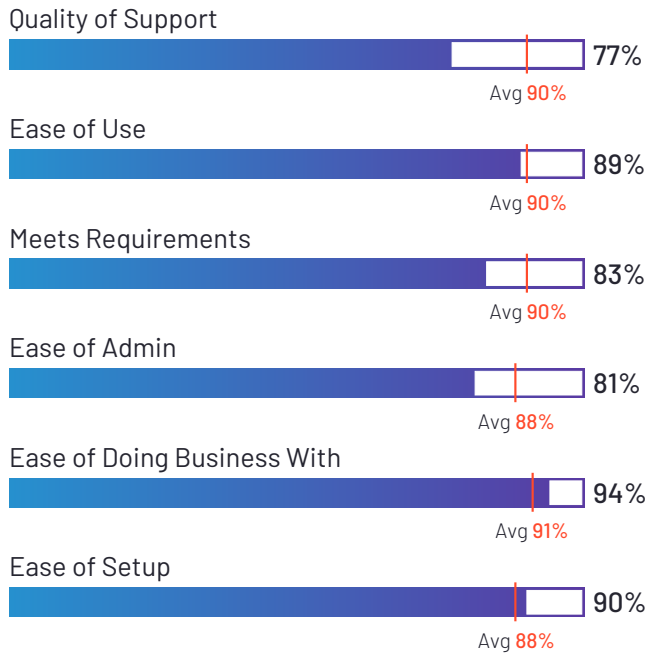


Progress OpenEdge

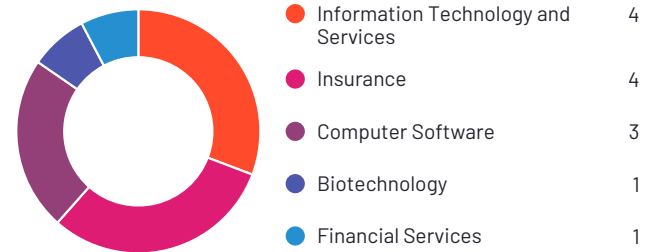
4.0 ★★★★★ (49)

Progress OpenEdge has been named a Niche product based on having a relatively low Satisfaction score and low Market Presence compared to the rest of the category. While they may have positive reviews, they do not have enough reviews to validate those ratings. 84% of users rated it 4 or 5 stars, 75% of users believe it is headed in the right direction, and users said they would be likely to recommend Progress OpenEdge at a rate of 79%. Progress OpenEdge is also in the Database Monitoring, Enterprise Architecture Tools, Container Orchestration, Continuous Delivery, Continuous Integration, Relational Databases, Application Server, Requirements Management, and Application Development Platforms categories.


Satisfaction Ratings



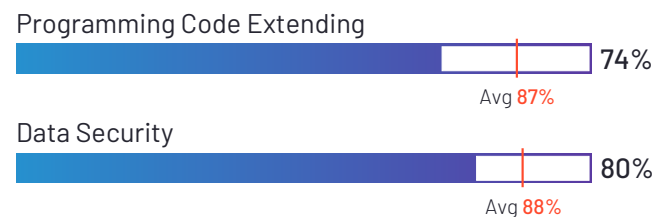
Top Industries Represented



Highest-Rated Features



Lowest-Rated Features



Ownership
Progress Software



HQ Location
Burlington, MA.



Year Founded
1981



**Employees (Listed
On LinkedIn)**
3,615



Company Website
progress.com

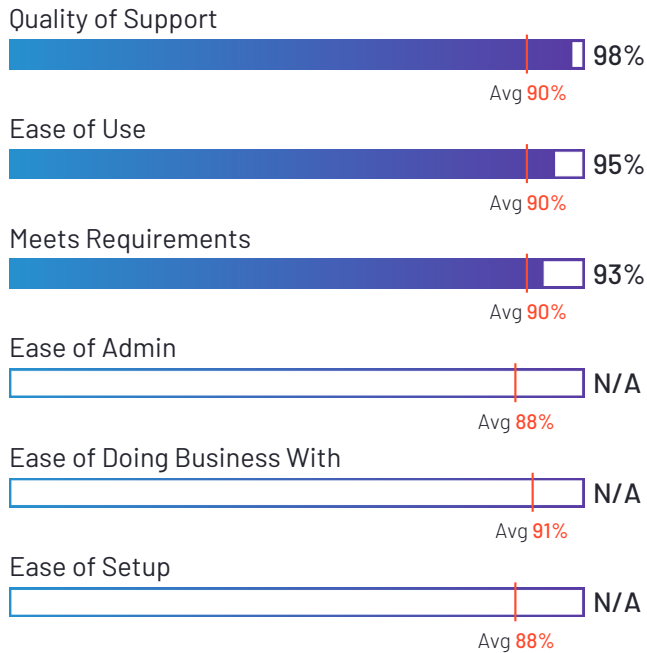


Prophecy

4.8 ★★★★★ (28)

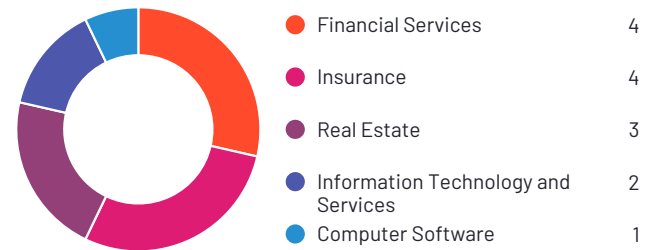
Prophecy has been named a Niche product based on having a relatively low Satisfaction score and low Market Presence compared to the rest of the category. While they may have positive reviews, they do not have enough reviews to validate those ratings. 100% of users rated it 4 or 5 stars, 94% of users believe it is headed in the right direction, and users said they would be likely to recommend Prophecy at a rate of 95%. Prophecy is also in the Big Data Integration Platforms, ETL Tools, and Big Data Processing and Distribution categories.

Satisfaction Ratings

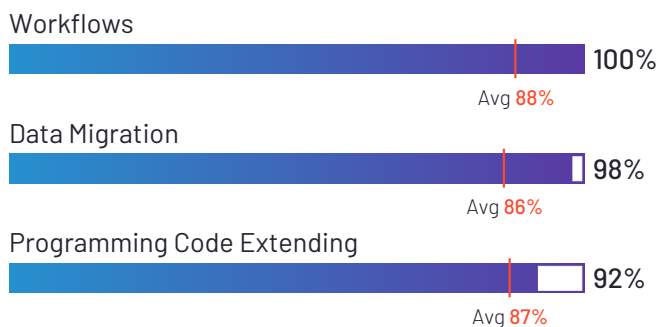


*N/A is displayed when fewer than five responses were received for the question.

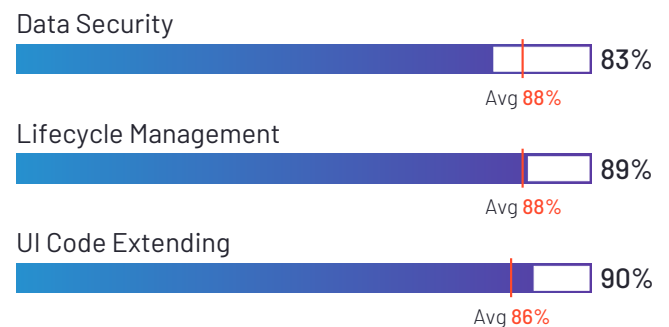
Top Industries Represented



Highest-Rated Features



Lowest-Rated Features



Ownership
Prophecy



HQ Location
San Diego, US



Year Founded
2017



Employees (Listed On LinkedIn)
152



Company Website
prophecy.io

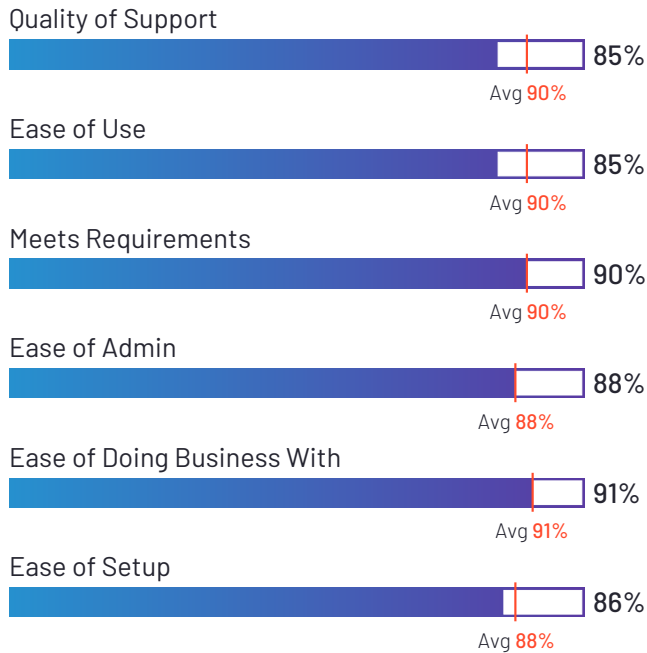


Progress Telerik


4.4 ★★★★★ (101)

Progress Telerik has been named a Niche product based on having a relatively low Satisfaction score and low Market Presence compared to the rest of the category. While they may have positive reviews, they do not have enough reviews to validate those ratings. 92% of users rated it 4 or 5 stars, 84% of users believe it is headed in the right direction, and users said they would be likely to recommend Progress Telerik at a rate of 86%. Progress Telerik is also in the Application Development Platforms, Component Libraries, and Document Generation categories.

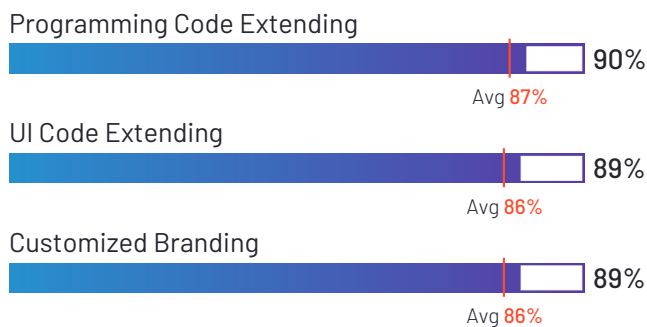
Satisfaction Ratings



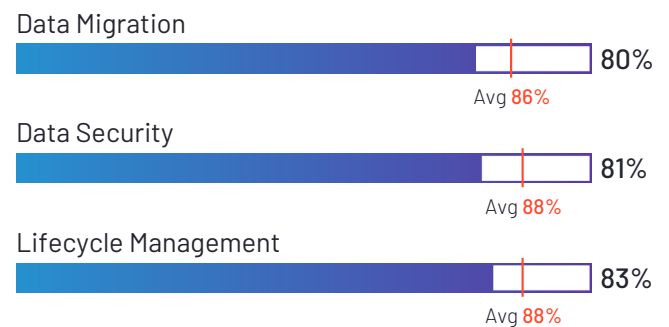
Top Industries Represented



Highest-Rated Features



Lowest-Rated Features



Ownership
Progress Software



HQ Location
Burlington, MA.



Year Founded
1981



Employees (Listed On LinkedIn)
3,615



Company Website
progress.com

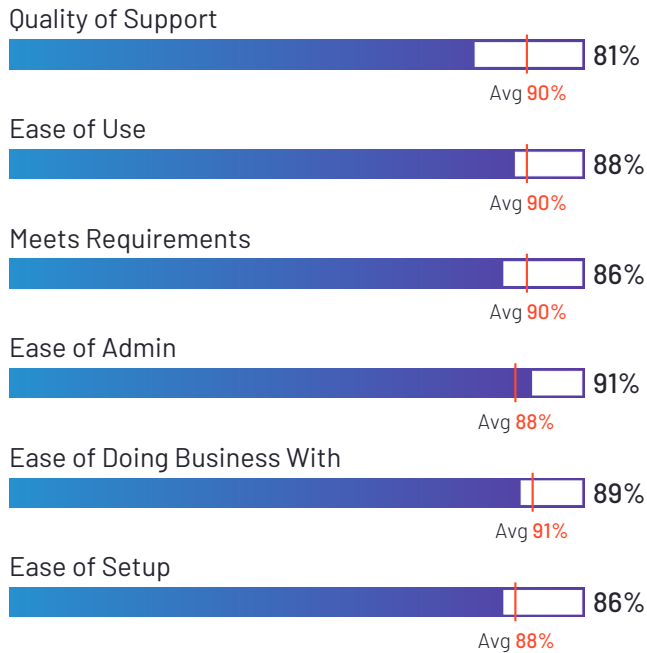


Joget DX

4.2 ★★★★★ (65)

Joget DX has been named a Niche product based on having a relatively low Satisfaction score and low Market Presence compared to the rest of the category. While they may have positive reviews, they do not have enough reviews to validate those ratings. 91% of users rated it 4 or 5 stars, 90% of users believe it is headed in the right direction, and users said they would be likely to recommend Joget DX at a rate of 86%. Joget DX is also in the No-Code Development Platforms and Application Development Platforms categories.

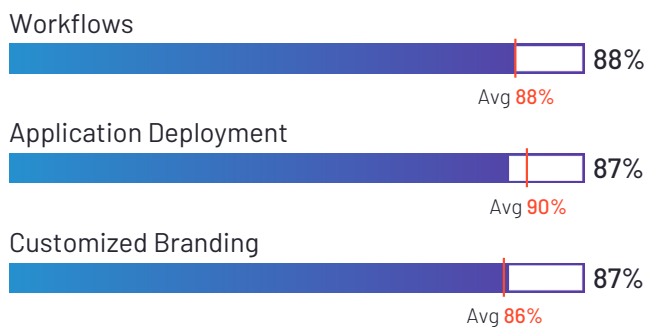
Satisfaction Ratings



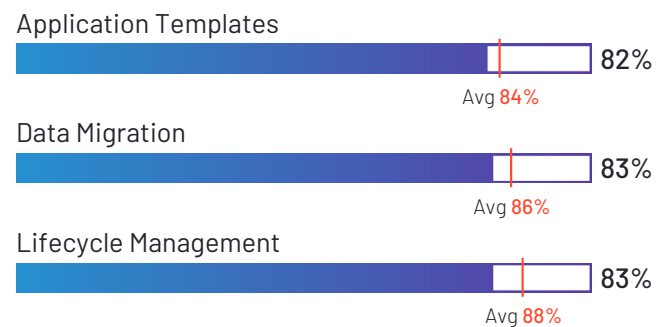
Top Industries Represented



Highest-Rated Features



Lowest-Rated Features



Ownership
Joget



HQ Location
Columbia, MD



Year Founded
2014



Employees (Listed On LinkedIn)
66



Company Website
www.joget.com

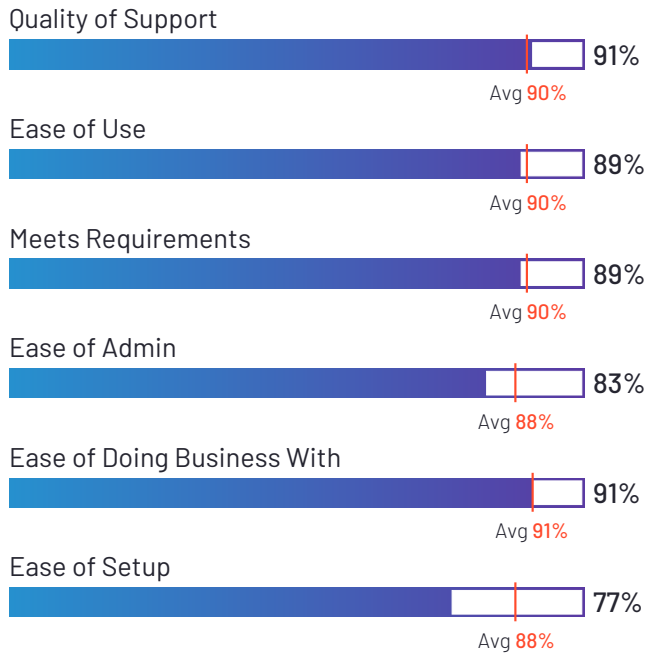


Visual LANSA

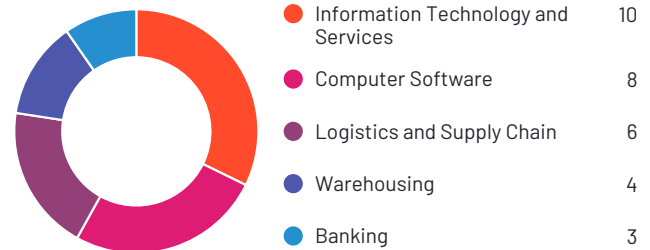
4.5 ★★★★★ (82)

Visual LANSA has been named a Niche product based on having a relatively low Satisfaction score and low Market Presence compared to the rest of the category. While they may have positive reviews, they do not have enough reviews to validate those ratings. 96% of users rated it 4 or 5 stars, 93% of users believe it is headed in the right direction, and users said they would be likely to recommend Visual LANSA at a rate of 91%. Visual LANSA is also in the Application Development Platforms category.

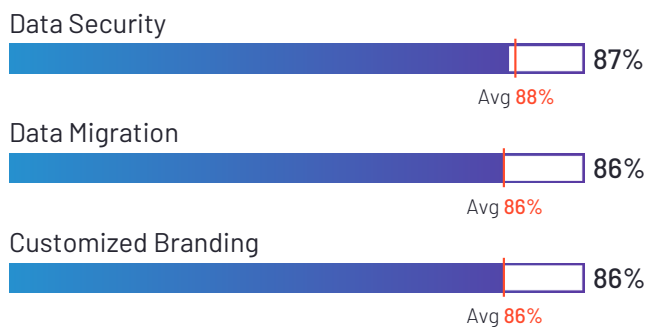
Satisfaction Ratings



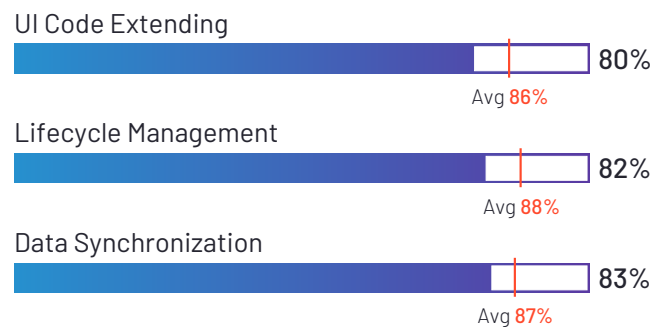
Top Industries Represented



Highest-Rated Features



Lowest-Rated Features



Ownership
LANSA



HQ Location
Downers Grove,
Illinois



Year Founded
1987



**Employees (Listed
On LinkedIn)**
110



Company Website
www.lansa.com

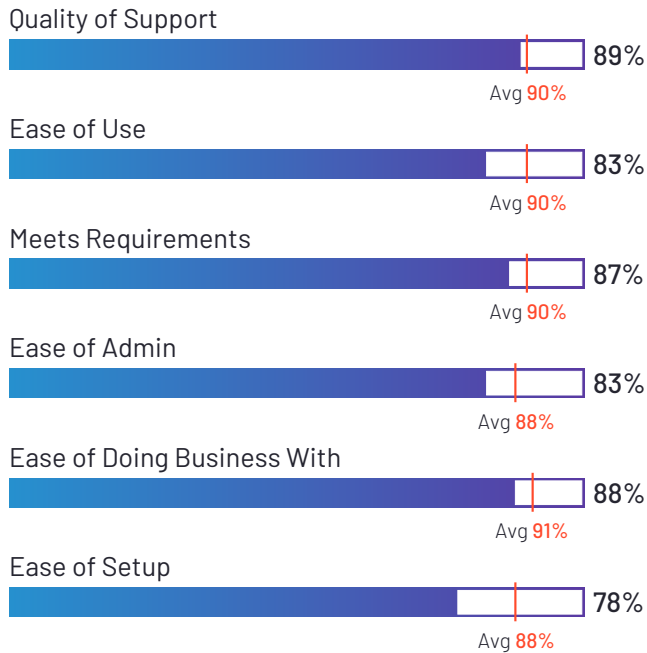


InRule

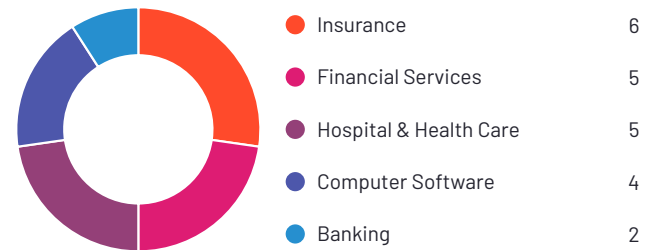
4.4 ★★★★★ (69)

InRule has been named a Niche product based on having a relatively low Satisfaction score and low Market Presence compared to the rest of the category. While they may have positive reviews, they do not have enough reviews to validate those ratings. 93% of users rated it 4 or 5 stars, 89% of users believe it is headed in the right direction, and users said they would be likely to recommend InRule at a rate of 87%. InRule is also in the Decision Management Platforms, MLOps Platforms, and Digital Process Automation (DPA) categories.

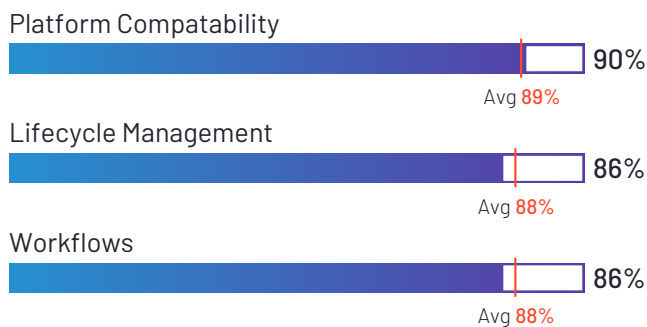
Satisfaction Ratings



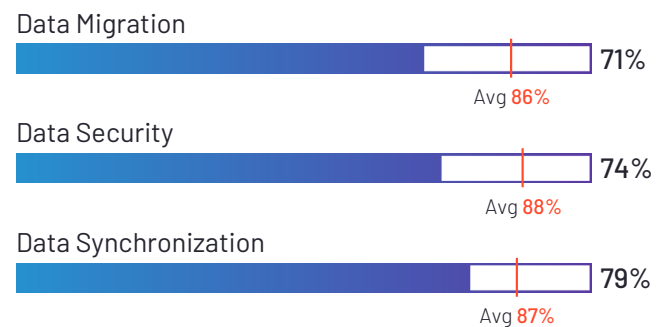
Top Industries Represented



Highest-Rated Features



Lowest-Rated Features



Ownership
InRule Technology,
Inc



HQ Location
Chicago, IL



Year Founded
2002



**Employees (Listed
On LinkedIn)**
89



Company Website
www.inrule.com

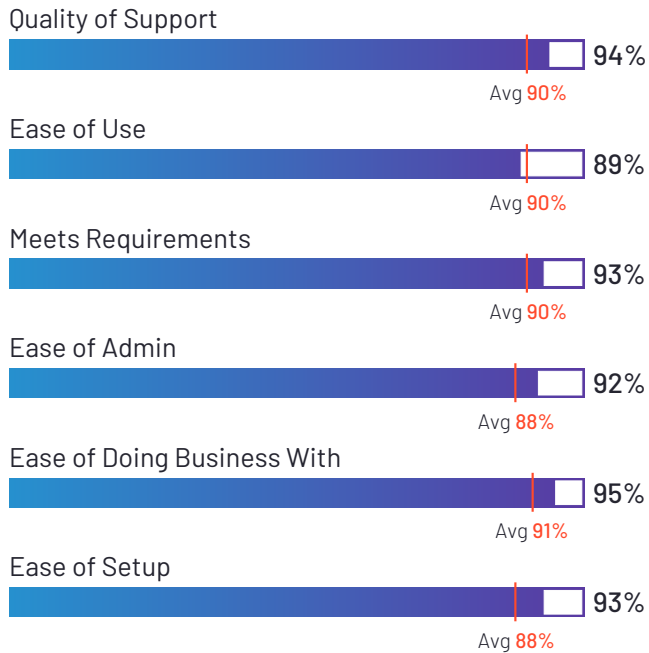


PMG Platform

4.5 ★★★★★ (84)

PMG Platform has been named a Niche product based on having a relatively low Satisfaction score and low Market Presence compared to the rest of the category. While they may have positive reviews, they do not have enough reviews to validate those ratings. 100% of users rated it 4 or 5 stars, 100% of users believe it is headed in the right direction, and users said they would be likely to recommend PMG Platform at a rate of 92%. PMG Platform is also in the Application Development Platforms, Investigation Management, Digital Process Automation (DPA), and HR Case Management categories.

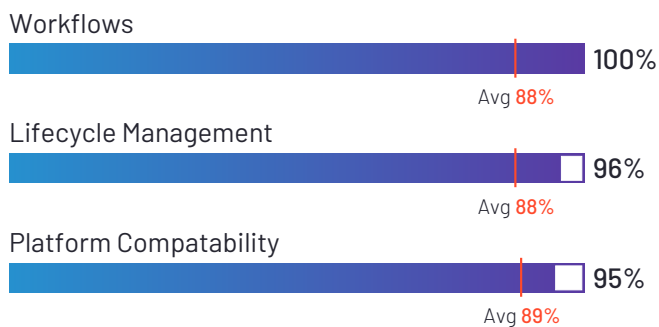
Satisfaction Ratings



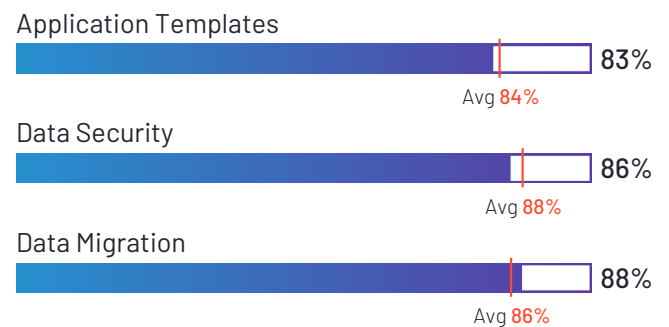
Top Industries Represented



Highest-Rated Features



Lowest-Rated Features



Ownership
PMG



HQ Location
Atlanta, Georgia



Year Founded
1997



Employees (Listed
On LinkedIn)
28



Company Website
www.pmg.net

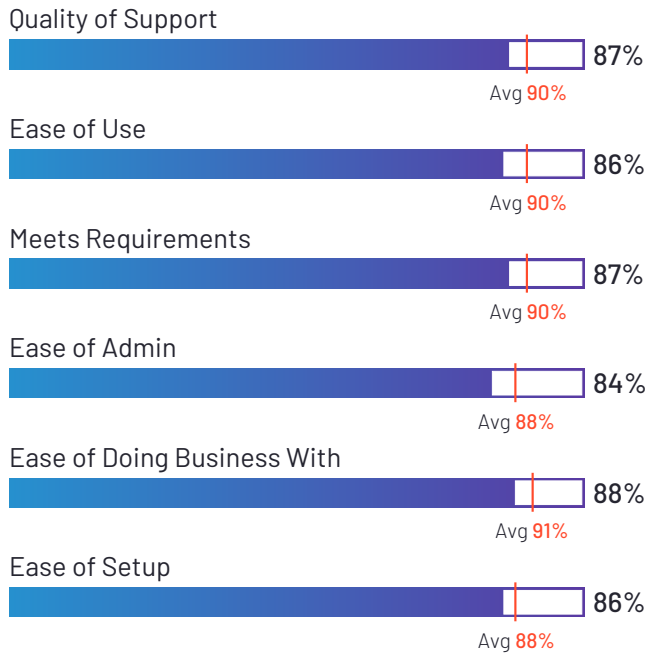


Servoy

4.4 ★★★★★ (23)

Servoy has been named a Niche product based on having a relatively low Satisfaction score and low Market Presence compared to the rest of the category. While they may have positive reviews, they do not have enough reviews to validate those ratings. 90% of users rated it 4 or 5 stars, 90% of users believe it is headed in the right direction, and users said they would be likely to recommend Servoy at a rate of 88%. Servoy is also in the Application Development Platforms category.

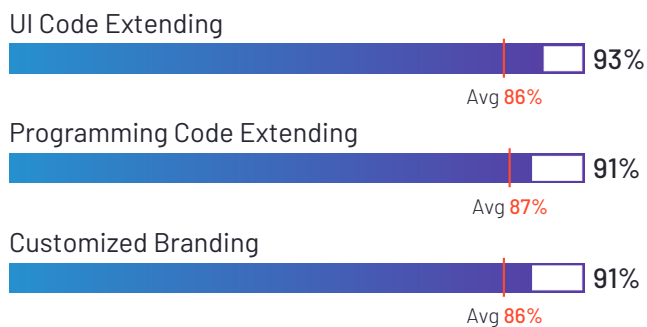
Satisfaction Ratings



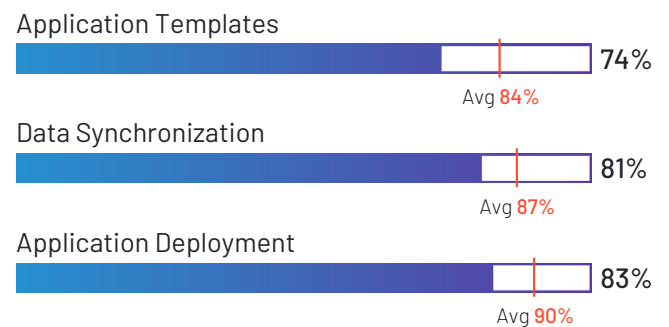
Top Industries Represented



Highest-Rated Features



Lowest-Rated Features



Ownership
Servoy



HQ Location
Amsterdam



Year Founded
2001



Employees (Listed On LinkedIn)
59



Company Website
www.servoy.com

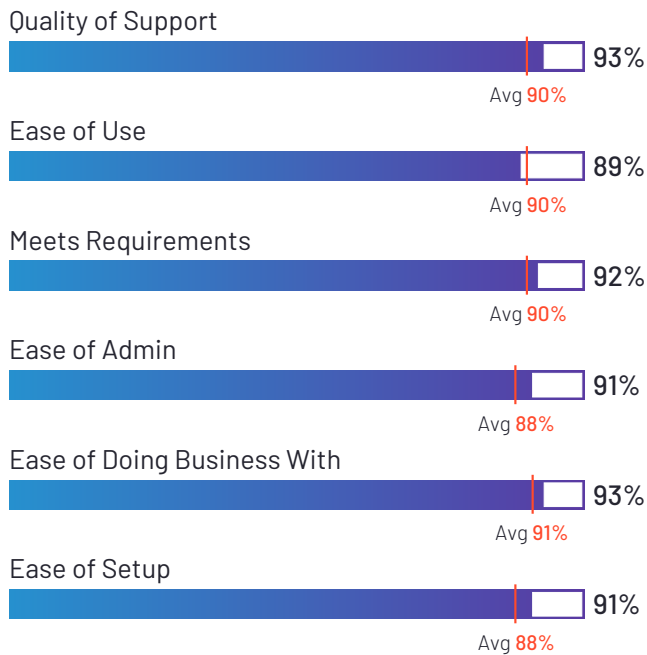


Ninox

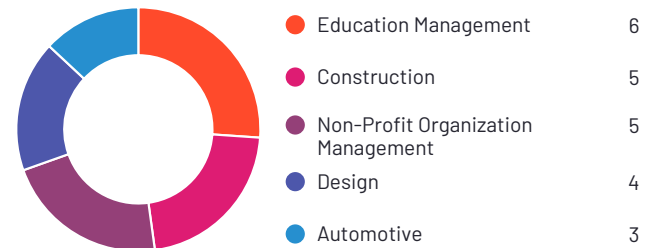
4.7 ★★★★★ (355)

Ninox has been named a Niche product based on having a relatively low Satisfaction score and low Market Presence compared to the rest of the category. While they may have positive reviews, they do not have enough reviews to validate those ratings. 97% of users rated it 4 or 5 stars, 94% of users believe it is headed in the right direction, and users said they would be likely to recommend Ninox Database at a rate of 95%. Ninox Database is also in the Workplace Innovation Platforms, No-Code Development Platforms, Desktop Database, and Database as a Service (DBaaS) categories.

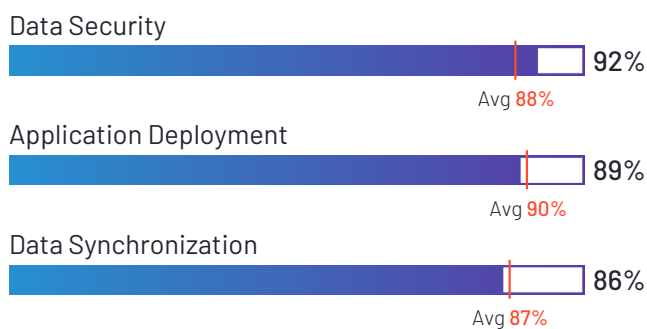
Satisfaction Ratings



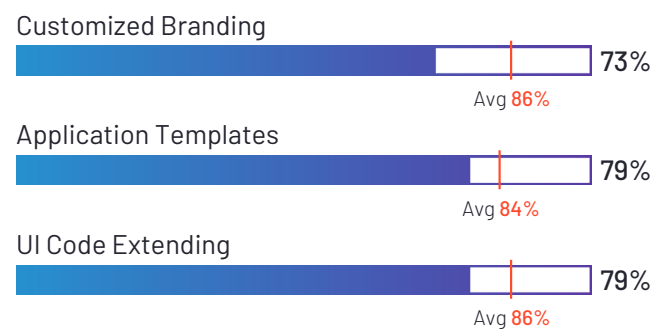
Top Industries Represented



Highest-Rated Features



Lowest-Rated Features



Ownership
Ninox Software
GmbH



HQ Location
Berlin, Germany



Year Founded
2013



**Employees (Listed
On LinkedIn)**
86



Company Website
ninox.com

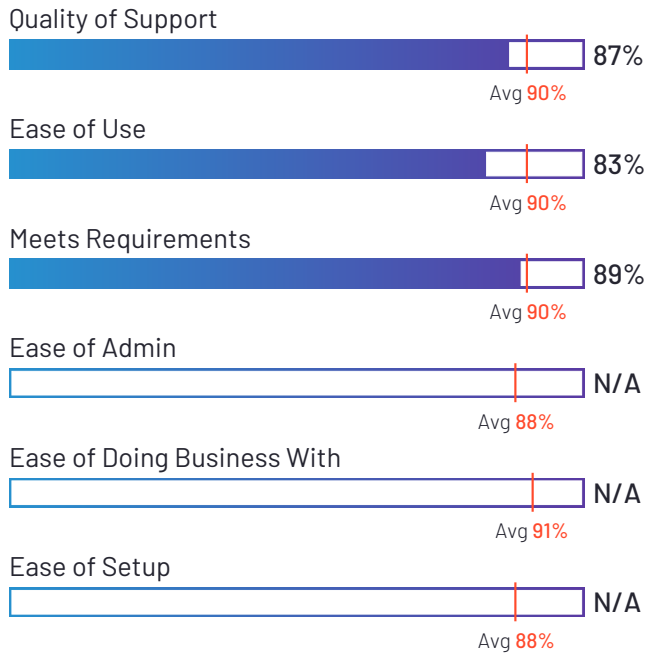


Slingr


4.1 ★★★★★ (11)

Slingr has been named a Niche product based on having a relatively low Satisfaction score and low Market Presence compared to the rest of the category. While they may have positive reviews, they do not have enough reviews to validate those ratings. 100% of users rated it 4 or 5 stars, 78% of users believe it is headed in the right direction, and users said they would be likely to recommend Slingr at a rate of 83%.

Satisfaction Ratings



Top Industries Represented



*N/A is displayed when fewer than five responses were received for the question.



Ownership
Slingr



HQ Location
Miami Beach, FL



Year Founded
2011



Employees (Listed On LinkedIn)
79



Company Website
www.slingr.io

Satisfaction Ratings for Low-Code Development Platforms

G2 reviewers rated software sellers ability to satisfy their needs as shown in the table below.

	Satisfaction		Satisfaction by Category						Net Promoter Score (NPS)
	Likelihood to Recommend	Product Going in Right Direction?	Meets Requirements	Ease of Admin	Ease of Doing Business With	Quality of Support	Ease of Setup	Ease of Use	
Salesforce Platform	90%	90%	90%	86%	90%	87%	86%	88%	66
ServiceNow App Engine	91%	96%	88%	89%	90%	86%	89%	89%	70
The UiPath Platform™	95%	98%	96%	89%	91%	95%	87%	96%	89
OutSystems	92%	93%	91%	87%	90%	87%	90%	93%	75
Quickbase	91%	91%	88%	89%	89%	88%	86%	88%	69
Microsoft Power Apps	87%	99%	87%	89%	91%	86%	92%	90%	59
Superblocks	95%	98%	91%	94%	97%	97%	92%	93%	85
Bizagi	95%	96%	92%	90%	88%	88%	93%	94%	88
Retool	94%	94%	89%	88%	90%	87%	87%	89%	82
Appian	90%	94%	87%	87%	90%	88%	88%	89%	69
Mendix	89%	95%	86%	86%	86%	82%	90%	89%	66
Caspio	92%	85%	91%	93%	96%	95%	91%	90%	71
Appsmith	94%	100%	91%	91%	90%	93%	93%	93%	82
UI Bakery	96%	97%	93%	91%	98%	98%	89%	88%	88
Kissflow	90%	95%	89%	90%	92%	93%	91%	93%	67
App Builder	86%	93%	87%	90%	94%	90%	94%	92%	50
Neptune DXP	90%	99%	89%	88%	93%	92%	86%	90%	72
Interfacing	99%	100%	95%	95%	98%	100%	95%	97%	100
Alpha Anywhere	98%	100%	97%	100%	98%	93%	92%	93%	90

(Satisfaction Ratings for Low-Code Development Platforms continues on next page)

*N/A is displayed when fewer than five responses were received for the question.

**Net Promoter Score ranges from -100 to +100



Satisfaction Ratings for Low-Code Development Platforms (continued)

G2 reviewers rated software sellers ability to satisfy their needs as shown in the table below.

	Satisfaction		Satisfaction by Category						Net Promoter Score (NPS)
	Likelihood to Recommend	Product Going in Right Direction?	Meets Requirements	Ease of Admin	Ease of Doing Business With	Quality of Support	Ease of Setup	Ease of Use	
AmpleLogic Application Platform as a Service (aPaaS)	96%	100%	94%	95%	95%	99%	94%	96%	90
HCL Domino	91%	87%	90%	82%	86%	88%	83%	88%	71
SAP Business Technology Platform	89%	84%	89%	86%	93%	87%	87%	91%	75
Clarif FileMaker	89%	79%	90%	90%	91%	83%	90%	87%	58
WaveMaker	87%	87%	88%	86%	84%	89%	87%	86%	61
Pega Platform	85%	84%	87%	86%	85%	85%	84%	87%	47
AWS Step Functions	83%	88%	88%	81%	97%	90%	76%	83%	44
NewgenONE Digital Transformation Platform	93%	100%	90%	83%	95%	90%	81%	92%	80
Automation Anywhere - RPA Robotic Process Automation	93%	95%	92%	86%	87%	93%	83%	95%	75
Zoho Creator	85%	82%	88%	89%	88%	84%	88%	87%	51
Oracle Application Express	86%	78%	88%	85%	87%	84%	82%	85%	52
Jitterbit	93%	94%	91%	90%	96%	96%	90%	89%	80
GeneXus	95%	97%	93%	90%	95%	86%	87%	93%	85
Latenode	94%	100%	91%	90%	88%	91%	88%	86%	78
1C:Enterprise	92%	82%	91%	87%	93%	87%	91%	89%	75
ToolJet	97%	100%	92%	82%	88%	93%	85%	95%	100
DronaHQ	88%	95%	89%	84%	91%	89%	84%	88%	64
m-Power	95%	100%	93%	90%	99%	98%	90%	87%	87
Progress OpenEdge	79%	75%	83%	81%	94%	77%	90%	89%	31

(Satisfaction Ratings for Low-Code Development Platforms continues on next page)

*N/A is displayed when fewer than five responses were received for the question.

**Net Promoter Score ranges from -100 to +100

Satisfaction Ratings for Low-Code Development Platforms (continued)

G2 reviewers rated software sellers ability to satisfy their needs as shown in the table below.

	Satisfaction		Satisfaction by Category						Net Promoter Score (NPS)
	Likelihood to Recommend	Product Going in Right Direction?	Meets Requirements	Ease of Admin	Ease of Doing Business With	Quality of Support	Ease of Setup	Ease of Use	
Prophecy	95%	94%	93%	N/A	N/A	98%	N/A	95%	88
Progress Telerik	86%	84%	90%	88%	91%	85%	86%	85%	48
Joget DX	86%	90%	86%	91%	89%	81%	86%	88%	51
Visual LANSA	91%	93%	89%	83%	91%	91%	77%	89%	73
InRule	87%	89%	87%	83%	88%	89%	78%	83%	55
PMG Platform	92%	100%	93%	92%	95%	94%	93%	89%	73
Servoy	88%	90%	87%	84%	88%	87%	86%	86%	61
Ninox Database	95%	94%	92%	91%	93%	93%	91%	89%	82
Slingr	83%	78%	89%	N/A	N/A	87%	N/A	83%	36
Average	91%	92%	90%	88%	91%	90%	88%	90%	70

*N/A is displayed when fewer than five responses were received for the question.

**Net Promoter Score ranges from -100 to +100

Feature Comparison for Low-Code Development Platforms

G2 users have evaluated the following products by feature. Feature ratings are representative of reviewers overall satisfaction with each feature and do not necessarily take into account the breadth of individual product features. The results are shown below.

Application Design

	UI Code Extending	Programming Code Extending	Customized Branding	Application Templates	Workflows
Salesforce Platform	88%	87%	88%	87%	90%
ServiceNow App Engine	85%	85%	86%	85%	91%
The UiPath Platform™	95%	93%	93%	94%	96%
OutSystems	88%	88%	89%	88%	88%
Quickbase	81%	80%	80%	82%	86%
Microsoft Power Apps	82%	80%	86%	85%	89%
Superblocks	89%	93%	81%	81%	90%
Bizagi	88%	90%	88%	90%	94%
Retool	84%	85%	81%	77%	82%
Appian	80%	81%	83%	84%	91%
Mendix	83%	84%	88%	82%	88%
Caspio	90%	84%	92%	83%	87%
Appsmith	88%	90%	85%	83%	82%
UI Bakery	91%	91%	84%	77%	91%
Kissflow	85%	83%	88%	86%	92%
App Builder	95%	92%	89%	90%	87%
Neptune DXP	88%	89%	86%	88%	83%
Interfacing	N/A	N/A	91%	N/A	N/A
Alpha Anywhere	N/A	N/A	N/A		N/A

(Feature Comparison for Low-Code Development Platforms continues on next page)

*N/A is displayed when fewer than five responses were received for the question.

**A blank box indicates that a seller has selected that they do not offer that feature.

Feature Comparison for Low-Code Development Platforms (continued)

G2 users have evaluated the following products by feature. Feature ratings are representative of reviewers overall satisfaction with each feature and do not necessarily take into account the breadth of individual product features. The results are shown below.

Application Design

	UI Code Extending	Programming Code Extending	Customized Branding	Application Templates	Workflows
AmpleLogic Application Platform as a Service (aPaaS)	N/A	N/A	N/A	N/A	N/A
HCL Domino	87%	86%	89%	86%	92%
SAP Business Technology Platform	N/A	N/A	N/A	N/A	N/A
Clarif FileMaker	84%	85%	89%	83%	89%
WaveMaker	87%	86%	90%	80%	82%
Pega Platform	86%	83%	90%	89%	92%
AWS Step Functions	N/A	91%	N/A	80%	89%
NewgenONE Digital Transformation Platform	93%	90%	89%	89%	93%
Automation Anywhere - RPA Robotic Process Automation	N/A	N/A	N/A	N/A	N/A
Zoho Creator	77%	86%	85%	88%	89%
Oracle Application Express	85%	85%	84%	88%	83%
Jitterbit	85%	82%	90%	86%	91%
GeneXus	87%	89%	89%	86%	86%
Latenode	88%	89%		81%	90%
1C:Enterprise	84%	88%	85%	86%	89%
ToolJet	89%	92%	87%	86%	88%
DronaHQ	74%	74%	74%	80%	69%
m-Power	N/A	N/A	N/A	N/A	N/A
Progress OpenEdge	N/A	74%	N/A	N/A	N/A

(Feature Comparison for Low-Code Development Platforms continues on next page)

*N/A is displayed when fewer than five responses were received for the question.

**A blank box indicates that a seller has selected that they do not offer that feature.



Feature Comparison for Low-Code Development Platforms (continued)

G2 users have evaluated the following products by feature. Feature ratings are representative of reviewers overall satisfaction with each feature and do not necessarily take into account the breadth of individual product features. The results are shown below.

Application Design

	UI Code Extending	Programming Code Extending	Customized Branding	Application Templates	Workflows
Prophecy	90%	92%			100%
Progress Telerik	89%	90%	89%	88%	87%
Joget DX	83%	85%	87%	82%	88%
Visual LANSA	80%	86%	86%	83%	84%
InRule	81%	86%	82%	84%	86%
PMG Platform	94%	92%	90%	83%	100%
Servoy	93%	91%	91%	74%	84%
Ninox Database	79%	84%	73%	79%	80%
Slingr	N/A	N/A	N/A	N/A	N/A
Average	86%	87%	86%	84%	88%

(Feature Comparison for Low-Code Development Platforms continues on next page)

*N/A is displayed when fewer than five responses were received for the question.

**A blank box indicates that a seller has selected that they do not offer that feature.

Feature Comparison for Low-Code Development Platforms (continued)

G2 users have evaluated the following products by feature. Feature ratings are representative of reviewers overall satisfaction with each feature and do not necessarily take into account the breadth of individual product features. The results are shown below.

Data Control

	Data Migration	Data Synchronization	Data Security
Salesforce Platform	90%	89%	92%
ServiceNow App Engine	86%	85%	88%
The UiPath Platform™	94%	94%	95%
OutSystems	81%	85%	88%
Quickbase	83%	84%	88%
Microsoft Power Apps	83%	84%	87%
Superblocks	87%	89%	92%
Bizagi	88%	88%	91%
Retool	84%	85%	84%
Appian	84%	86%	90%
Mendix	81%	83%	87%
Caspio	92%	90%	93%
Appsmith	89%	91%	88%
UI Bakery	89%	92%	89%
Kissflow	84%	86%	88%
App Builder	90%	86%	91%
Neptune DXP	85%	90%	88%
Interfacing	91%	N/A	N/A
Alpha Anywhere	N/A	N/A	N/A

(Feature Comparison for Low-Code Development Platforms continues on next page)

*N/A is displayed when fewer than five responses were received for the question.

**A blank box indicates that a seller has selected that they do not offer that feature.

Feature Comparison for Low-Code Development Platforms (continued)

G2 users have evaluated the following products by feature. Feature ratings are representative of reviewers overall satisfaction with each feature and do not necessarily take into account the breadth of individual product features. The results are shown below.

Data Control

	Data Migration	Data Synchronization	Data Security
AmpleLogic Application Platform as a Service (aPaaS)	N/A	N/A	N/A
HCL Domino	86%	90%	94%
SAP Business Technology Platform	N/A	N/A	N/A
Clarif FileMaker	89%	84%	92%
WaveMaker	81%	84%	83%
Pega Platform	87%	84%	90%
AWS Step Functions	N/A	N/A	N/A
NewgenONE Digital Transformation Platform	98%	96%	98%
Automation Anywhere - RPA Robotic Process Automation	N/A	N/A	N/A
Zoho Creator	88%	92%	91%
Oracle Application Express	86%	85%	88%
Jitterbit	93%	91%	93%
GeneXus	85%	87%	92%
Latenode	83%	87%	87%
1C:Enterprise	87%	90%	84%
ToolJet	81%	86%	88%
DronaHQ	N/A	N/A	N/A
m-Power	N/A	N/A	N/A
Progress OpenEdge	86%	83%	80%

(Feature Comparison for Low-Code Development Platforms continues on next page)

*N/A is displayed when fewer than five responses were received for the question.

**A blank box indicates that a seller has selected that they do not offer that feature.

Feature Comparison for Low-Code Development Platforms (continued)

G2 users have evaluated the following products by feature. Feature ratings are representative of reviewers overall satisfaction with each feature and do not necessarily take into account the breadth of individual product features. The results are shown below.

Data Control

	Data Migration	Data Synchronization	Data Security
Prophecy	98%	N/A	83%
Progress Telerik	80%	84%	81%
Joget DX	83%	84%	86%
Visual LANSA	86%	83%	87%
InRule	71%	79%	74%
PMG Platform	88%	88%	86%
Servoy	88%	81%	84%
Ninox Database	80%	86%	92%
Slingr	N/A	N/A	N/A
Average	86%	87%	88%

(Feature Comparison for Low-Code Development Platforms continues on next page)

*N/A is displayed when fewer than five responses were received for the question.

**A blank box indicates that a seller has selected that they do not offer that feature.

Feature Comparison for Low-Code Development Platforms (continued)

G2 users have evaluated the following products by feature. Feature ratings are representative of reviewers overall satisfaction with each feature and do not necessarily take into account the breadth of individual product features. The results are shown below.

Publishing

	Application Deployment	Platform Compatability	Lifecycle Management
Salesforce Platform	90%	90%	91%
ServiceNow App Engine	88%	88%	87%
The UiPath Platform™	95%	95%	96%
OutSystems	92%	90%	91%
Quickbase	87%	85%	83%
Microsoft Power Apps	88%	87%	84%
Superblocks	95%	94%	89%
Bizagi	93%	91%	92%
Retool	88%	86%	84%
Appian	88%	89%	87%
Mendix	91%	86%	87%
Caspio	95%	91%	84%
Appsmith	90%	90%	89%
UI Bakery	92%	89%	90%
Kissflow	88%	86%	87%
App Builder	95%	90%	88%
Neptune DXP	89%	89%	87%
Interfacing	N/A	N/A	N/A
Alpha Anywhere	N/A	N/A	N/A

(Feature Comparison for Low-Code Development Platforms continues on next page)

*N/A is displayed when fewer than five responses were received for the question.

**A blank box indicates that a seller has selected that they do not offer that feature.

Feature Comparison for Low-Code Development Platforms (continued)

G2 users have evaluated the following products by feature. Feature ratings are representative of reviewers overall satisfaction with each feature and do not necessarily take into account the breadth of individual product features. The results are shown below.

Publishing

	Application Deployment	Platform Compatability	Lifecycle Management
AmpleLogic Application Platform as a Service (aPaaS)	N/A	N/A	N/A
HCL Domino	92%	92%	91%
SAP Business Technology Platform	N/A	N/A	N/A
Clarif FileMaker	92%	90%	88%
WaveMaker	86%	85%	85%
Pega Platform	89%	85%	87%
AWS Step Functions	N/A	N/A	N/A
NewgenONE Digital Transformation Platform	96%	96%	96%
Automation Anywhere - RPA Robotic Process Automation	N/A	N/A	N/A
Zoho Creator	88%	89%	89%
Oracle Application Express	89%	87%	87%
Jitterbit	91%	91%	91%
GeneXus	91%	89%	89%
Latenode	87%		91%
1C:Enterprise	87%	89%	86%
ToolJet	95%	95%	88%
DronaHQ	83%	N/A	N/A
m-Power	N/A	N/A	N/A
Progress OpenEdge	N/A	83%	N/A

(Feature Comparison for Low-Code Development Platforms continues on next page)

*N/A is displayed when fewer than five responses were received for the question.

**A blank box indicates that a seller has selected that they do not offer that feature.

Feature Comparison for Low-Code Development Platforms (continued)

G2 users have evaluated the following products by feature. Feature ratings are representative of reviewers overall satisfaction with each feature and do not necessarily take into account the breadth of individual product features. The results are shown below.

Publishing

	Application Deployment	Platform Compatability	Lifecycle Management
Prophecy			89%
Progress Telerik	86%	87%	83%
Joget DX	87%	85%	83%
Visual LANSA	83%	86%	82%
InRule	84%	90%	86%
PMG Platform	92%	95%	96%
Servoy	83%	87%	84%
Ninox Database	89%	85%	84%
Slingr	N/A	N/A	N/A
Average	90%	89%	88%

*N/A is displayed when fewer than five responses were received for the question.

**A blank box indicates that a seller has selected that they do not offer that feature.

Additional Data for Low-Code Development Platforms

The table below includes a breakdown of the customer segments for each product, as represented by G2 reviewers.

Customers by Size

	Small Business (50 or fewer emp.)	Mid-Market (51-1000 emp.)	Enterprise (>1000 emp.)
Salesforce Platform	22%	45%	32%
ServiceNow App Engine	24%	24%	52%
The UiPath Platform™	42%	25%	33%
OutSystems	21%	38%	40%
Quickbase	29%	44%	27%
Microsoft Power Apps	25%	34%	41%
Superblocks	45%	47%	9%
Bizagi	15%	47%	38%
Retool	55%	39%	7%
Appian	13%	31%	57%
Mendix	24%	32%	44%
Caspio	74%	18%	8%
Appsmith	74%	18%	8%
UI Bakery	73%	24%	2%
Kissflow	14%	67%	19%
App Builder	35%	25%	40%
Neptune DXP	29%	26%	45%
Interfacing	7%	7%	87%
Alpha Anywhere	64%	18%	18%

(Additional Data for Low-Code Development Platforms continues on next page)

*N/A is displayed when data is not publicly available.

Additional Data for Low-Code Development Platforms (continued)

The table below includes a breakdown of the customer segments for each product, as represented by G2 reviewers.

Customers by Size

	Small Business (50 or fewer emp.)	Mid-Market (51-1000 emp.)	Enterprise (>1000 emp.)
AmpleLogic Application Platform as a Service (aPaaS)	0%	100%	0%
HCL Domino	46%	24%	30%
SAP Business Technology Platform	20%	40%	40%
Clarif FileMaker	61%	27%	12%
WaveMaker	67%	20%	13%
Pega Platform	16%	16%	67%
AWS Step Functions	44%	33%	22%
NewgenONE Digital Transformation Platform	26%	20%	54%
Automation Anywhere - RPA Robotic Process Automation	52%	14%	34%
Zoho Creator	45%	42%	13%
Oracle Application Express	34%	29%	37%
Jitterbit	37%	44%	19%
GeneXus	52%	37%	11%
Latenode	100%	0%	0%
1C:Enterprise	58%	33%	9%
ToolJet	25%	38%	38%
DronaHQ	63%	25%	13%
m-Power	13%	71%	17%
Progress OpenEdge	11%	26%	63%

(Additional Data for Low-Code Development Platforms continues on next page)

*N/A is displayed when data is not publicly available.

Additional Data for Low-Code Development Platforms (continued)

The table below includes a breakdown of the customer segments for each product, as represented by G2 reviewers.

Customers by Size

	Small Business (50 or fewer emp.)	Mid-Market (51-1000 emp.)	Enterprise (>1000 emp.)
Prophecy	12%	12%	76%
Progress Telerik	38%	26%	35%
Joget DX	51%	45%	4%
Visual LANSA	19%	46%	35%
InRule	23%	44%	33%
PMG Platform	0%	13%	87%
Servoy	52%	43%	5%
Ninox Database	84%	7%	9%
Slingr	55%	36%	9%
Average	38%	32%	30%

(Additional Data for Low-Code Development Platforms continues on next page)

*N/A is displayed when data is not publicly available.



Additional Data for Low-Code Development Platforms (continued)

The table below highlights implementation and deployment data as indicated in real user reviews on G2.

Implementation

	Deployment		Implementation Time	Implementation Method				Number of Users Purchased	Contract Term
	Cloud	On-Premises	Avg. Months to Go Live	In-House Team	Seller Services Team	Third-Party Consultant	Don't know	Median Number of Users Bought	Avg. Contract Term (Months)
Salesforce Platform	86%	14%	4.8	51%	19%	21%	9%	75	15
ServiceNow App Engine	52%	48%	5.2	60%	9%	17%	14%	17	14
The UiPath Platform™	61%	39%	2.9	72%	13%	3%	11%	17	14
OutSystems	100%	0%	4.1	61%	14%	12%	14%	175	17
Quickbase	72%	28%	3.8	71%	10%	9%	10%	75	13
Microsoft Power Apps	85%	15%	1.7	84%	10%	3%	3%	75	9
Superblocks	82%	18%	1.2	95%	4%	0%	2%	17	5
Bizagi	43%	57%	4.4	63%	12%	15%	10%	175	12
Retool	62%	38%	1.4	95%	1%	0%	4%	17	5
Appian	74%	26%	5.3	47%	29%	11%	13%	375	21
Mendix	87%	13%	3.6	72%	10%	15%	3%	37	18
Caspio	80%	20%	2.5	87%	0%	13%	0%	7	10
Appsmith	71%	29%	0.5	87%	0%	0%	13%	3	1
UI Bakery	73%	27%	0.9	93%	0%	3%	3%	3	5
Kissflow	85%	15%	2.1	77%	15%	2%	6%	75	9
App Builder	33%	67%	N/A	60%	40%	0%	0%	N/A	N/A
Neptune DXP	44%	56%	3.7	60%	13%	23%	5%	37	8
Interfacing	60%	40%	N/A	40%	60%	0%	0%	N/A	N/A
Alpha Anywhere	83%	17%	N/A	100%	0%	0%	0%	3	12

(Additional Data for Low-Code Development Platforms continues on next page)

*N/A is displayed when data is not publicly available.



Additional Data for Low-Code Development Platforms (continued)

The table below highlights implementation and deployment data as indicated in real user reviews on G2.

Implementation

	Deployment		Implementation Time	Implementation Method				Number of Users Purchased	Contract Term
	Cloud	On-Premises	Avg. Months to Go Live	In-House Team	Seller Services Team	Third-Party Consultant	Don't know	Median Number of Users Bought	Avg. Contract Term (Months)
AmpleLogic Application Platform as a Service (aPaaS)	50%	50%	10.2	N/A	N/A	N/A	N/A	375	26
HCL Domino	36%	64%	1.0	78%	6%	11%	6%	175	14
SAP Business Technology Platform	82%	18%	N/A	44%	33%	11%	11%	N/A	N/A
Claris FileMaker	43%	57%	2.2	80%	7%	11%	1%	12	14
WaveMaker	100%	0%	2.0	77%	12%	4%	8%	3	5
Pega Platform	38%	62%	7.2	54%	24%	12%	10%	75	19
AWS Step Functions	100%	0%	N/A	100%	0%	0%	0%	N/A	N/A
NewgenONE Digital Transformation Platform	25%	75%	2.8	36%	64%	0%	0%	175	20
Automation Anywhere - RPA Robotic Process Automation	56%	44%	5.4	91%	9%	0%	0%	N/A	N/A
Zoho Creator	100%	0%	2.5	91%	6%	4%	0%	7	6
Oracle Application Express	37%	63%	2.8	86%	7%	5%	2%	175	6
Jitterbit	51%	49%	3.1	45%	43%	6%	6%	37	11
GeneXus	71%	29%	4.1	72%	11%	11%	6%	3	7
Latenode	75%	25%	0.2	89%	0%	0%	11%	3	1
1C:Enterprise	32%	68%	3.7	72%	6%	16%	6%	17	5
ToolJet	50%	50%	N/A	60%	20%	20%	0%	N/A	N/A
DronaHQ	87%	13%	2.0	63%	19%	6%	13%	12	11
m-Power	9%	91%	3.1	82%	18%	0%	0%	46	10
Progress OpenEdge	20%	80%	N/A	20%	40%	0%	40%	N/A	N/A

(Additional Data for Low-Code Development Platforms continues on next page)

*N/A is displayed when data is not publicly available.



Additional Data for Low-Code Development Platforms (continued)

The table below highlights implementation and deployment data as indicated in real user reviews on G2.

Implementation

	Deployment		Implementation Time	Implementation Method				Number of Users Purchased	Contract Term
	Cloud	On-Premises	Avg. Months to Go Live	In-House Team	Seller Services Team	Third-Party Consultant	Don't know	Median Number of Users Bought	Avg. Contract Term (Months)
Prophecy	N/A	N/A	N/A	N/A	N/A	N/A	N/A	N/A	N/A
Progress Telerik	36%	64%	2.4	91%	9%	0%	0%	7	12
Joget DX	35%	65%	3.3	67%	25%	4%	4%	17	6
Visual LANSA	100%	0%	4.4	82%	12%	6%	0%	7	7
InRule	48%	52%	3.3	67%	19%	0%	14%	17	12
PMG Platform	17%	83%	3.7	36%	64%	0%	0%	1750	N/A
Servoy	67%	33%	7.9	60%	13%	13%	13%	17	16
Ninox Database	80%	20%	1.5	93%	5%	2%	0%	3	8
Slingr	N/A	N/A	N/A	N/A	N/A	N/A	N/A	N/A	N/A

(Additional Data for Low-Code Development Platforms continues on next page)

*N/A is displayed when data is not publicly available.

Additional Data for Low-Code Development Platforms (continued)

The table below highlights the average user adoption of each product as indicated in real user reviews on G2.

User Adoption and Return on Investment (ROI)

	User Adoption	Payback Period
	Average User Adoption	Estimated ROI (payback period in months)
Salesforce Platform	68%	15
ServiceNow App Engine	33%	17
The UiPath Platform™	43%	12
OutSystems	56%	19
Quickbase	66%	15
Microsoft Power Apps	53%	11
Superblocks	55%	6
Bizagi	64%	10
Retool	54%	6
Appian	51%	20
Mendix	64%	14
Caspio	92%	9
Appsmith	40%	2
UI Bakery	70%	5
Kissflow	69%	9
App Builder	N/A	N/A
Neptune DXP	30%	14
Interfacing	N/A	N/A
Alpha Anywhere	N/A	N/A

(Additional Data for Low-Code Development Platforms continues on next page)

*N/A is displayed when data is not publicly available.

Additional Data for Low-Code Development Platforms (continued)

The table below highlights the average user adoption of each product as indicated in real user reviews on G2.

User Adoption and Return on Investment (ROI)

	User Adoption	Payback Period
	Average User Adoption	Estimated ROI (payback period in months)
AmpleLogic Application Platform as a Service (aPaaS)	72%	19
HCL Domino	78%	15
SAP Business Technology Platform	N/A	N/A
Claris FileMaker	83%	10
WaveMaker	42%	14
Pega Platform	63%	29
AWS Step Functions	N/A	N/A
NewgenONE Digital Transformation Platform	76%	20
Automation Anywhere - RPA Robotic Process Automation	N/A	N/A
Zoho Creator	77%	11
Oracle Application Express	58%	24
Jitterbit	59%	15
GeneXus	86%	24
Latenode	38%	3
1C:Enterprise	77%	18
ToolJet	N/A	N/A
DronaHQ	39%	22
m-Power	68%	11
Progress OpenEdge	N/A	N/A

(Additional Data for Low-Code Development Platforms continues on next page)

*N/A is displayed when data is not publicly available.

Additional Data for Low-Code Development Platforms (continued)

The table below highlights the average user adoption of each product as indicated in real user reviews on G2.

User Adoption and Return on Investment (ROI)

	User Adoption	Payback Period
	Average User Adoption	Estimated ROI (payback period in months)
Prophecy	N/A	N/A
Progress Telerik	71%	8
Joget DX	61%	15
Visual LANSA	71%	21
InRule	56%	13
PMG Platform	46%	N/A
Servoy	72%	21
Ninox Database	75%	4
Slingr	N/A	N/A
Average	61%	14

(Additional Data for Low-Code Development Platforms continues on next page)

*N/A is displayed when data is not publicly available.



Additional Data for Low-Code Development Platforms (continued)

The table below highlights third-party market presence data used to inform the G2's Market Presence Score that highlights each products impact and influence in the category.

Market Presence

	Seller Name	Year Founded	Employees on LinkedIn (Seller)	LinkedIn Followers
Salesforce Platform	Salesforce	1999	78,543	6,000,000
ServiceNow App Engine	ServiceNow	2004	29,567	1,088,000
The UiPath Platform™	UiPath	2005	4,892	425,548
OutSystems	OutSystems	2001	1,992	154,864
Quickbase	Quickbase	2012	887	22,299
Microsoft Power Apps	Microsoft	1975	238,990	24,695,238
Superblocks	Superblocks	2021	58	4,795
Bizagi	Bizagi	1989	456	49,391
Retool	Retool	2017	427	27,375
Appian	Appian	1999	2,274	163,099
Mendix	Mendix	2005	1,232	77,126
Caspio	Caspio	2000	230	7,998
Appsmith	Appsmith	2019	94	23,093
UI Bakery	UI Bakery	2018	15	643
Kissflow	KissFlow	2012	563	158,854
App Builder	Infragistics	1989	203	9,621
Neptune DXP	Neptune Software	2011	164	14,604
Interfacing	Interfacing Technologies	1983	61	6,604
Alpha Anywhere	Alpha Software	2000	51	1,541

(Additional Data for Low-Code Development Platforms continues on next page)

*N/A is displayed when data is not publicly available.

Additional Data for Low-Code Development Platforms (continued)

The table below highlights third-party market presence data used to inform the G2's Market Presence Score that highlights each products impact and influence in the category.

Market Presence

	Seller Name	Year Founded	Employees on LinkedIn (Seller)	LinkedIn Followers
AmpleLogic Application Platform as a Service (aPaaS)	AmpleLogic	2010	328	22,825
HCL Domino	HCL Technologies	1999	244,701	6,996,087
SAP Business Technology Platform	SAP	1972	125,049	4,000,000
Clarif FileMaker	Clarif	1998	215	11,071
WaveMaker	WaveMaker, Inc.	2003	214	6,252
Pega Platform	Pegasystems	1983	5,520	368,756
AWS Step Functions	Amazon Web Services (AWS)	2006	136,383	9,792,103
NewgenONE Digital Transformation Platform	Newgen	1992	5,203	241,876
Automation Anywhere - RPA Robotic Process Automation	Automation Anywhere	2003	2,773	270,819
Zoho Creator	Zoho	1996	24,715	1,861,351
Oracle Application Express	Oracle	1977	199,405	10,020,877
Jitterbit	Jitterbit	2003	397	60,403
GeneXus	GeneXus	1992	145	7,756
Latenode	Latenode	2022	15	717
1C:Enterprise	1C Company	1991	570	7,604
ToolJet	ToolJet	2021	54	18,866
DronaHQ	DronaHQ	2007	71	14,770
m-Power	mrc	1981	8	177
Progress OpenEdge	Progress Software	1981	3,615	65,657

(Additional Data for Low-Code Development Platforms continues on next page)

*N/A is displayed when data is not publicly available.

Additional Data for Low-Code Development Platforms (continued)

The table below highlights third-party market presence data used to inform the G2's Market Presence Score that highlights each products impact and influence in the category.

Market Presence

	Seller Name	Year Founded	Employees on LinkedIn (Seller)	LinkedIn Followers
Prophecy	Prophecy	2017	152	24,042
Progress Telerik	Progress Software	1981	3,615	65,657
Joget DX	Joget	2014	66	3,945
Visual LANSA	LANSA	1987	110	4,961
InRule	InRule Technology, Inc	2002	89	9,947
PMG Platform	PMG	1997	28	599
Servoy	Servoy	2001	59	1,543
Ninox Database	Ninox Software GmbH	2013	86	5,896
Slingr	Slingr	2011	79	2,253

*N/A is displayed when data is not publicly available.