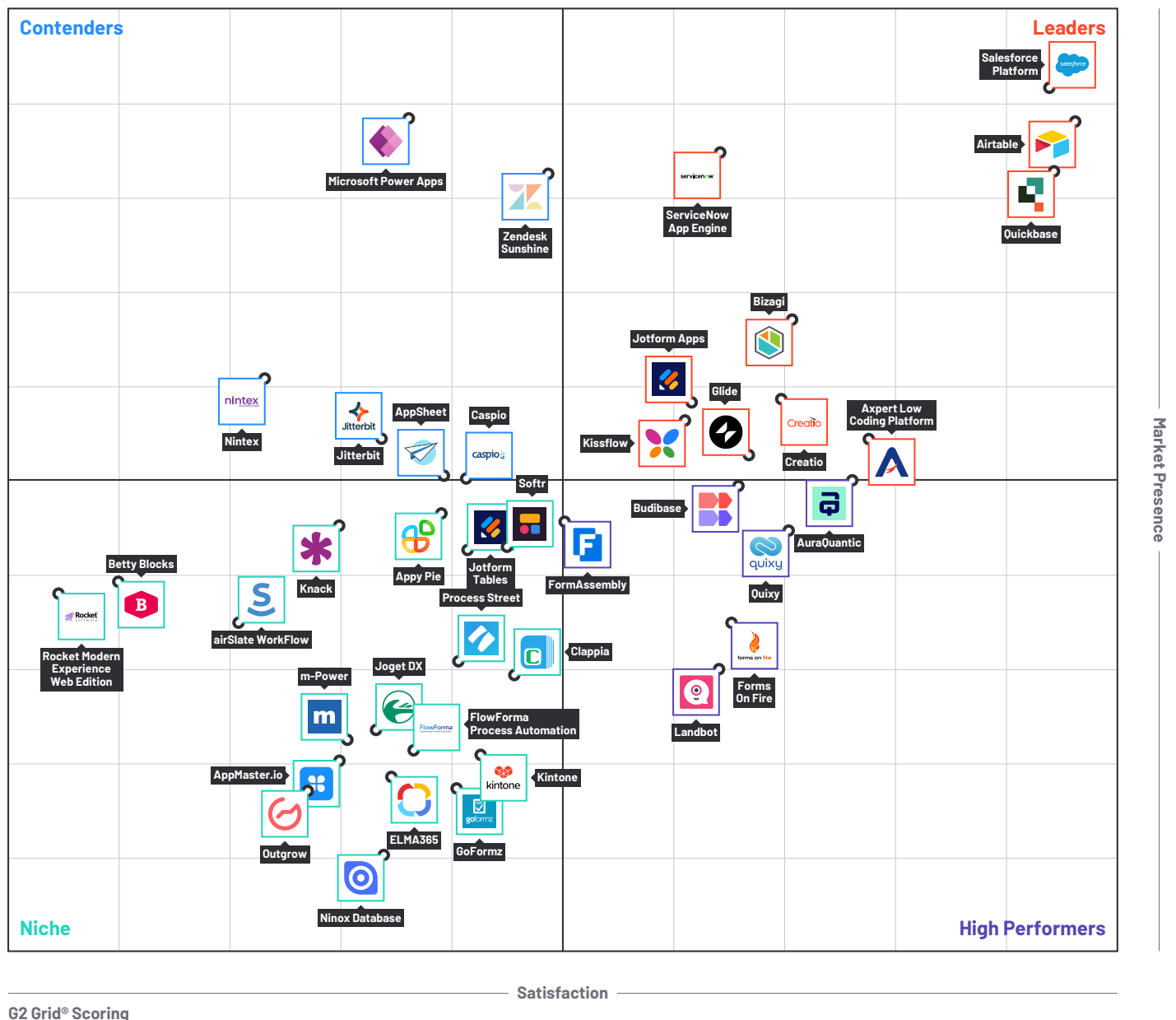


Mid-Market Grid[®] Report for No-Code Development Platforms Spring 2025



No-Code Development Platforms



(No-Code Development Platforms continues on next page)

No-Code Development Platforms (continued)

No-Code Development Platforms Definition

No-code development platforms revolutionize the software development process by providing intuitive drag-and-drop tools, allowing businesses to create applications swiftly and efficiently without coding expertise.

These platforms boast [What You See Is What You Get \(WYSIWYG\) editors](#) and drag-and-drop components, enabling users, both developers and non-developers alike, to engage in rapid application development with tailored workflows and functionality.

The [best no-code development platforms](#) offer a range of features, including templates for workflows, libraries of elements, and customizable interfaces, facilitating the creation of fully functional applications without delving into the intricacies of coding. Additionally, products in the no-code category typically do not provide access to source code or the ability to modify code.

It's crucial to distinguish these products from [low-code development platforms](#), as no-code development platforms prioritize simplicity and speed over extensive functionality and customization.

To qualify for inclusion in the no-code development platforms category, a product must:

- ▶ Seamless assembly of applications through user-friendly drag-and-drop elements
- ▶ Empower non-coders and individuals with limited technical expertise to build applications
- ▶ Connect to databases, web services, or APIs for robust data integration
- ▶ Implement robust security features to safeguard applications and data
- ▶ Support scalable development, accommodating diverse business project sizes

Mid-Market No-Code Development Platforms Grid® Scoring Description

Products shown on the Mid-Market Grid® for No-Code Development Platforms have received a minimum of 10 reviews/ratings in data gathered by February 25, 2025. Products are ranked by customer satisfaction (based on user reviews) and market presence (based on market share, seller size, and social impact) and placed into four categories on the Grid®:

- ▶ Products in the Leader quadrant are rated highly by G2 users and have substantial Market Presence scores. Leaders include: [Salesforce Platform](#), [Airtable](#), [Quickbase](#), [ServiceNow App Engine](#), [Bizagi](#), [Axpert Low Coding Platform](#), [Creatio](#), [Jotform Apps](#), [Glide](#), and [Kissflow](#)
- ▶ High Performing products have high customer Satisfaction scores and low Market Presence compared to the rest of the category. High Performers include: [AuraQuantic](#), [Budibase](#), [Quixy](#), [Forms On Fire](#), [FormAssembly](#), and [Landbot](#)
- ▶ Contender products have relatively low customer Satisfaction scores and high Market Presence compared to the rest of the category. While they may have positive reviews, they do not have enough reviews to validate those ratings. Contenders include: [Zendesk Sunshine](#), [Microsoft Power Apps](#), [Caspio](#), [AppSheet](#), [Jitterbit](#), and [Nintex](#)
- ▶ Niche products have relatively low Satisfaction scores and low Market Presence compared to the rest of the category. While they may have positive reviews, they do not have enough reviews to validate those ratings. Niche products include: [Softr](#), [Appy Pie](#), [Jotform Tables](#), [Knack](#), [Clappia](#), [Process Street](#), [Kintone](#), [FlowForma Process Automation](#), [GoFormz](#), [Joget DX](#), [airSlate WorkFlow](#), [The m-Power Development Platform](#), [ELMA365](#), [Betty Blocks](#), [AppMaster.io](#), [Outgrow](#), [Ninox](#), and [Rocket Modern Experience Web Edition \(Formerly Rocket LegaSuite Web\)](#)



Grid® Scores for Mid-Market No-Code Development Platforms

The table below shows the Satisfaction and Market Presence scores that determine product placement on the Mid-Market Grid®. To learn more about each of the products, please see the profile section.

Leaders

	# of Reviews	Satisfaction	Market Presence	G2 Score
Salesforce Platform	147	97	96	96
Airtable	207	99	92	96
Quickbase	183	97	86	92
ServiceNow App Engine	63	65	89	77
Bizagi	24	72	69	70
Axpert Low Coding Platform	33	79	55	67
Creatio	61	71	60	65
Jotform Apps	33	62	59	61
Glide	94	68	53	60
Kissflow	47	62	57	59

High Performers

AuraQuantic	10	78	50	64
Budibase	26	67	49	58
Quixy	77	72	44	58
Forms On Fire	30	66	33	50
FormAssembly	27	50	45	48
Landbot	24	65	28	46

(Grid® Scores for Mid-Market No-Code Development Platforms continues on next page)

* Products are ordered by G2 Score. Satisfaction score is used as a tiebreaker if two products have the same G2 Score.



Grid® Scores for Mid-Market No-Code Development Platforms (continued)

The table below shows the Satisfaction and Market Presence scores that determine product placement on the Mid-Market Grid®. To learn more about each of the products, please see the profile section.

Contenders

	# of Reviews	Satisfaction	Market Presence	G2 Score
Zendesk Sunshine	16	49	86	67
Microsoft Power Apps	51	35	93	64
Caspio	24	41	50	45
AppSheet	89	39	51	45
Jitterbit	44	33	55	44
Nintex	256	21	62	42

(Grid® Scores for Mid-Market No-Code Development Platforms continues on next page)

* Products are ordered by G2 Score. Satisfaction score is used as a tiebreaker if two products have the same G2 Score.



Grid® Scores for Mid-Market No-Code Development Platforms (continued)

The table below shows the Satisfaction and Market Presence scores that determine product placement on the Mid-Market Grid®. To learn more about each of the products, please see the profile section.

Niche

	# of Reviews	Satisfaction	Market Presence	G2 Score
Softr	20	45	42	43
Appy Pie	70	38	46	42
Jotform Tables	13	41	42	41
Knack	27	29	45	37
Clappia	25	45	27	36
Process Street	10	40	29	34
Kintone	30	42	18	30
FlowForma Process Automation	36	36	18	27
GoFormz	15	40	14	27
Joget DX	16	32	21	26
airSlate WorkFlow	12	19	33	26
m-Power	15	29	19	24
ELMA365	17	34	15	24
Betty Blocks	10	7	38	23
AppMaster.io	10	29	17	23
Outgrow	13	26	13	19
Ninox Database	14	33	6	19
Rocket Modern Experience Web Edition (Formerly Rocket LegaSuite Web)	10	2	37	19

* Products are ordered by G2 Score. Satisfaction score is used as a tiebreaker if two products have the same G2 Score.



Grid® Methodology

Grid® Rating Methodology

The Grid® represents the democratic voice of real software users, rather than the subjective opinion of one analyst. G2 rates products from the No-Code Development Platforms category algorithmically based on data sourced from product reviews shared by G2 users and data sourced from third parties.

Technology buyers can use the Grid® to help them quickly select the best products for their businesses and to find peers with similar experiences. For sellers, media, investors, and analysts, the Grid® provides benchmarks for product comparison and market trend analysis.

Segmented Grid® Scoring Methodology

When viewing a Grid® by segment size, the same Grid® scoring methodology applies. However, the review data used is only from reviewers who are employed by a company within a particular company segment.

G2 uses the following definitions for company segments:

- ▶ Small-Business Review: A review from someone who works at a company with 50 or fewer employees
- ▶ Mid-Market Review: A review from someone who works at a company with 51-1,000 employees
- ▶ Enterprise Review: A review from someone who works at a company with 1,001+ employees

Grid® Scoring Methodology

The Grid® Report for No-Code Development Platforms | Spring 2025 is based on reviews collected through February 25, 2025. We apply unique algorithms to this data to calculate Satisfaction (v4.0) and Market Presence (v7.0) scores for the Spring 2025 report quarter. To view the No-Code Development Platforms Grid® with the most recent data, please visit the [No-Code Development Platforms](#) page. For more details on Grid® Scoring, please view the [G2 Scoring Methodology](#) here.

Grid® Categorization Methodology

Making G2 research relevant and easy for people to use as they evaluate and select business software products is one of our most important goals. In support of that goal, organizing products and software companies in a well-defined structure that makes capturing, evaluating, and displaying reviews and other research in an orderly manner is a critical part of the research process.

To manage the process of categorizing the software products and the related reviews in the G2 community, G2 follows a publicly available [categorization methodology](#). All products appearing on the Grid® have passed through G2's categorization methodology and meet G2's category standards.

Many terms that appear regularly across G2 and are used to aid in product categorization warrant a definition to facilitate buyer understanding. These terms may be included within reviews from the G2 community or in executive summaries for products included on the Grid®. A [list of standard definitions](#) is available to G2 users to eliminate confusion and ease the buying process.

(Grid® Methodology continues on next page)

** Net Promoter, Net Promoter System, Net Promoter Score, NPS and the NPS-related emoticons are registered trademarks of Bain & Company, Inc., Fred Reichheld and Satmetrix Systems, Inc.



Grid® Methodology (continued)

Rating Changes and Dynamics

The ratings in this report are based on a snapshot of the user reviews and third-party data collected by G2 up through February 25, 2025. The ratings may change as the products are further developed, the sellers grow, and as additional opinions are shared by users. G2 updates the ratings on its website in real time as additional data is received, and this report will be updated as significant data is received. By improving their products and support and/or by having more satisfied customer voices heard, Contenders may become Leaders and Niche sellers may become High Performers.

Trust

Keeping our ratings unbiased is our top priority. G2 follows defined community guidelines to ensure privacy, and authenticity for users and reviews. For more details, please view the [G2 Community Guidelines here](#).

Grid® Inclusion Criteria

All products in a G2 category that have at least 10 reviews from real users of the product are included on the Grid®. Inviting other users, such as colleagues and peers, to join G2 and share authentic product reviews will accelerate this process.

If a product is not yet listed on G2 and it fits the market definition above, then users are encouraged to [suggest its addition](#) to our [No-Code Development Platforms category](#).

Product Profiles

Product profiles and detailed charts are included for products with 10 or more reviews.



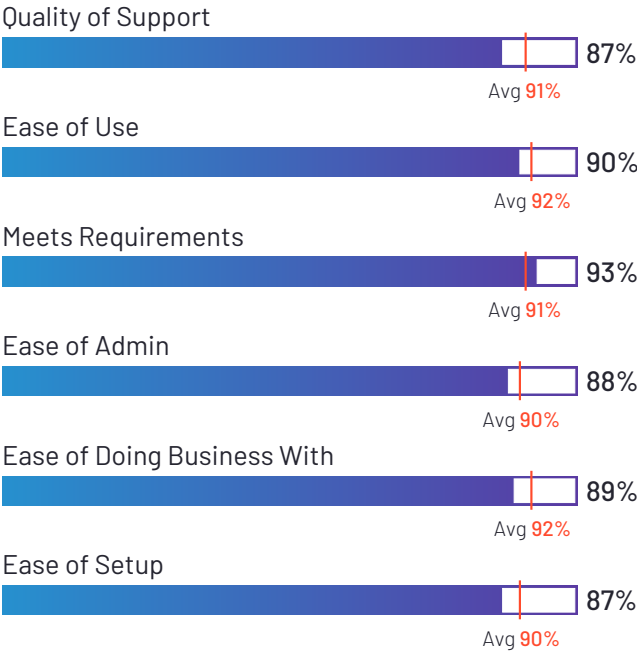
Salesforce Platform

4.5 ★★★★★ (3,015)



Salesforce Platform has been named a Leader based on receiving a high customer Satisfaction score and having a large Market Presence. Salesforce Platform has the largest Market Presence among products in No-Code Development Platforms. 97% of users rated it 4 or 5 stars, 92% of users believe it is headed in the right direction, and users said they would be likely to recommend Salesforce Platform at a rate of 91%. Salesforce Platform is also in the Application Development Platforms, DevOps Platforms, Passwordless Authentication, Workplace Innovation Platforms, Customer Identity and Access Management (CIAM), Cloud Migration, Multi-Factor Authentication (MFA), Drag and Drop App Builder, Mobile Development Platforms, Low-Code Development Platforms, Software Testing, Continuous Integration, Identity and Access Management (IAM), Single Sign-On (SSO), Cloud Platform as a Service (PaaS), Continuous Delivery, and AI Code Generation categories.

Satisfaction Ratings



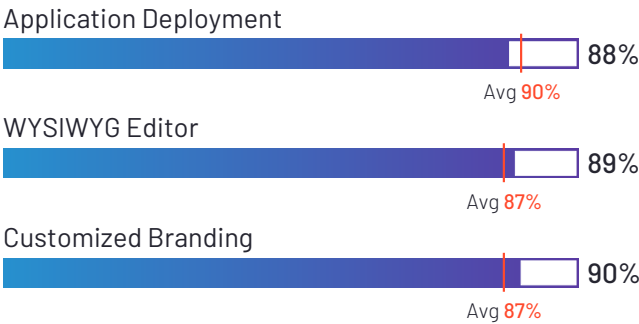
Top Industries Represented



Highest-Rated Features



Lowest-Rated Features



Ownership
Salesforce



HQ Location
San Francisco, CA



Year Founded
1999



Employees (Listed On LinkedIn)
78,543



Company Website
salesforce.com



Airtable

4.6

★★★★★ (2,770)



Airtable has been named a Leader based on receiving a high customer Satisfaction score and having a large Market Presence. Airtable received the highest Satisfaction score among products in No-Code Development Platforms. 98% of users rated it 4 or 5 stars, 93% of users believe it is headed in the right direction, and users said they would be likely to recommend Airtable at a rate of 93%. Airtable is also in the Strategy and Innovation Roadmapping Tools, Task Management, Project Management, and Product Management categories.

Satisfaction Ratings

Quality of Support



Ease of Use



Meets Requirements



Ease of Admin



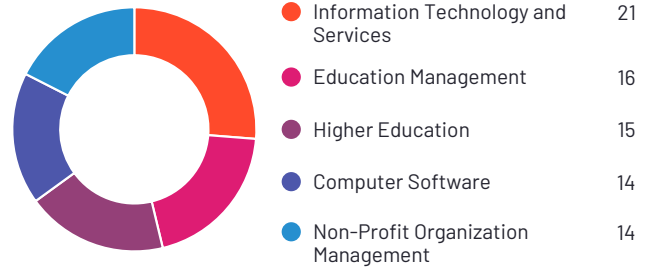
Ease of Doing Business With



Ease of Setup



Top Industries Represented



Highest-Rated Features

Workflow Management



Data Synchronization



Data Security



Lowest-Rated Features

Customized Branding



App Templates



Application Deployment



Ownership
Airtable



HQ Location
San Francisco,
California



Year Founded
2012



**Employees (Listed
On LinkedIn)**
821



Company Website
airtable.com



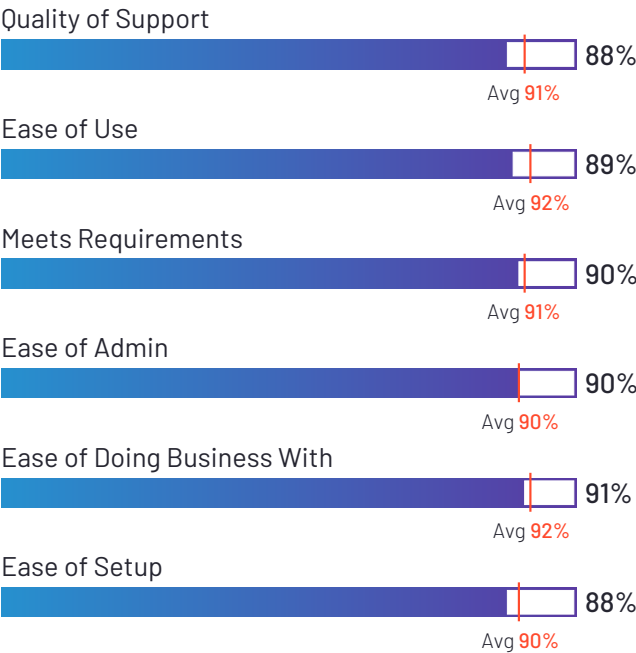
Quickbase

4.4 ★★★★★ (1,223)

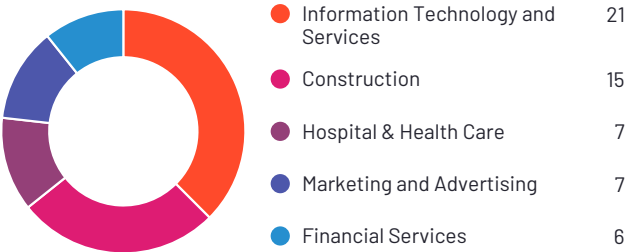


Quickbase has been named a Leader based on receiving a high customer Satisfaction score and having a large Market Presence. 96% of users rated it 4 or 5 stars, 89% of users believe it is headed in the right direction, and users said they would be likely to recommend Quickbase at a rate of 90%. Quickbase is also in the Application Development Platforms, Project Collaboration, Work Management, Procore App Marketplace Partners, Workplace Innovation Platforms, Project and Portfolio Management, Low-Code Development Platforms, and Project Management categories.

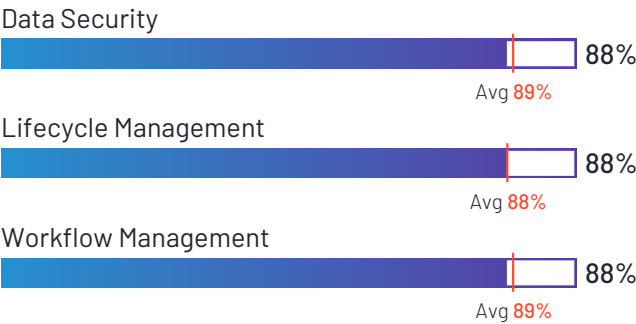
Satisfaction Ratings



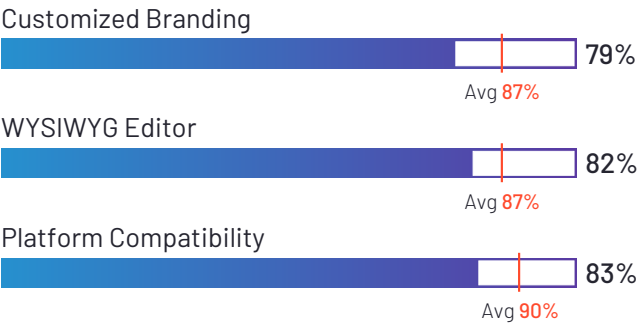
Top Industries Represented



Highest-Rated Features



Lowest-Rated Features



Ownership
Quickbase



HQ Location
Boston, MA



Year Founded
2012



Employees (Listed On LinkedIn)
887



Company Website
quickbase.com

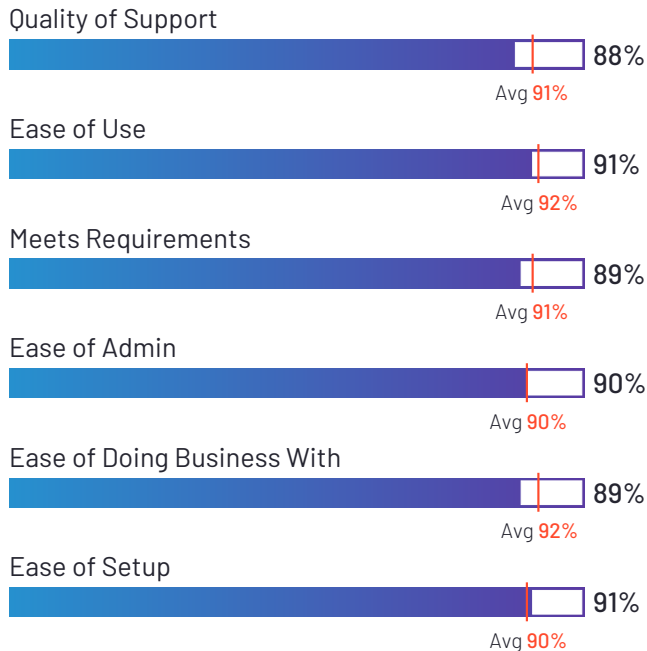
servicenow.

4.5 ★★★★★ (680)




ServiceNow App Engine has been named a Leader based on receiving a high customer Satisfaction score and having a large Market Presence. 98% of users rated it 4 or 5 stars, 94% of users believe it is headed in the right direction, and users said they would be likely to recommend ServiceNow App Engine at a rate of 92%. ServiceNow App Engine is also in the Low-Code Development Platforms, Application Development Platforms, and Mobile Development Platforms categories.

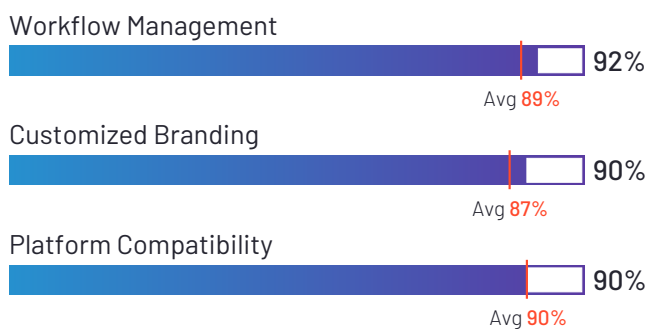
Satisfaction Ratings



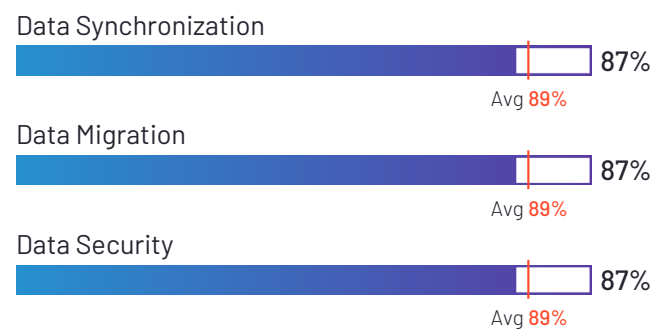
Top Industries Represented



Highest-Rated Features



Lowest-Rated Features



Ownership
ServiceNow



HQ Location
Santa Clara, CA



Year Founded
2004



Employees (Listed On LinkedIn)
29,567



Company Website
servicenow.com



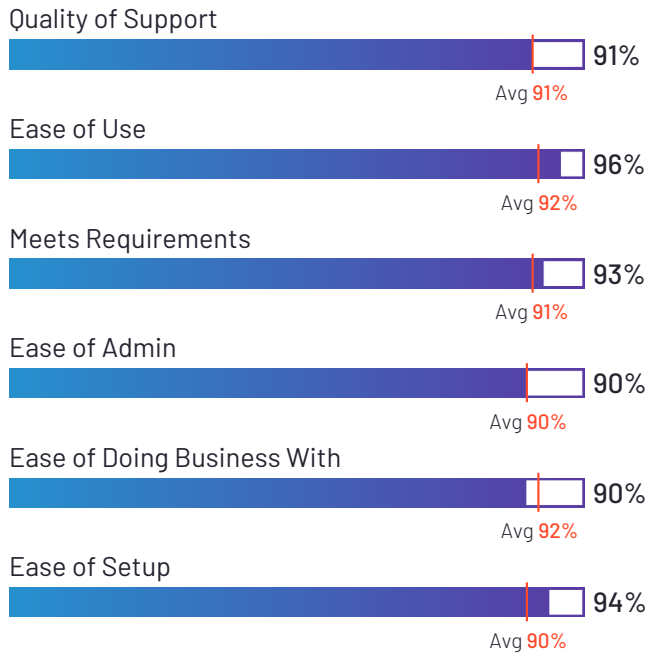
Bizagi

4.6 ★★★★★ (234)

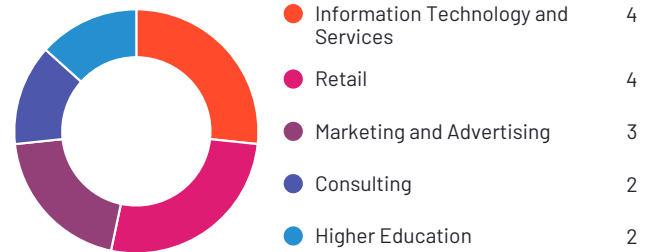


Bizagi has been named a Leader based on receiving a high customer Satisfaction score and having a large Market Presence. 100% of users rated it 4 or 5 stars, 86% of users believe it is headed in the right direction, and users said they would be likely to recommend Bizagi at a rate of 95%. Bizagi is also in the Business Process Simulation, Digital Process Automation (DPA), Process Mining, Low-Code Development Platforms, Business Process Management, Robotic Process Automation (RPA), and Business Automation Platforms (BAPs) categories.

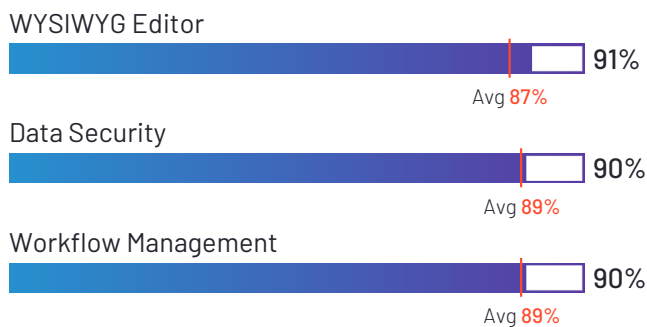
Satisfaction Ratings



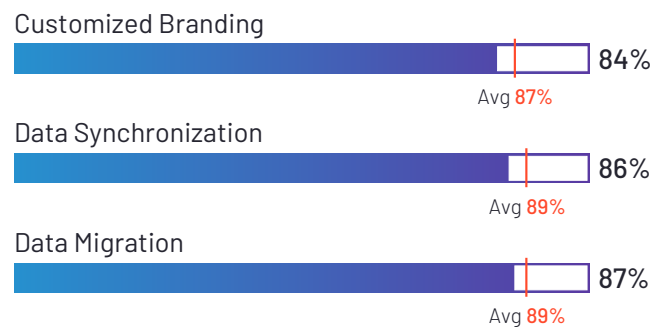
Top Industries Represented



Highest-Rated Features



Lowest-Rated Features



Ownership
Bizagi



HQ Location
1775 Tysons Blvd, 5th
Floor, Tysons, VA,
22102



Year Founded
1989



**Employees (Listed
On LinkedIn)**
456



Company Website
www.bizagi.com



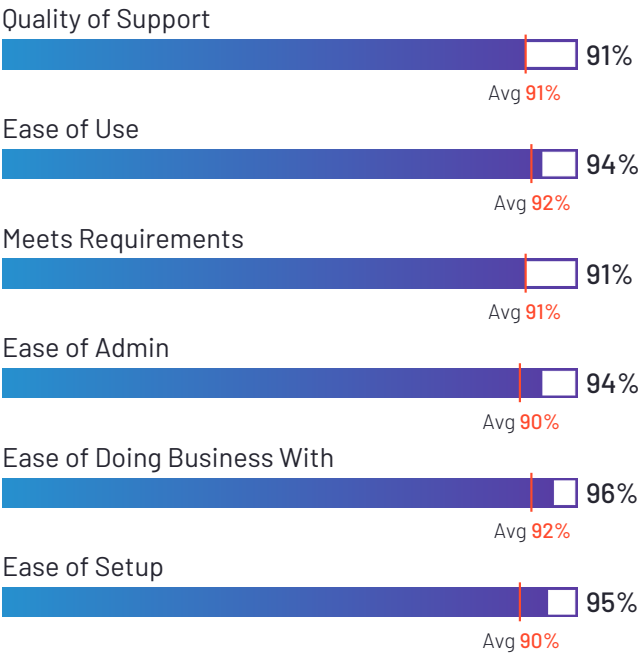
Axpert Low Coding Platform

4.6 ★★★★★ (48)




Axpert Low Coding Platform has been named a Leader based on receiving a high customer Satisfaction score and having a large Market Presence. 100% of users rated it 4 or 5 stars, 97% of users believe it is headed in the right direction, and users said they would be likely to recommend Axpert Low Coding Platform at a rate of 95%.

Satisfaction Ratings



Top Industries Represented



Ownership
Agile Labs



HQ Location
Bangalore,
Karnataka



Year Founded
2001



**Employees (Listed
On LinkedIn)**
127



Company Website
agile-labs.com



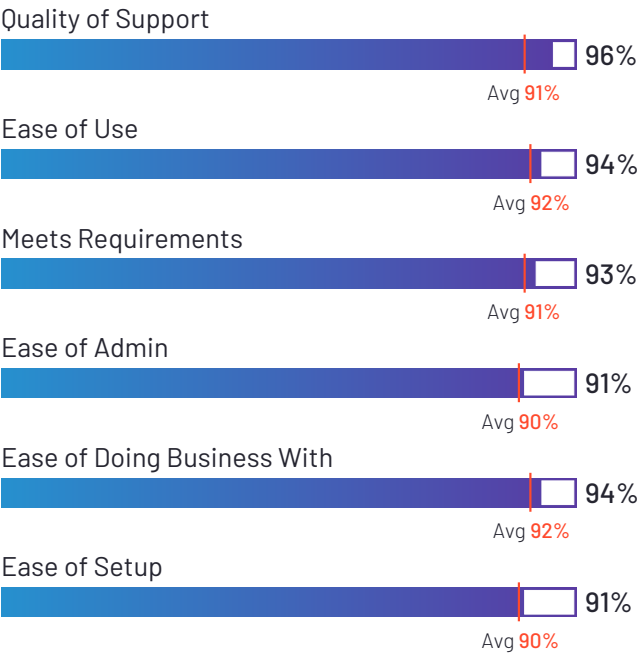
Creatio

4.7 ★★★★★ (272)




Creatio has been named a Leader based on receiving a high customer Satisfaction score and having a large Market Presence. 98% of users rated it 4 or 5 stars, 96% of users believe it is headed in the right direction, and users said they would be likely to recommend Creatio at a rate of 94%. Creatio is also in the Sales Platforms, Retail Analytics, Workflow Management, Digital Process Automation (DPA), Retail Distributed Order Management Systems, Sales Analytics, Lead Capture, CRM, Help Desk, Email Marketing, Contact Center, and Revenue Operations & Intelligence (RO&I) categories.


Satisfaction Ratings



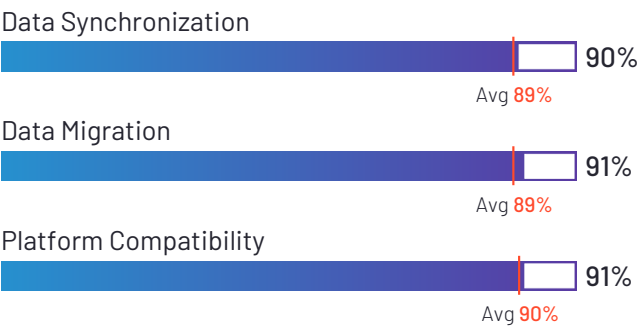
Top Industries Represented



Highest-Rated Features



Lowest-Rated Features



Ownership
Creatio



HQ Location
Boston,
Massachusetts



Year Founded
2014



**Employees (Listed
On LinkedIn)**
864



Company Website
creatio.com



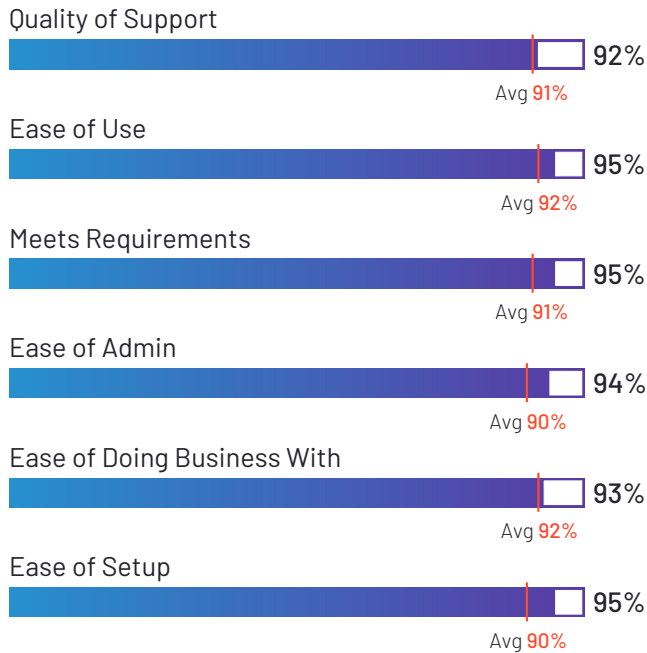
Jotform Apps

4.7 ★★★★★ (215)

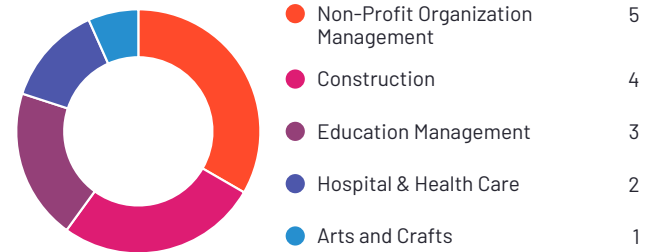


Jotform Apps has been named a Leader based on receiving a high customer Satisfaction score and having a large Market Presence. 100% of users rated it 4 or 5 stars, 95% of users believe it is headed in the right direction, and users said they would be likely to recommend Jotform Apps at a rate of 95%. Jotform Apps is also in the Drag and Drop App Builder category.

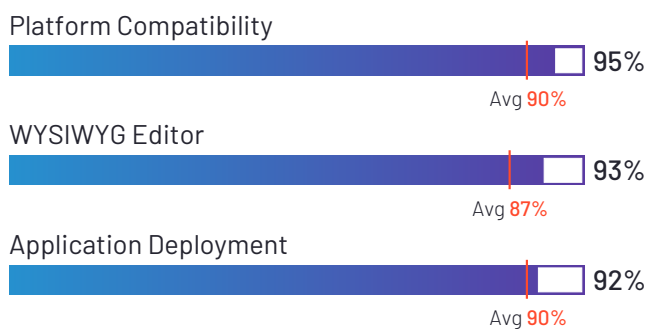
Satisfaction Ratings



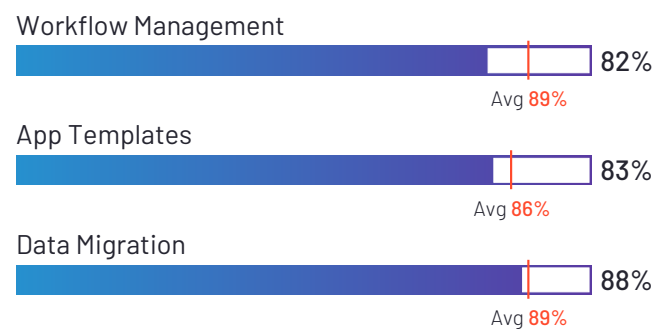
Top Industries Represented



Highest-Rated Features



Lowest-Rated Features



Ownership
Jotform



HQ Location
San Francisco,
California



Year Founded
2006



**Employees (Listed
On LinkedIn)**
762



Company Website
jotform.com



Glide

4.7 ★★★★★ (628)



Glide has been named a Leader based on receiving a high customer Satisfaction score and having a large Market Presence. 99% of users rated it 4 or 5 stars, 95% of users believe it is headed in the right direction, and users said they would be likely to recommend Glide at a rate of 94%. Glide is also in the Drag and Drop App Builder and Workplace Innovation Platforms categories.

Satisfaction Ratings

Quality of Support



Ease of Use



Meets Requirements



Ease of Admin



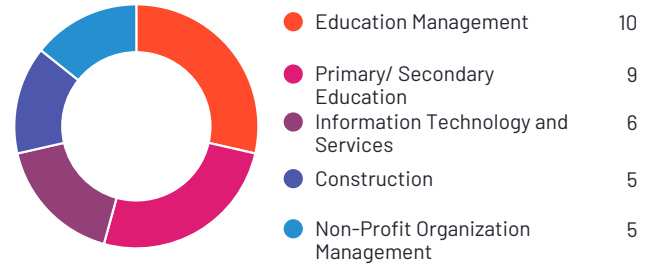
Ease of Doing Business With



Ease of Setup



Top Industries Represented



Highest-Rated Features

Platform Compatibility



Application Deployment



WYSIWYG Editor



Lowest-Rated Features

App Templates



Customized Branding



Data Security



Ownership
Glide



HQ Location
San Francisco, CA



Year Founded
2018



Employees (Listed On LinkedIn)
88



Company Website
glideapps.com



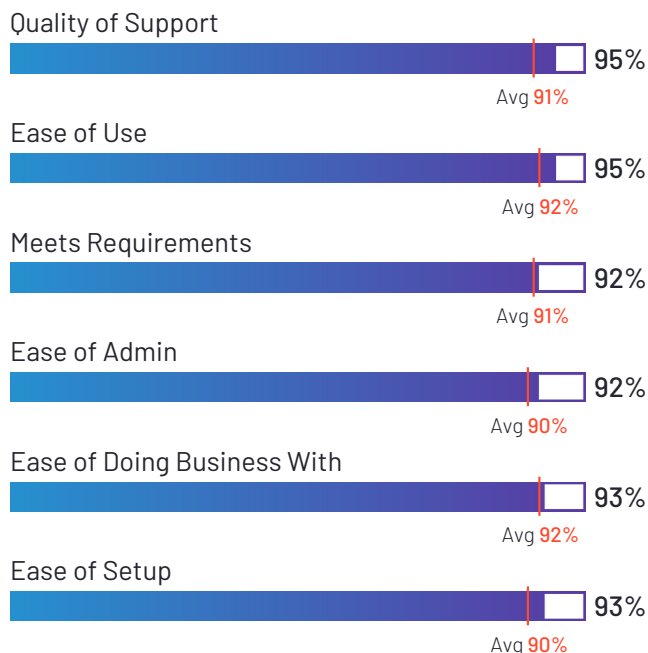
Kissflow

4.3 ★★★★★ (586)



Kissflow has been named a Leader based on receiving a high customer Satisfaction score and having a large Market Presence. 100% of users rated it 4 or 5 stars, 95% of users believe it is headed in the right direction, and users said they would be likely to recommend Kissflow at a rate of 93%. Kissflow is also in the Workflow Management, Digital Process Automation (DPA), Business Process Management, Low-Code Development Platforms, and Application Development Platforms categories.

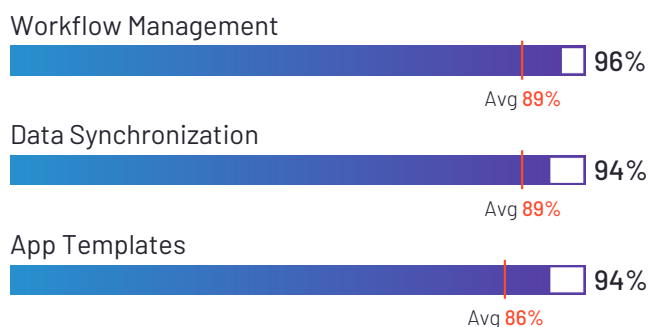
Satisfaction Ratings




Top Industries Represented



Highest-Rated Features



Lowest-Rated Features



Ownership
KissFlow



HQ Location
Delaware, USA



Year Founded
2012



Employees (Listed On LinkedIn)
563



Company Website
kissflow.com



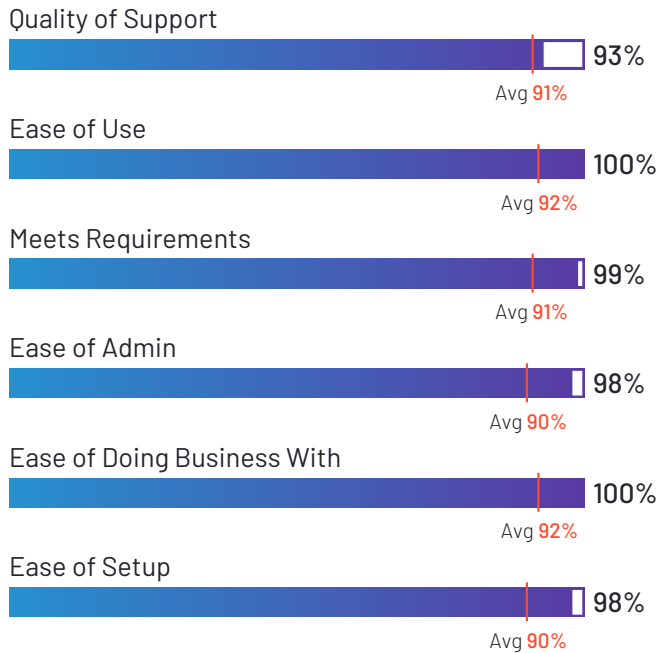
AuraQuantic

5.0 ★★★★★ (24)

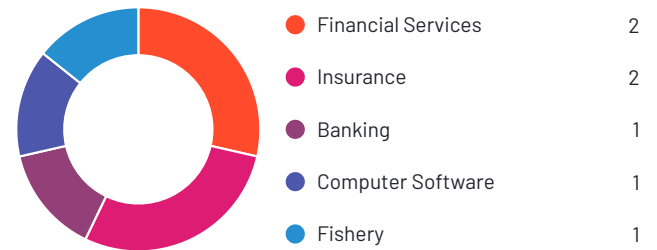


AuraQuantic has been named a High Performer product based on having high customer Satisfaction scores and a low Market Presence compared to the rest of the category. 100% of users rated it 4 or 5 stars, 100% of users believe it is headed in the right direction, and users said they would be likely to recommend AuraQuantic at a rate of 99%. AuraQuantic is also in the Digital Process Automation (DPA), Business Automation Platforms (BAPs), Business Process Management, and Process Orchestration categories.

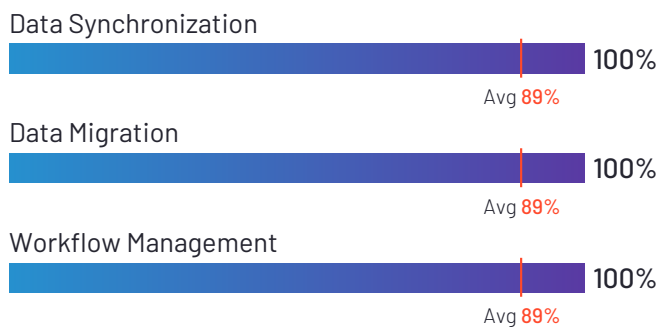
Satisfaction Ratings



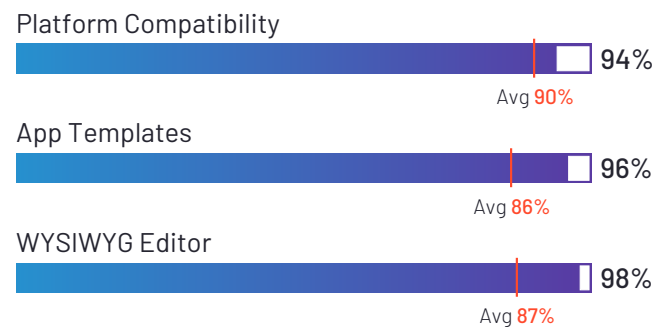
Top Industries Represented



Highest-Rated Features



Lowest-Rated Features



Ownership
AuraQuantic



HQ Location
Miami, FL



Year Founded
2002



Employees (Listed On LinkedIn)
106



Company Website
auraquantic.com



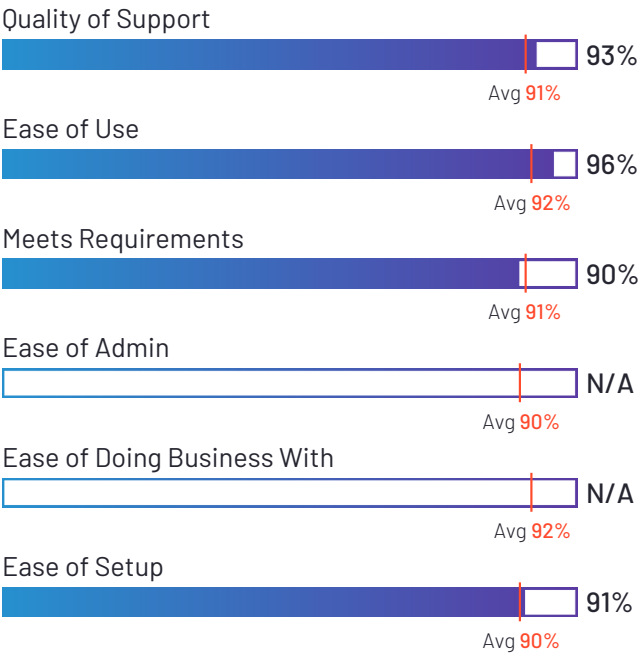
Budibase

4.5 ★★★★★ (68)



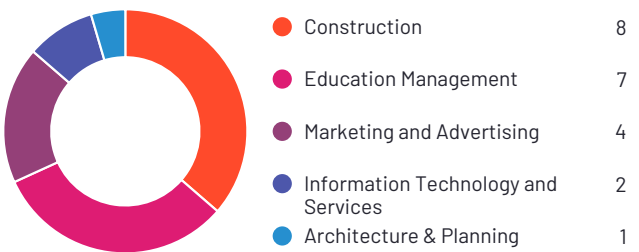
Budibase has been named a High Performer product based on having high customer Satisfaction scores and a low Market Presence compared to the rest of the category. 100% of users rated it 4 or 5 stars, 100% of users believe it is headed in the right direction, and users said they would be likely to recommend Budibase at a rate of 90%. Budibase is also in the Workplace Innovation Platforms, Mobile Forms Automation, Drag and Drop App Builder, and Portals categories.

Satisfaction Ratings

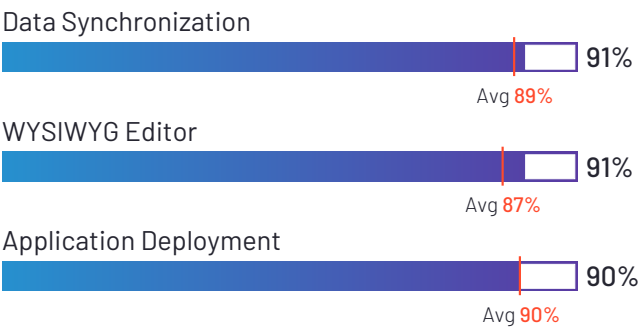


*N/A is displayed when fewer than five responses were received for the question.

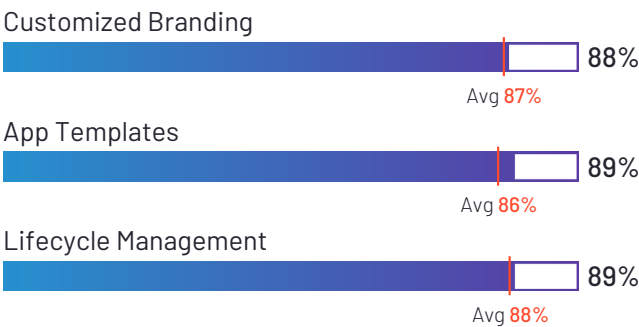
Top Industries Represented



Highest-Rated Features



Lowest-Rated Features



Ownership
Budibase



HQ Location
Belfast, GB



Year Founded
2019



Employees (Listed
On LinkedIn)
21



Company Website
budibase.com



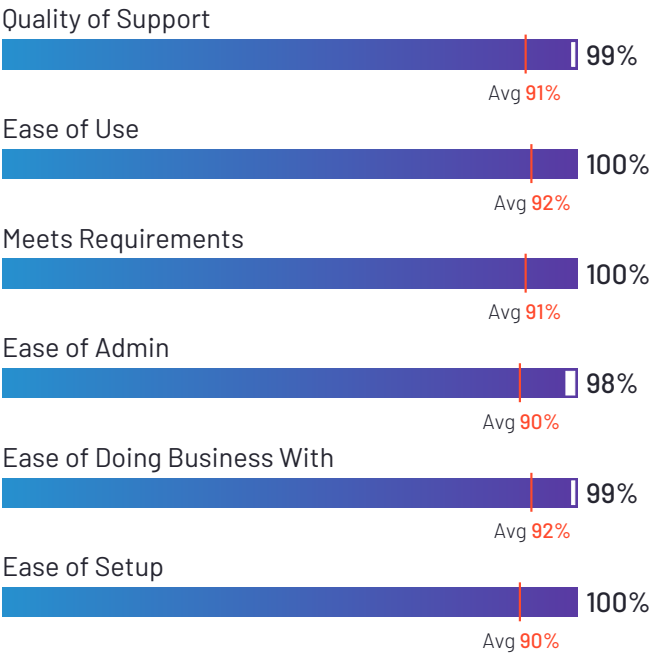
Quixy

5.0 ★★★★★ (129)

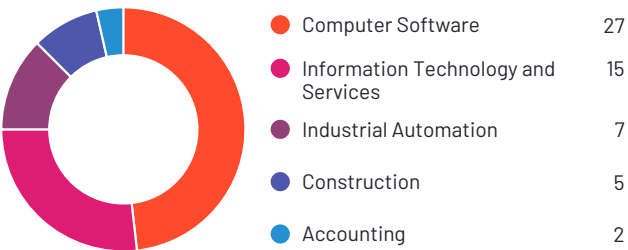


Quixy has been named a High Performer product based on having high customer Satisfaction scores and a low Market Presence compared to the rest of the category. 100% of users rated it 4 or 5 stars, 100% of users believe it is headed in the right direction, and users said they would be likely to recommend Quixy at a rate of 99%. Quixy is also in the Workflow Management, Digital Process Automation (DPA), Workplace Innovation Platforms, Business Process Management, Drag and Drop App Builder, and Application Development Platforms categories.

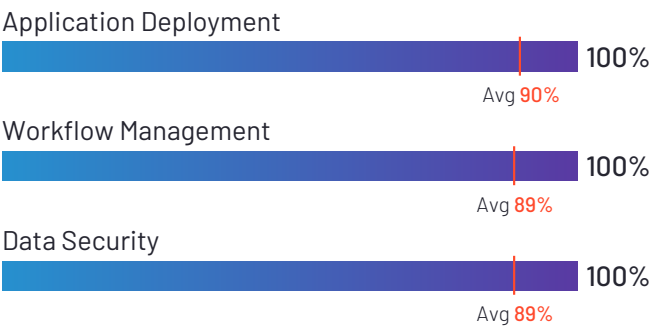
Satisfaction Ratings



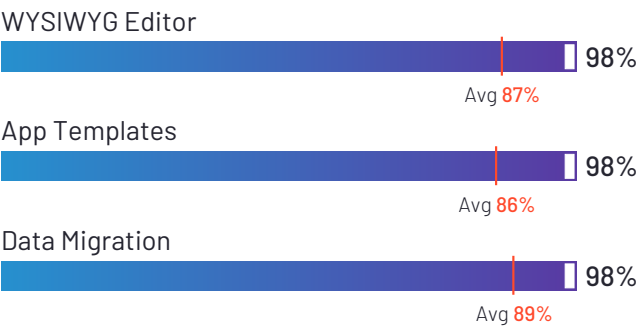
Top Industries Represented



Highest-Rated Features



Lowest-Rated Features



Ownership
Quixy



HQ Location
Hyderabad,
Telangana



Year Founded
2019



Employees (Listed
On LinkedIn)
279



Company Website
quixy.com



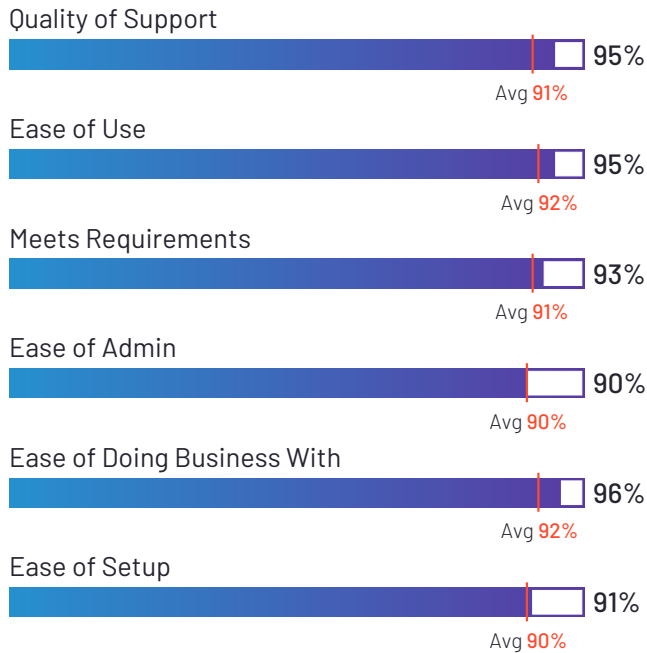
Forms On Fire

4.5 ★★★★★ (243)

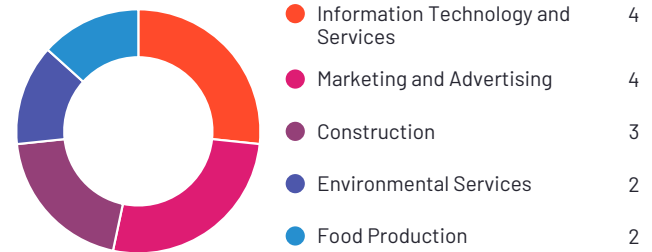


Forms On Fire has been named a High Performer product based on having high customer Satisfaction scores and a low Market Presence compared to the rest of the category. 100% of users rated it 4 or 5 stars, 96% of users believe it is headed in the right direction, and users said they would be likely to recommend Forms On Fire at a rate of 93%. Forms On Fire is also in the Inspection Management, Mobile Forms Automation, and Field Service Management categories.

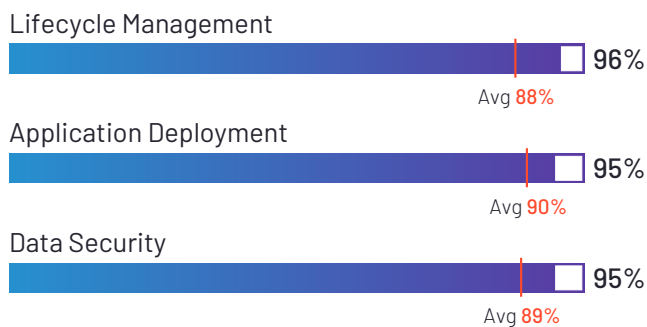
Satisfaction Ratings



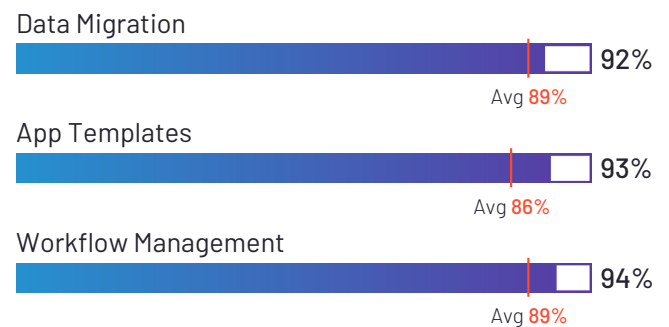
Top Industries Represented



Highest-Rated Features



Lowest-Rated Features



Ownership
Forms On Fire, Inc.



HQ Location
Bellevue, WA



Year Founded
2012



Employees (Listed On LinkedIn)
14



Company Website
formsonfire.com



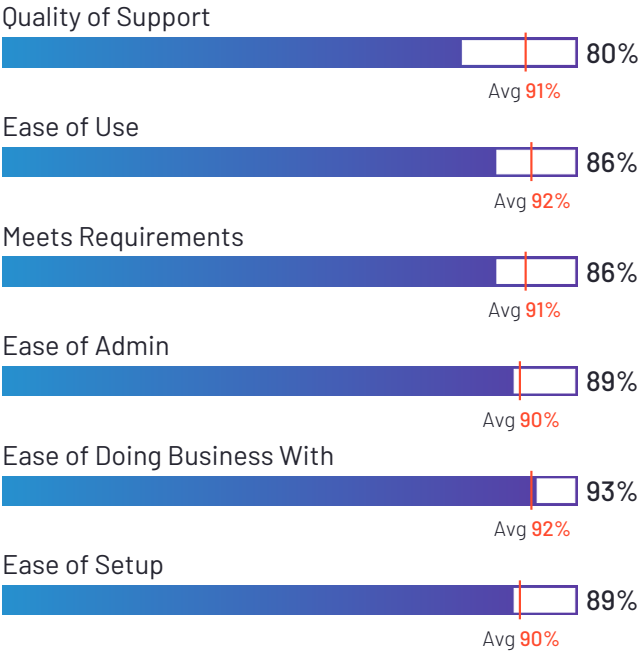
FormAssembly

4.5 ★★★★★ (384)




FormAssembly has been named a High Performer product based on having high customer Satisfaction scores and a low Market Presence compared to the rest of the category. 89% of users rated it 4 or 5 stars, 78% of users believe it is headed in the right direction, and users said they would be likely to recommend FormAssembly at a rate of 86%. FormAssembly is also in the Online Form Builder, Lead Capture, Salesforce AppExchange Apps, Survey, and Drag and Drop App Builder categories.

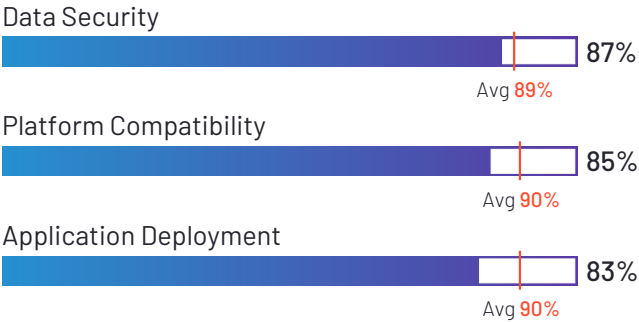
Satisfaction Ratings



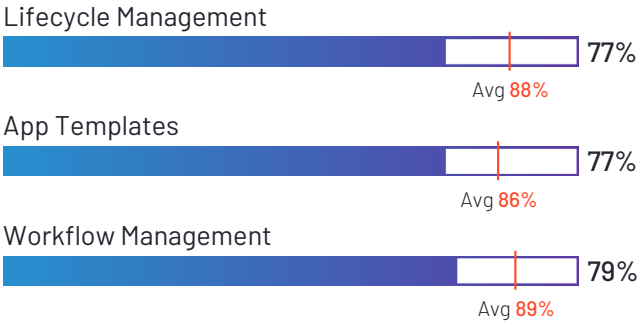
Top Industries Represented



Highest-Rated Features



Lowest-Rated Features



Ownership
FormAssembly Inc.



HQ Location
Bloomington, IN




Year Founded
2006



Employees (Listed On LinkedIn)
140



Company Website
formassembly.com



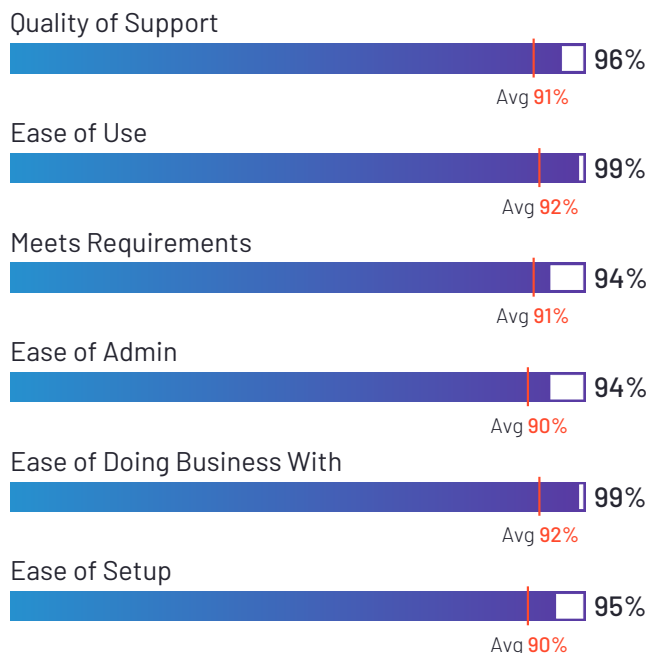
Landbot

4.7 ★★★★★ (316)

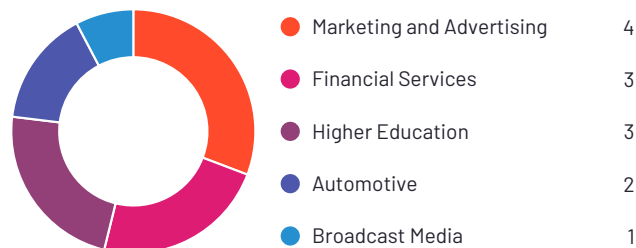


Landbot has been named a High Performer product based on having high customer Satisfaction scores and a low Market Presence compared to the rest of the category. 96% of users rated it 4 or 5 stars, 100% of users believe it is headed in the right direction, and users said they would be likely to recommend Landbot at a rate of 94%. Landbot is also in the Chatbots, Lead Capture, Conversational Marketing, and Live Chat categories.

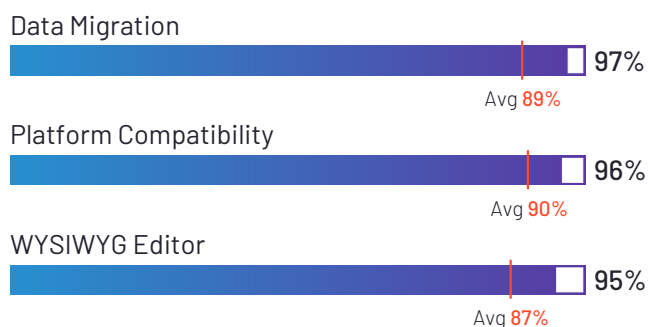
Satisfaction Ratings



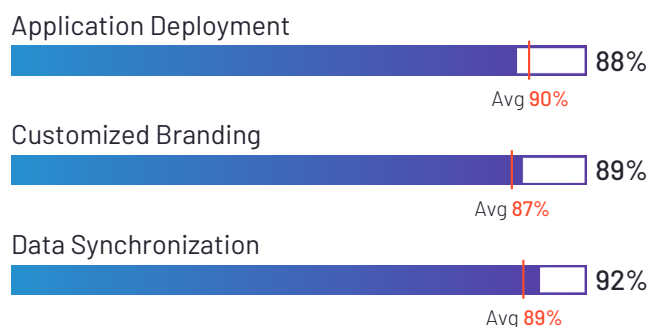
Top Industries Represented



Highest-Rated Features



Lowest-Rated Features



Ownership
Landbot.io



HQ Location
Barcelona, ES



Year Founded
2017



Employees (Listed On LinkedIn)
73



Company Website
landbot.io

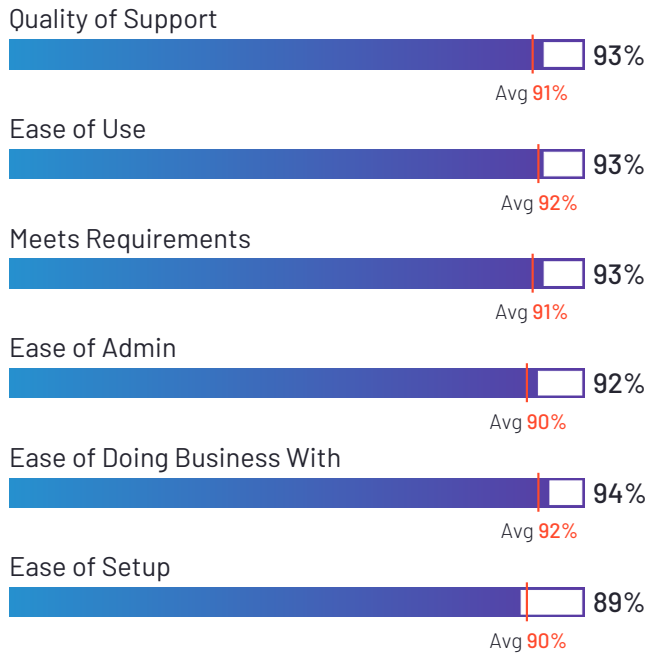


Zendesk Sunshine


4.1 ★★★★★ (43)

Zendesk Sunshine has been named a Contender product based on having a relatively low customer Satisfaction score and large Market Presence compared to the rest of the category. While they may have positive reviews, they do not have enough reviews to validate those ratings. 81% of users rated it 4 or 5 stars, 83% of users believe it is headed in the right direction, and users said they would be likely to recommend Zendesk Sunshine at a rate of 81%.

Satisfaction Ratings



Top Industries Represented



Ownership
Zendesk



HQ Location
San Francisco, CA



Year Founded
2007



Employees (Listed On LinkedIn)
6,641



Company Website
zendesk.com

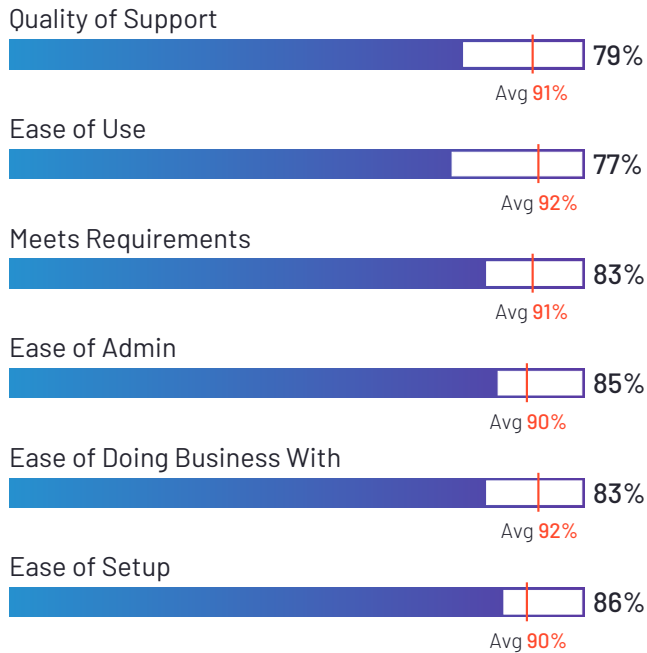


Microsoft Power Apps

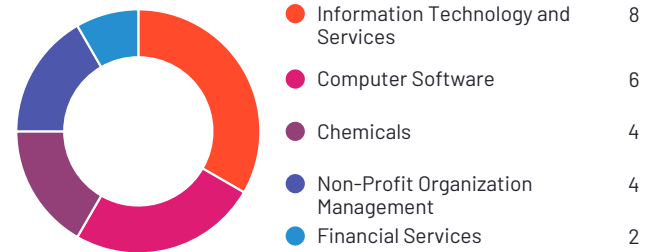
4.2 ★★★★★ (214)

Microsoft Power Apps has been named a Contender product based on having a relatively low customer Satisfaction score and large Market Presence compared to the rest of the category. While they may have positive reviews, they do not have enough reviews to validate those ratings. 84% of users rated it 4 or 5 stars, 85% of users believe it is headed in the right direction, and users said they would be likely to recommend Microsoft Power Apps at a rate of 79%. Microsoft Power Apps is also in the Low-Code Development Platforms category.

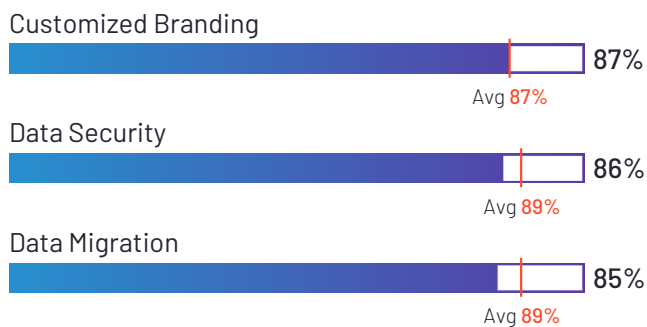
Satisfaction Ratings



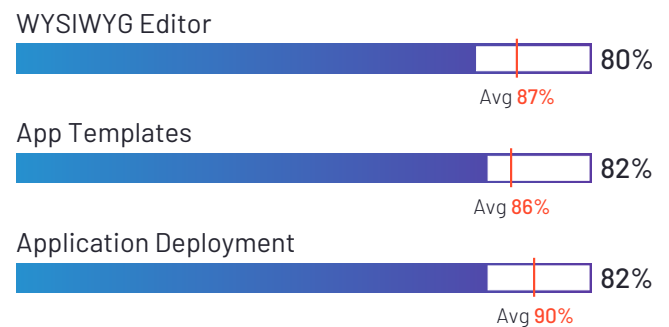
Top Industries Represented



Highest-Rated Features



Lowest-Rated Features



Ownership
Microsoft



HQ Location
Redmond,
Washington



Year Founded
1975



**Employees (Listed
On LinkedIn)**
238,990



Company Website
microsoft.com

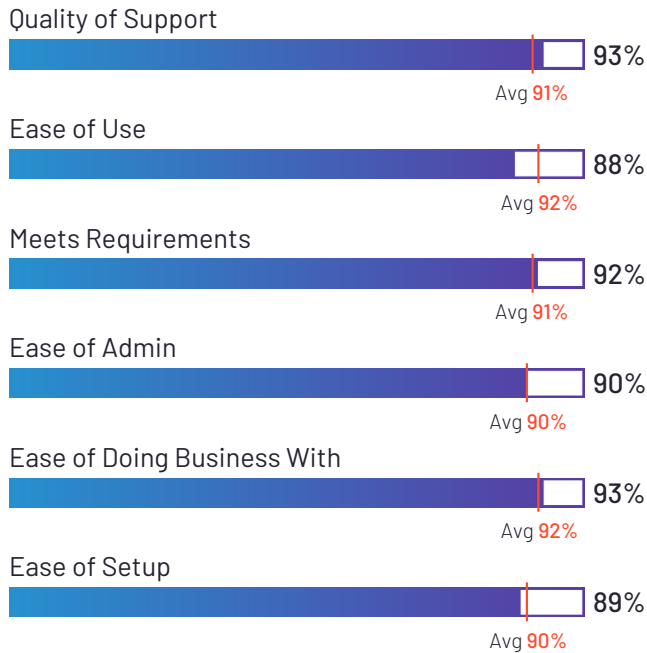


Caspio

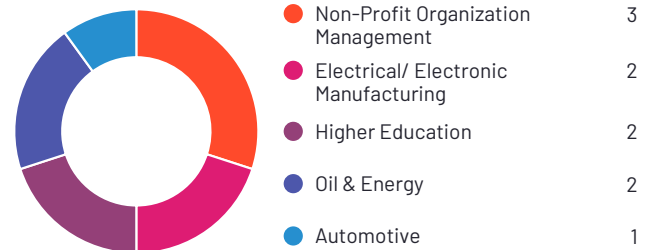
4.4 ★★★★★ (150)

Caspio has been named a Contender product based on having a relatively low customer Satisfaction score and large Market Presence compared to the rest of the category. While they may have positive reviews, they do not have enough reviews to validate those ratings. 100% of users rated it 4 or 5 stars, 93% of users believe it is headed in the right direction, and users said they would be likely to recommend Caspio at a rate of 93%. Caspio is also in the Application Development Platforms, Workplace Innovation Platforms, Database Management Systems (DBMS), and Low-Code Development Platforms categories.

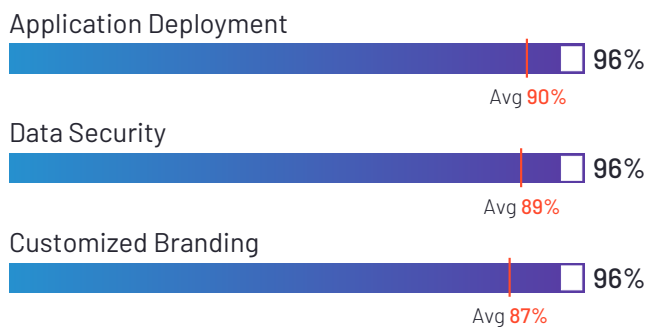
Satisfaction Ratings



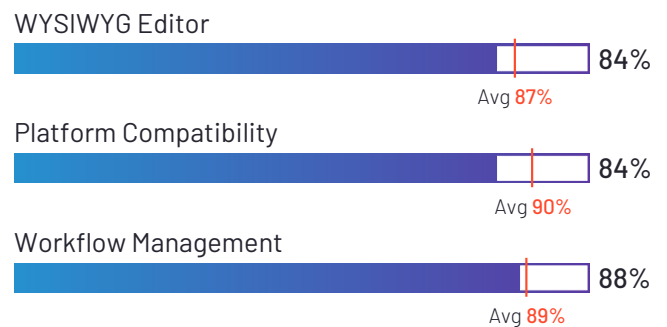
Top Industries Represented



Highest-Rated Features



Lowest-Rated Features



Ownership
Caspio



HQ Location
Sunnyvale, CA



Year Founded
2000



Employees (Listed On LinkedIn)
230



Company Website
www.caspio.com

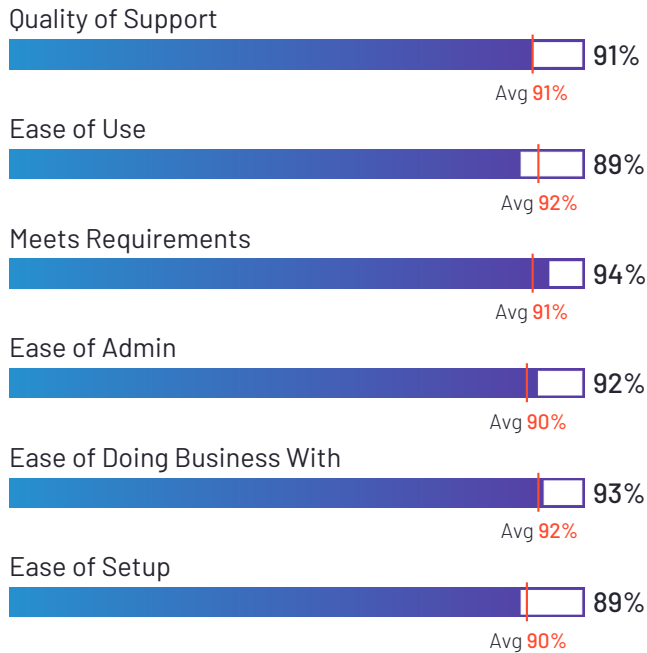


AppSheet

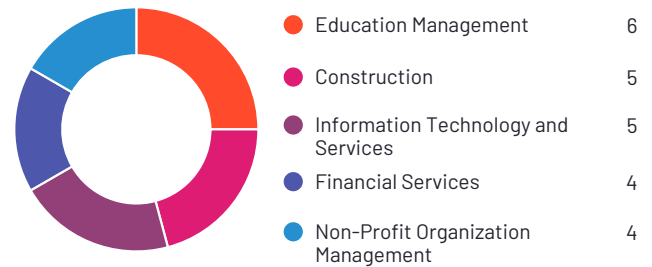
4.8 ★★★★★ (397)

AppSheet has been named a Contender product based on having a relatively low customer Satisfaction score and large Market Presence compared to the rest of the category. While they may have positive reviews, they do not have enough reviews to validate those ratings. 99% of users rated it 4 or 5 stars, 94% of users believe it is headed in the right direction, and users said they would be likely to recommend AppSheet at a rate of 97%. AppSheet is also in the Workplace Innovation Platforms category.

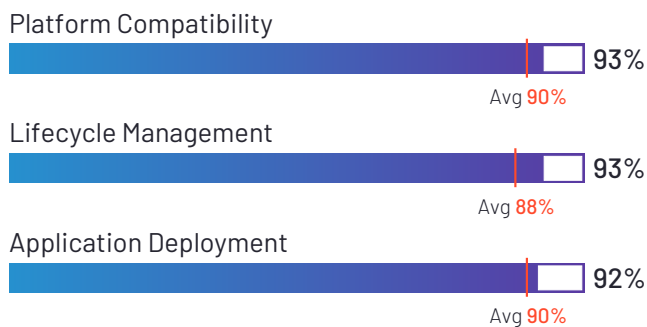
Satisfaction Ratings



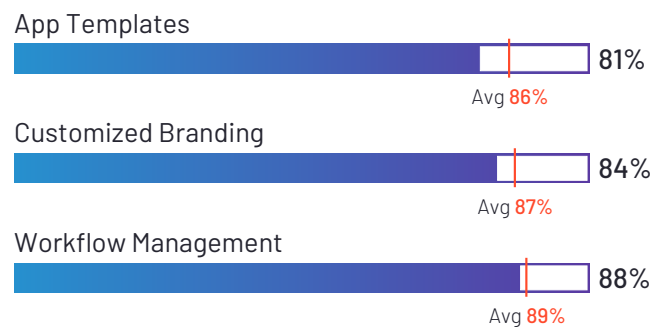
Top Industries Represented



Highest-Rated Features



Lowest-Rated Features



Ownership
AppSheet



HQ Location
Seattle, WA



Year Founded
2014



Employees (Listed
On LinkedIn)
22



Company Website
appsheet.com

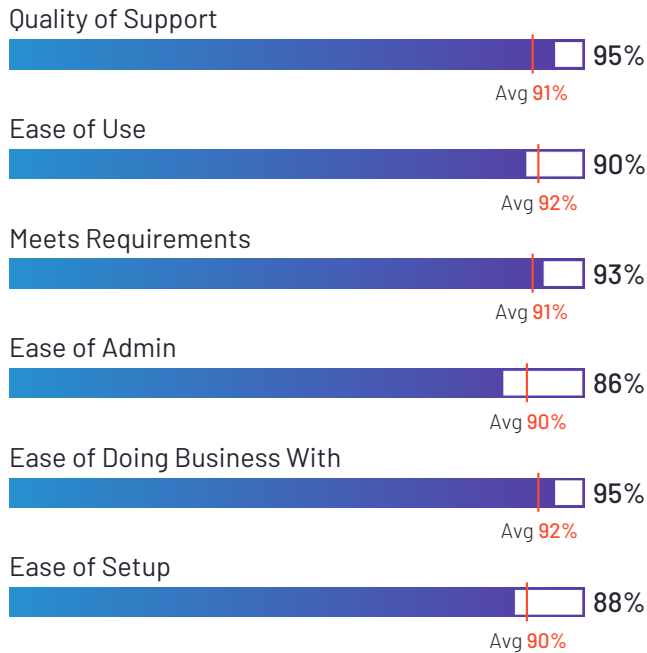


Jitterbit

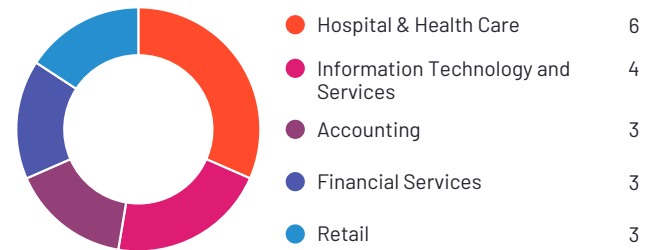
4.6 ★★★★★ (553)

Jitterbit has been named a Contender product based on having a relatively low customer Satisfaction score and large Market Presence compared to the rest of the category. While they may have positive reviews, they do not have enough reviews to validate those ratings. 95% of users rated it 4 or 5 stars, 89% of users believe it is headed in the right direction, and users said they would be likely to recommend Jitterbit at a rate of 92%. Jitterbit is also in the iPaaS, API Management, Low-Code Development Platforms, Electronic Data Interchange (EDI), Application Development Platforms, and Workplace Innovation Platforms categories.

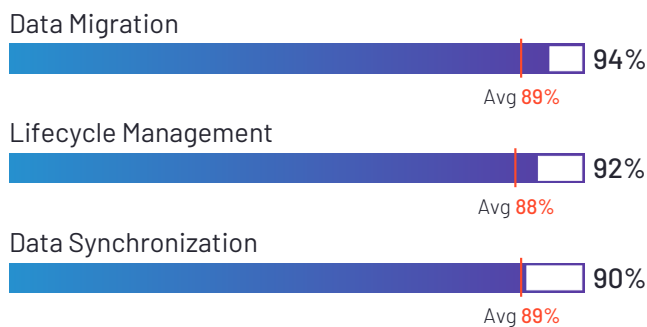
Satisfaction Ratings



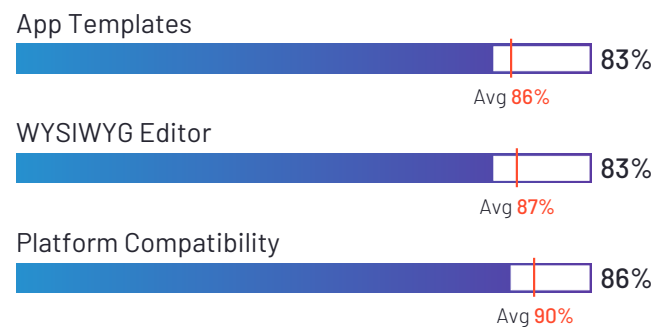
Top Industries Represented



Highest-Rated Features



Lowest-Rated Features



Ownership
Jitterbit



HQ Location
Alameda, CA



Year Founded
2003



Employees (Listed On LinkedIn)
397



Company Website
jitterbit.com

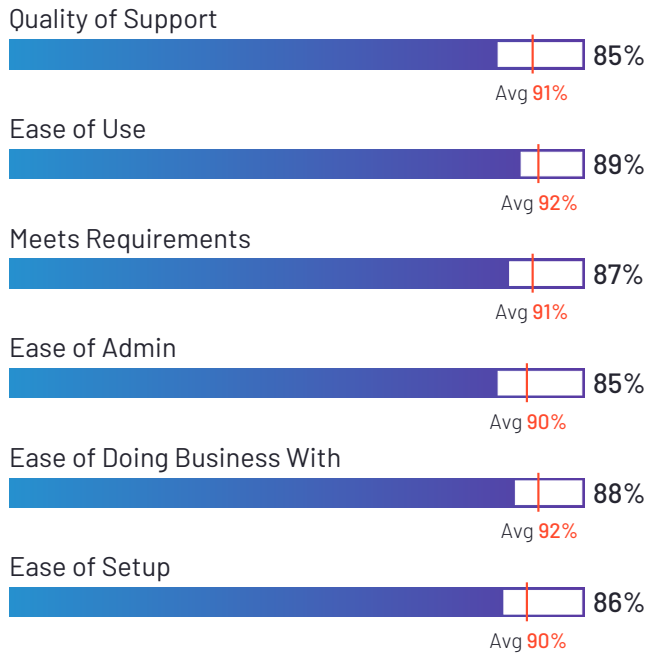


Nintex

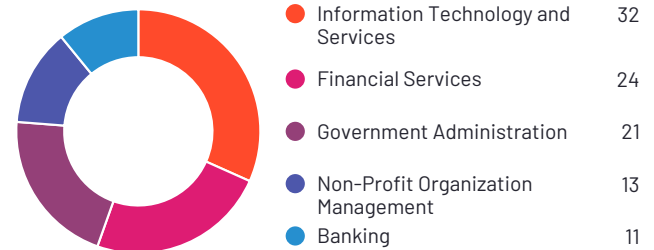
4.2 ★★★★★ (1,311)

Nintex has been named a Contender product based on having a relatively low customer Satisfaction score and large Market Presence compared to the rest of the category. While they may have positive reviews, they do not have enough reviews to validate those ratings. 91% of users rated it 4 or 5 stars, 83% of users believe it is headed in the right direction, and users said they would be likely to recommend Nintex at a rate of 86%. Nintex is also in the Application Development Platforms, Digital Process Automation (DPA), Robotic Process Automation (RPA), Document Generation, Business Process Management, E-Signature, Proposal, and Salesforce CRM Document Generation categories.

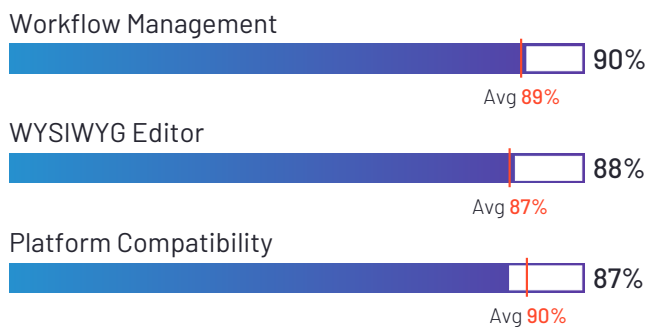
Satisfaction Ratings



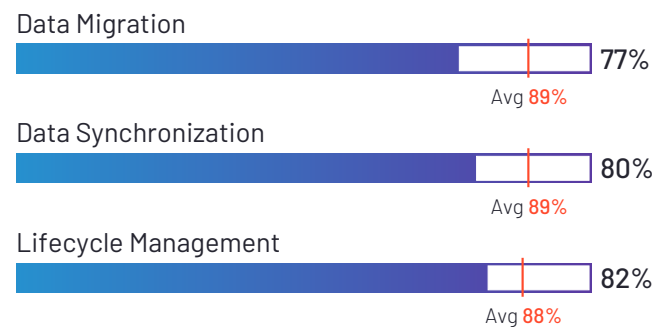
Top Industries Represented



Highest-Rated Features



Lowest-Rated Features



Ownership
Nintex



HQ Location
Bellevue, WA



Year Founded
2006



Employees (Listed On LinkedIn)
1,234



Company Website
www.nintex.com

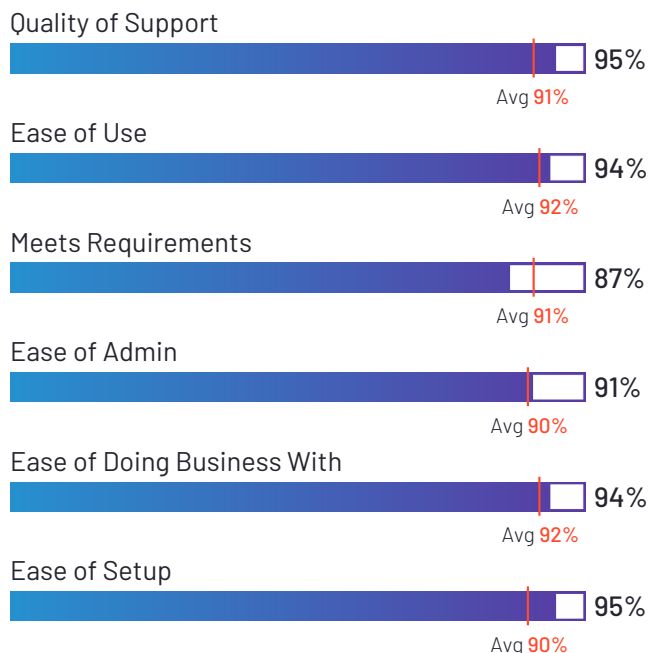


SoftR

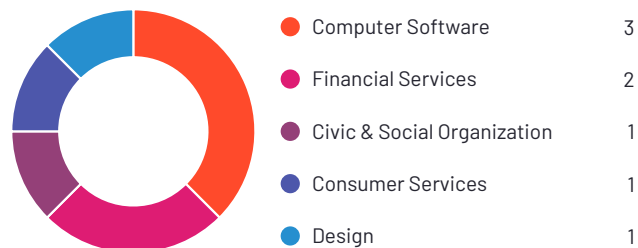
4.7 ★★★★★ (492)

SoftR has been named a Niche product based on having a relatively low Satisfaction score and low Market Presence compared to the rest of the category. While they may have positive reviews, they do not have enough reviews to validate those ratings. 100% of users rated it 4 or 5 stars, 100% of users believe it is headed in the right direction, and users said they would be likely to recommend SoftR at a rate of 94%. SoftR is also in the Client Portal, Workplace Innovation Platforms, Employee Intranet, Applicant Tracking Systems (ATS), Drag and Drop App Builder, CRM, and Application Development Platforms categories.

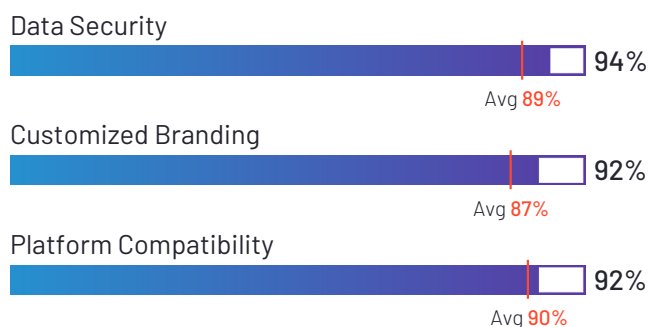
Satisfaction Ratings



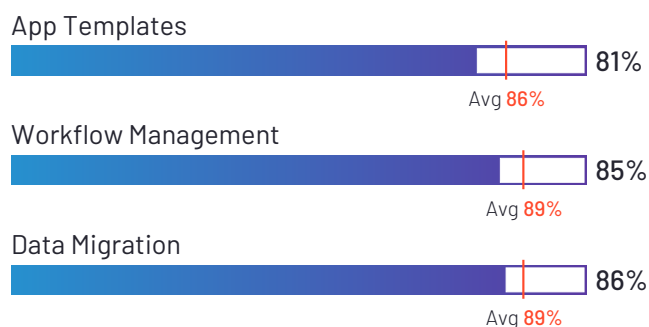
Top Industries Represented



Highest-Rated Features



Lowest-Rated Features



Ownership
SoftR



HQ Location
Berlin, DE



Year Founded
2020



Employees (Listed On LinkedIn)
63



Company Website
softr.io

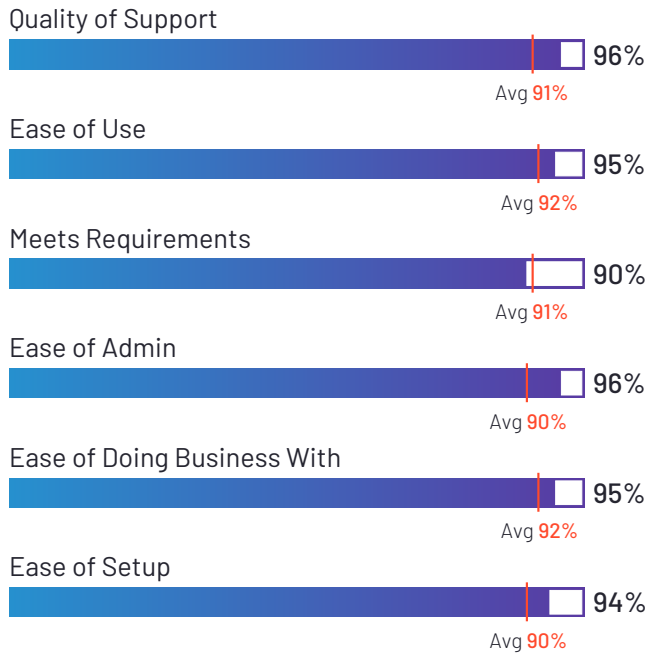


Appy Pie

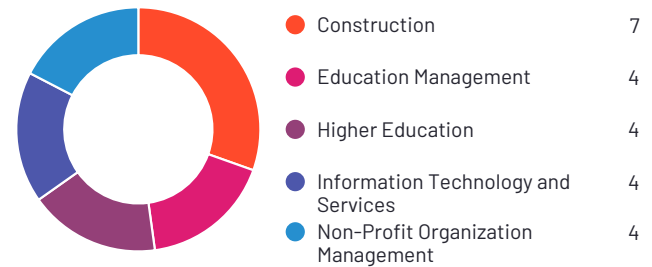
4.7 ★★★★★ (1,386)

Appy Pie has been named a Niche product based on having a relatively low Satisfaction score and low Market Presence compared to the rest of the category. While they may have positive reviews, they do not have enough reviews to validate those ratings. 99% of users rated it 4 or 5 stars, 93% of users believe it is headed in the right direction, and users said they would be likely to recommend Appy Pie at a rate of 95%. Appy Pie is also in the Digital Customer Service Platforms, Chatbots, iPaaS, Website Builder, Photo Editing, Drag and Drop App Builder, Live Chat, Help Desk, Customer Self-Service, and Mobile E-Commerce categories.

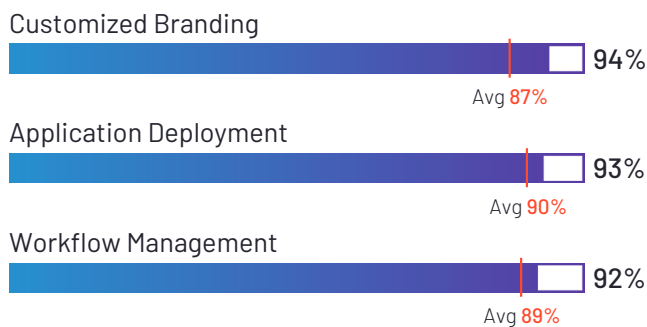
Satisfaction Ratings



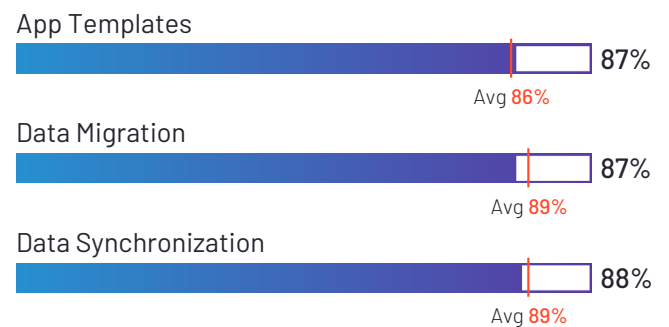
Top Industries Represented



Highest-Rated Features



Lowest-Rated Features



Ownership
Appy Pie LLP



HQ Location
Delhi



Year Founded
2015



Employees (Listed On LinkedIn)
279



Company Website
appypie.com

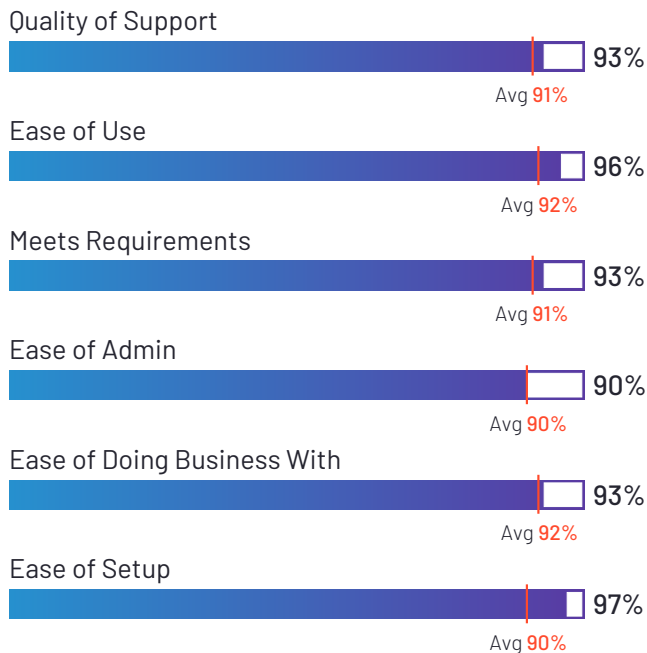


Jotform Tables

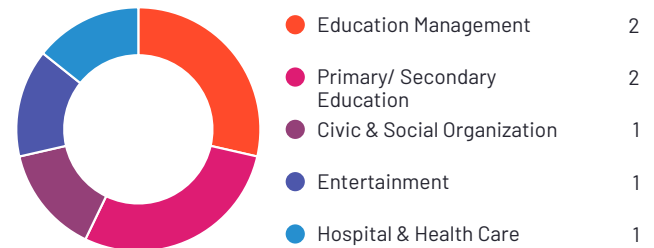
4.6 ★★★★★ (96)

Jotform Tables has been named a Niche product based on having a relatively low Satisfaction score and low Market Presence compared to the rest of the category. While they may have positive reviews, they do not have enough reviews to validate those ratings. 100% of users rated it 4 or 5 stars, 86% of users believe it is headed in the right direction, and users said they would be likely to recommend Jotform Tables at a rate of 92%.

Satisfaction Ratings



Top Industries Represented



Ownership
Jotform



HQ Location
San Francisco,
California



Year Founded
2006



**Employees (Listed
On LinkedIn)**
762



Company Website
jotform.com

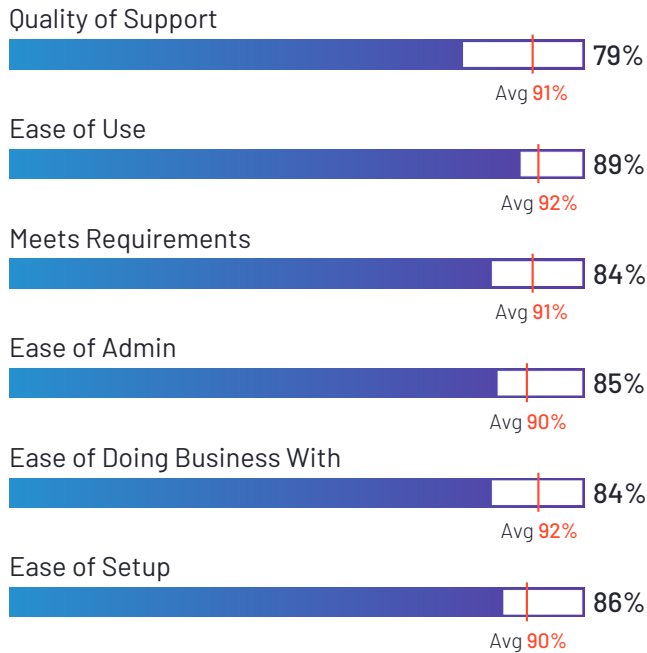


Knack

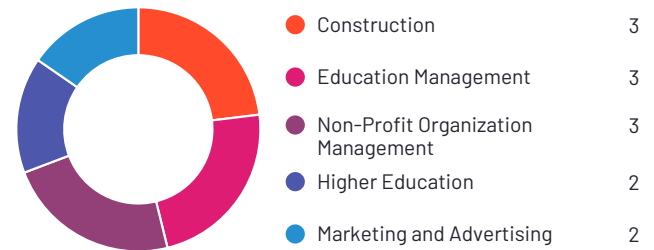
4.3 ★★★★★ (103)

Knack has been named a Niche product based on having a relatively low Satisfaction score and low Market Presence compared to the rest of the category. While they may have positive reviews, they do not have enough reviews to validate those ratings. 89% of users rated it 4 or 5 stars, 91% of users believe it is headed in the right direction, and users said they would be likely to recommend Knack at a rate of 87%. Knack is also in the Online Form Builder, Application Development Platforms, Relational Databases, CRM, and Client Portal categories.

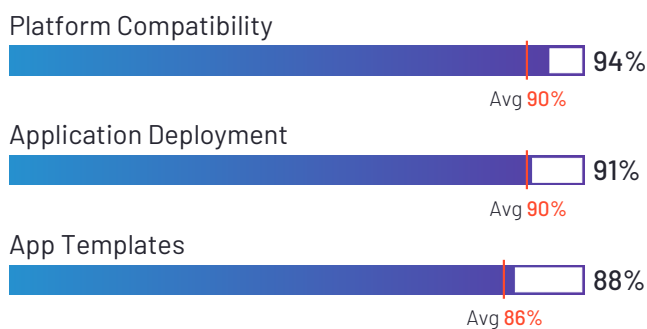
Satisfaction Ratings



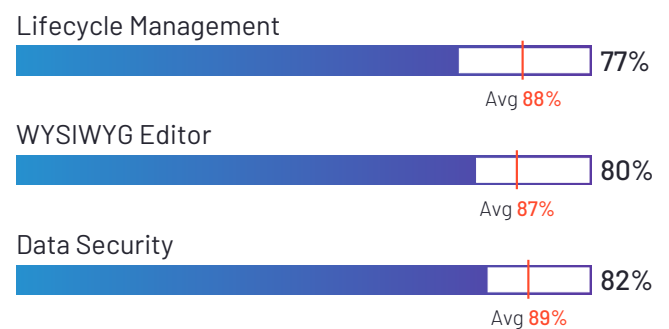
Top Industries Represented



Highest-Rated Features



Lowest-Rated Features



Ownership
Knack



HQ Location
New York, NY



Year Founded
2010



Employees (Listed On LinkedIn)
90



Company Website
www.knack.com

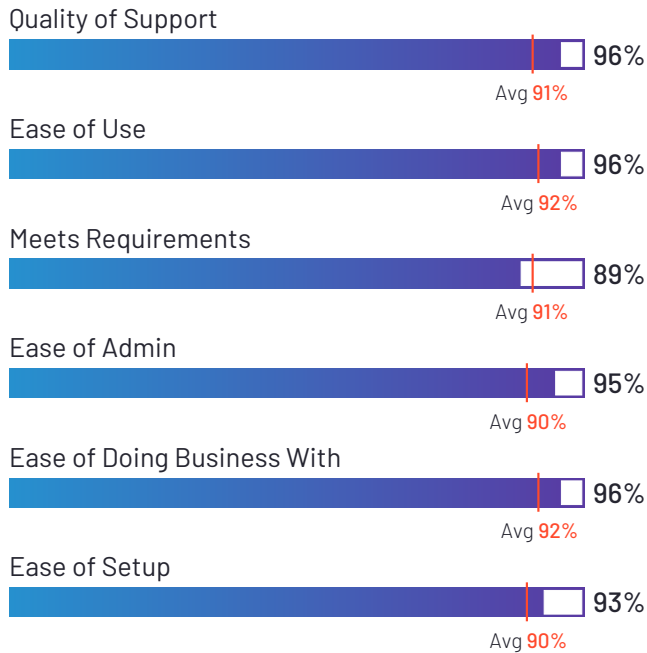


Clappia

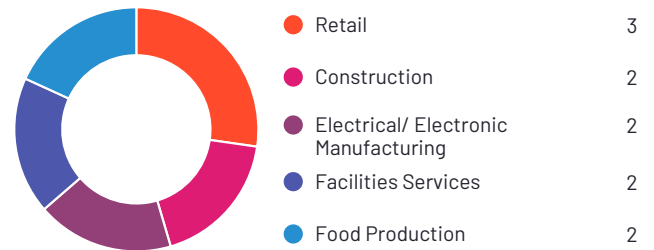
4.7 ★★★★★ (86)

Clappia has been named a Niche product based on having a relatively low Satisfaction score and low Market Presence compared to the rest of the category. While they may have positive reviews, they do not have enough reviews to validate those ratings. 100% of users rated it 4 or 5 stars, 94% of users believe it is headed in the right direction, and users said they would be likely to recommend Clappia at a rate of 93%. Clappia is also in the Digital Process Automation (DPA) category.

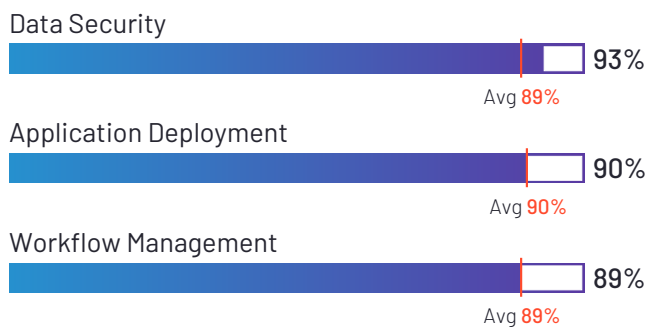
Satisfaction Ratings



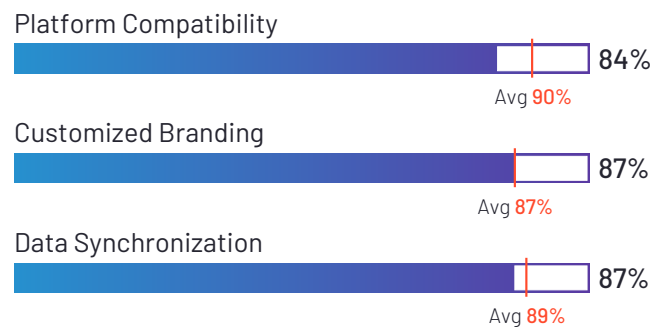
Top Industries Represented



Highest-Rated Features



Lowest-Rated Features



Ownership
Claptron
Technologies Private
Limited



HQ Location
Bangalore, India



Year Founded
2018



**Employees (Listed
On LinkedIn)**
22



Company Website
clappia.com

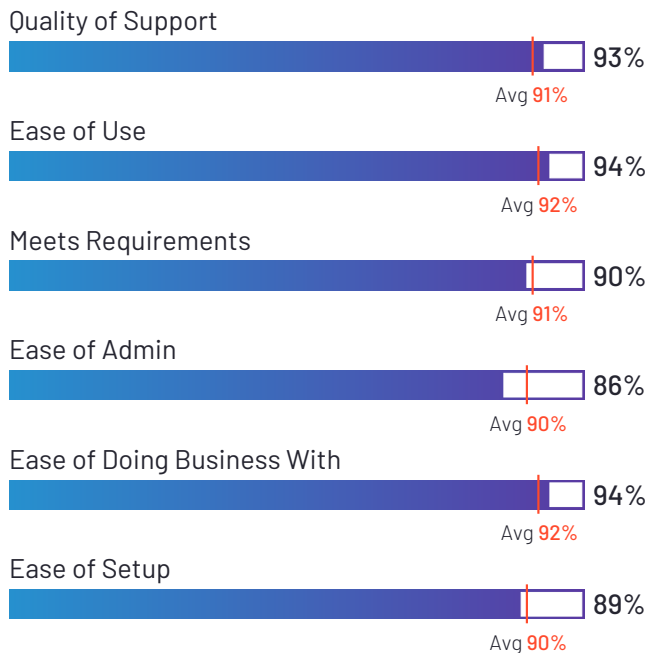


Process Street

4.6 ★★★★★ (408)

Process Street has been named a Niche product based on having a relatively low Satisfaction score and low Market Presence compared to the rest of the category. While they may have positive reviews, they do not have enough reviews to validate those ratings. 100% of users rated it 4 or 5 stars, 100% of users believe it is headed in the right direction, and users said they would be likely to recommend Process Street at a rate of 98%. Process Street is also in the Client Onboarding, Standard Operating Procedures, Workflow Management, Employee Intranet, and Mobile Forms Automation categories.

Satisfaction Ratings



Top Industries Represented



Ownership
Process Street



HQ Location
San Francisco, US



Year Founded
2014



Employees (Listed On LinkedIn)
52



Company Website
www.process.st

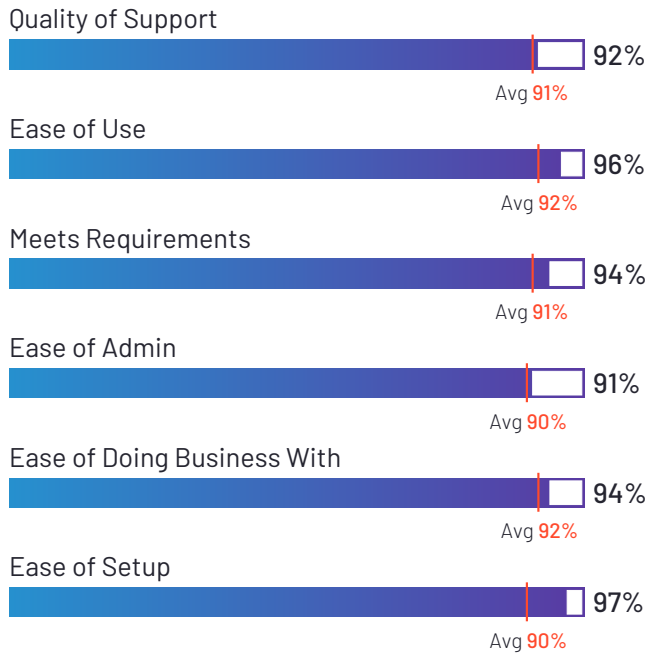
**kintone**

Kintone

4.6 ★★★★★ (242)

Kintone has been named a Niche product based on having a relatively low Satisfaction score and low Market Presence compared to the rest of the category. While they may have positive reviews, they do not have enough reviews to validate those ratings. 100% of users rated it 4 or 5 stars, 70% of users believe it is headed in the right direction, and users said they would be likely to recommend Kintone at a rate of 95%. Kintone is also in the Workflow Management, Inventory Control, Desktop Database, Warehouse Management, Database as a Service (DBaaS), and CRM categories.

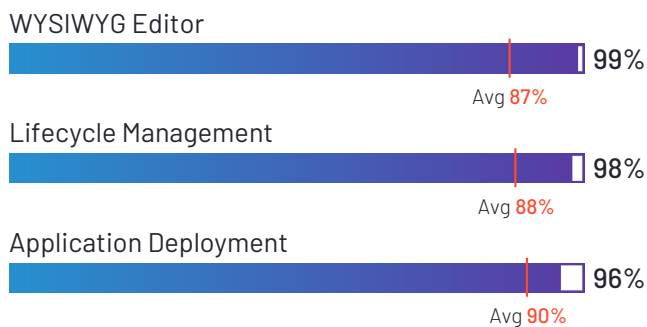
Satisfaction Ratings



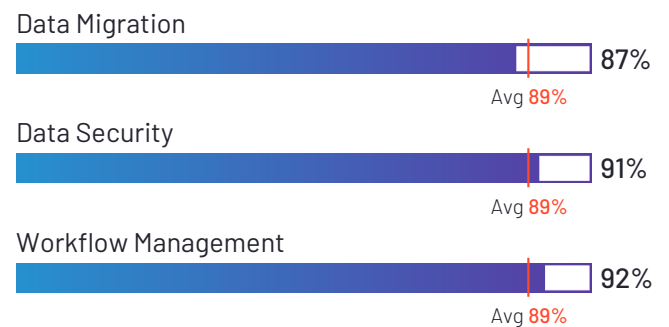
Top Industries Represented



Highest-Rated Features



Lowest-Rated Features

**Ownership**
Kintone**HQ Location**
San Francisco, CA**Year Founded**
1997**Employees (Listed On LinkedIn)**
87**Company Website**
kintone.com

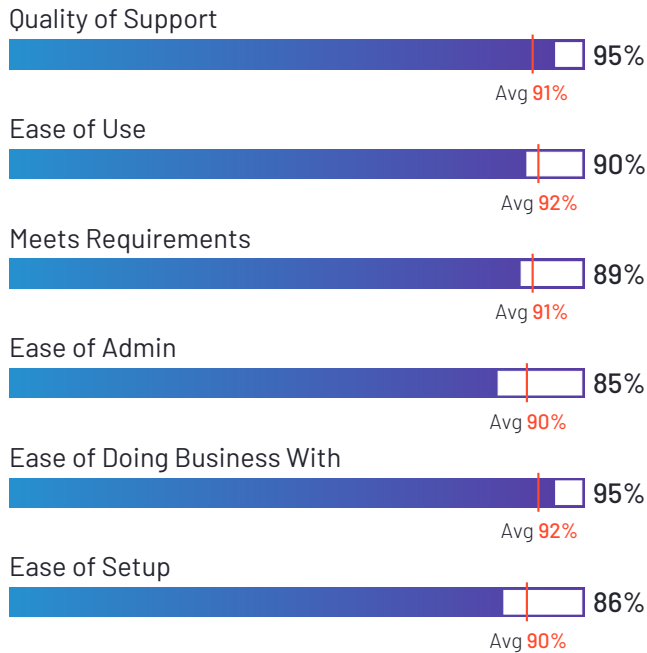


FlowForma Process Automation

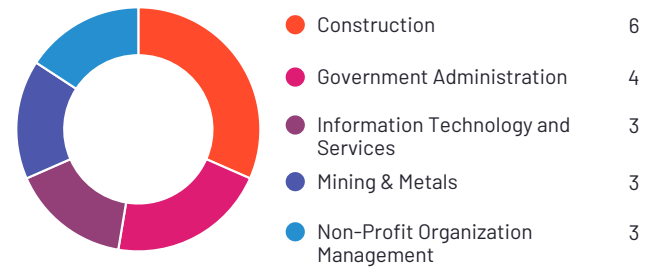
4.4 ★★★★★ (94)

FlowForma Process Automation has been named a Niche product based on having a relatively low Satisfaction score and low Market Presence compared to the rest of the category. While they may have positive reviews, they do not have enough reviews to validate those ratings. 94% of users rated it 4 or 5 stars, 93% of users believe it is headed in the right direction, and users said they would be likely to recommend FlowForma Process Automation at a rate of 90%. FlowForma Process Automation is also in the Decision-Making, Digital Process Automation (DPA), and Workflow Management categories.


Satisfaction Ratings



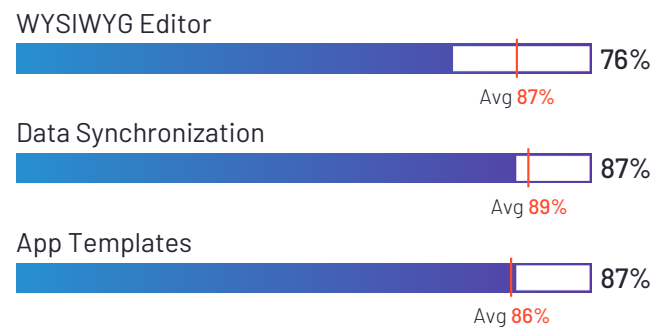
Top Industries Represented



Highest-Rated Features



Lowest-Rated Features



Ownership
FlowForma



HQ Location
Dublin



Year Founded
2012



Employees (Listed On LinkedIn)
29



Company Website
flowforma.com

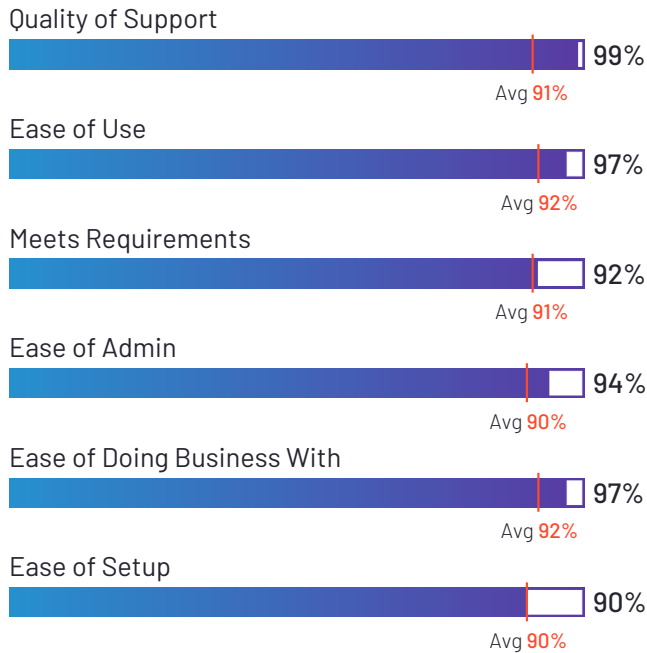


GoFormz

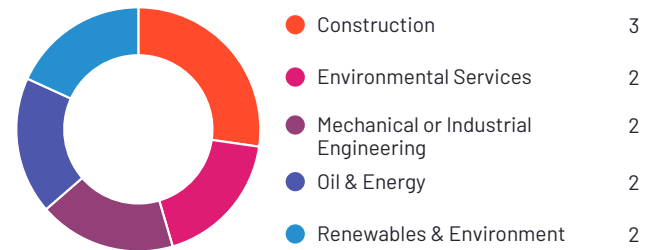
4.7 ★★★★★ (221)

GoFormz has been named a Niche product based on having a relatively low Satisfaction score and low Market Presence compared to the rest of the category. While they may have positive reviews, they do not have enough reviews to validate those ratings. 100% of users rated it 4 or 5 stars, 92% of users believe it is headed in the right direction, and users said they would be likely to recommend GoFormz at a rate of 96%. GoFormz is also in the Inspection Management, Autodesk Construction Cloud Integration Partners, Online Form Builder, Mobile Forms Automation, E-Signature, Survey, and Procore App Marketplace Partners categories.

Satisfaction Ratings



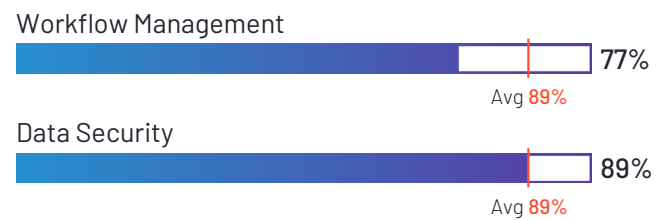
Top Industries Represented



Highest-Rated Features



Lowest-Rated Features



Ownership
GoFormz



HQ Location
San Diego, CA



Year Founded
2012



Employees (Listed On LinkedIn)
71



Company Website
goformz.com

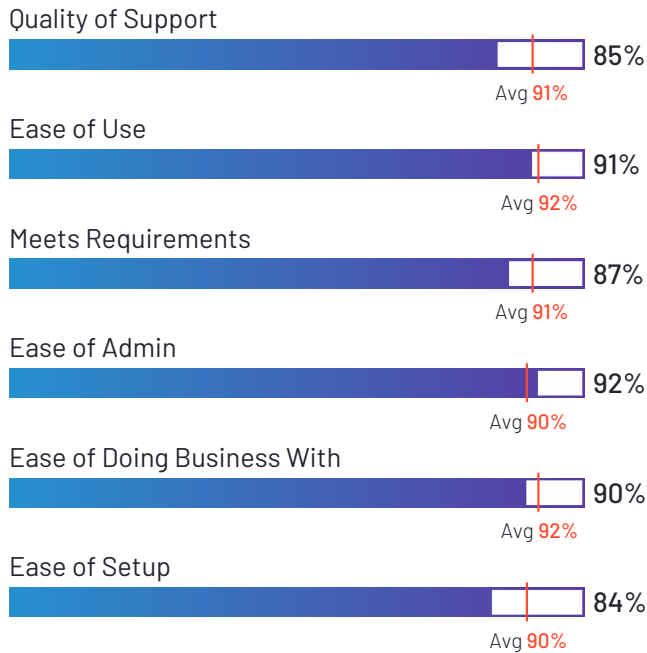


Joget DX

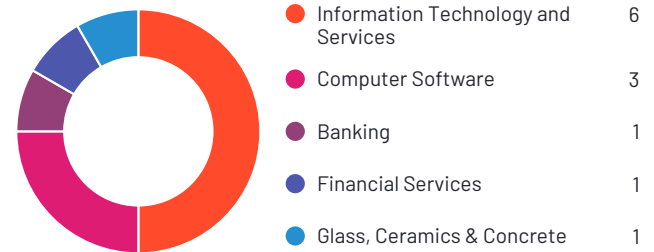
4.2 ★★★★★ (65)

Joget DX has been named a Niche product based on having a relatively low Satisfaction score and low Market Presence compared to the rest of the category. While they may have positive reviews, they do not have enough reviews to validate those ratings. 94% of users rated it 4 or 5 stars, 93% of users believe it is headed in the right direction, and users said they would be likely to recommend Joget DX at a rate of 88%. Joget DX is also in the Low-Code Development Platforms and Application Development Platforms categories.

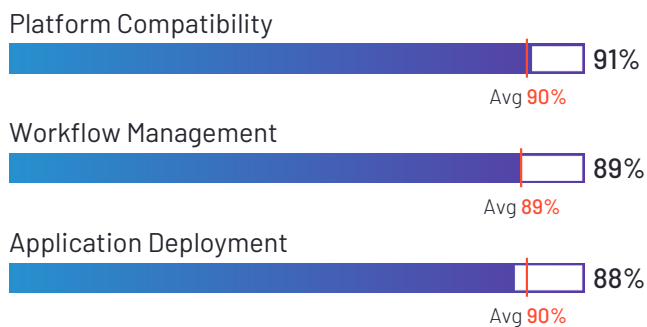
Satisfaction Ratings



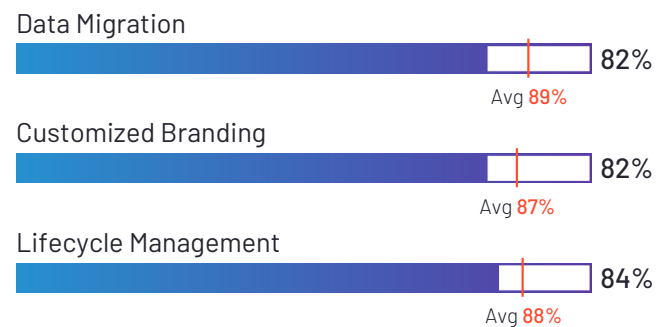
Top Industries Represented



Highest-Rated Features



Lowest-Rated Features



Ownership
Joget



HQ Location
Columbia, MD



Year Founded
2014



Employees (Listed On LinkedIn)
66



Company Website
www.joget.com

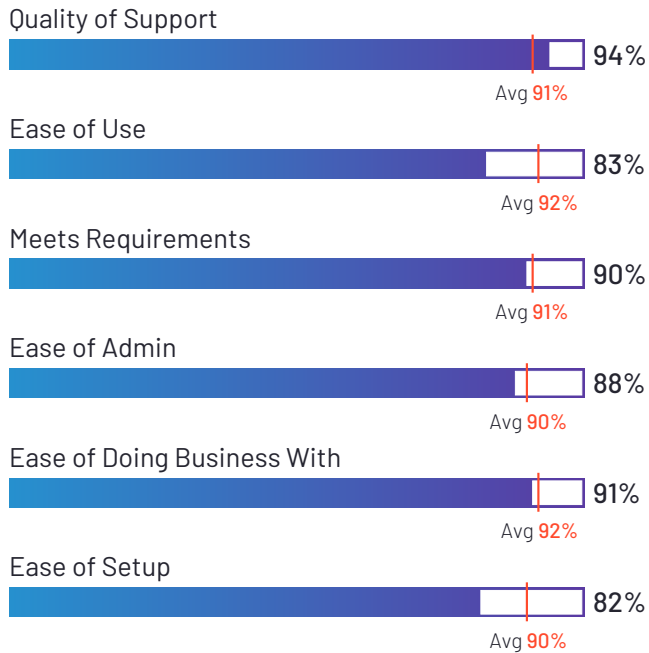


airSlate WorkFlow

4.5 ★★★★★ (48)

airSlate WorkFlow has been named a Niche product based on having a relatively low Satisfaction score and low Market Presence compared to the rest of the category. While they may have positive reviews, they do not have enough reviews to validate those ratings. 92% of users rated it 4 or 5 stars, 78% of users believe it is headed in the right direction, and users said they would be likely to recommend airSlate WorkFlow at a rate of 93%. airSlate WorkFlow is also in the Robotic Process Automation (RPA), E-Signature, Salesforce AppExchange Apps, Contract Management, and Digital Process Automation (DPA) categories.

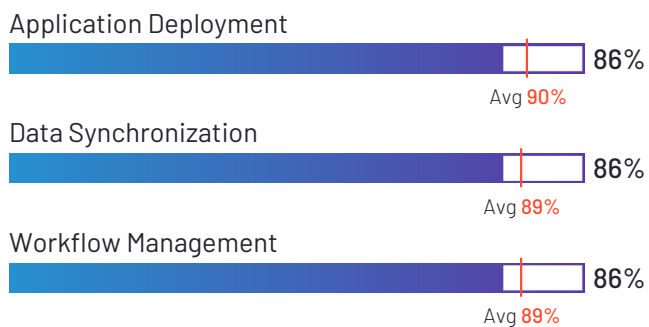
Satisfaction Ratings



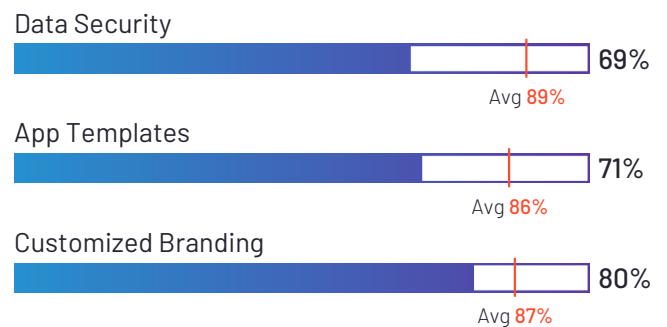
Top Industries Represented



Highest-Rated Features



Lowest-Rated Features



Ownership
airSlate



HQ Location
Brookline,
Massachusetts



Year Founded
2006



**Employees (Listed
On LinkedIn)**
963



Company Website
airslate.com

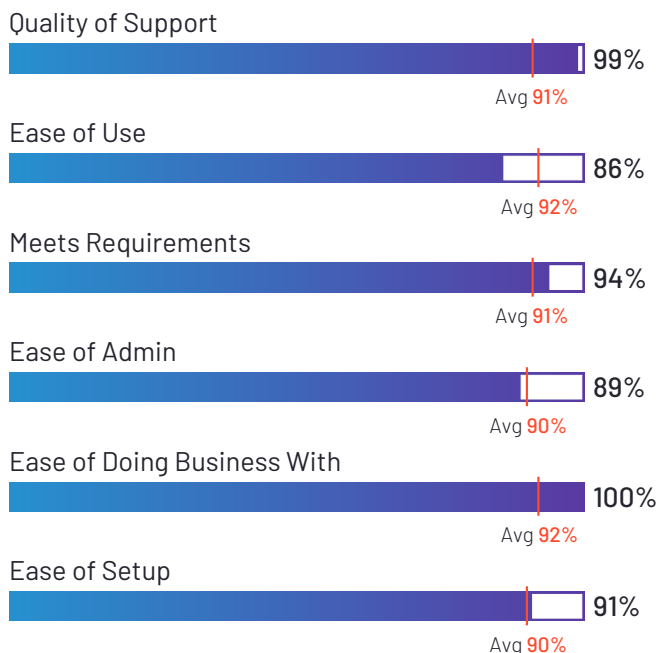


The m-Power Development Platform

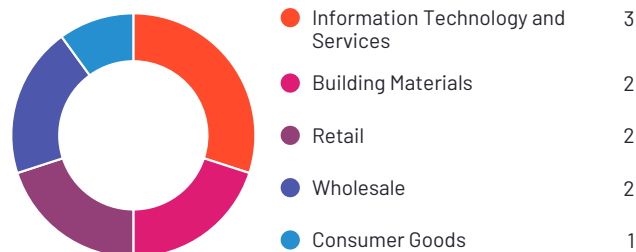
4.7 ★★★★★ (26)

The m-Power Development Platform has been named a Niche product based on having a relatively low Satisfaction score and low Market Presence compared to the rest of the category. While they may have positive reviews, they do not have enough reviews to validate those ratings. 93% of users rated it 4 or 5 stars, 100% of users believe it is headed in the right direction, and users said they would be likely to recommend m-Power at a rate of 95%. m-Power is also in the Embedded Business Intelligence and Low-Code Development Platforms categories.

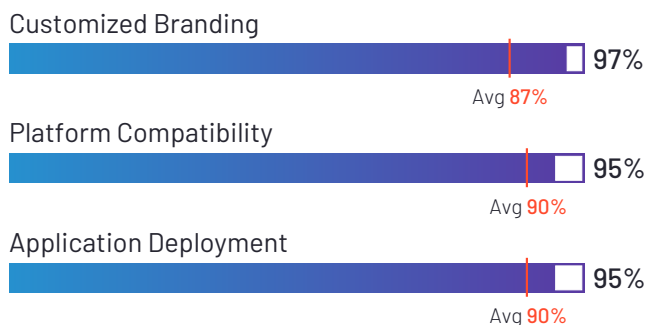
Satisfaction Ratings



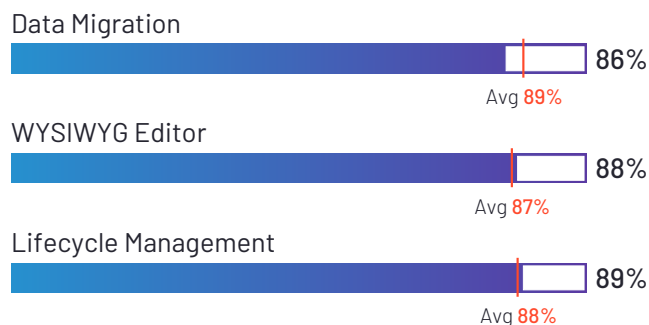
Top Industries Represented



Highest-Rated Features



Lowest-Rated Features



Ownership
mrc



HQ Location
Oak Brook, Illinois



Year Founded
1981



Employees (Listed On LinkedIn)
8



Company Website
mrc-productivity.com

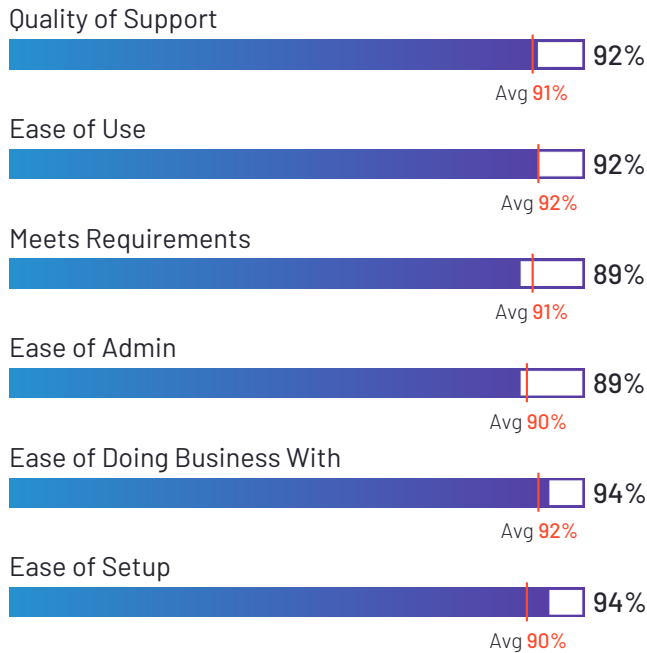


ELMA365

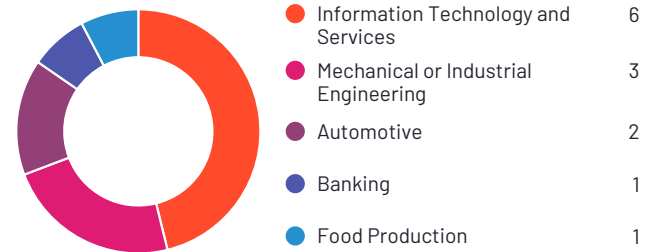
4.5 ★★★★★ (35)

ELMA365 has been named a Niche product based on having a relatively low Satisfaction score and low Market Presence compared to the rest of the category. While they may have positive reviews, they do not have enough reviews to validate those ratings. 100% of users rated it 4 or 5 stars, 92% of users believe it is headed in the right direction, and users said they would be likely to recommend ELMA365 at a rate of 94%. ELMA365 is also in the CRM category.

Satisfaction Ratings



Top Industries Represented



Ownership
ELMA Global a.s.



HQ Location
Slovakia



Employees (Listed On LinkedIn)
2



Company Website
elma365.com

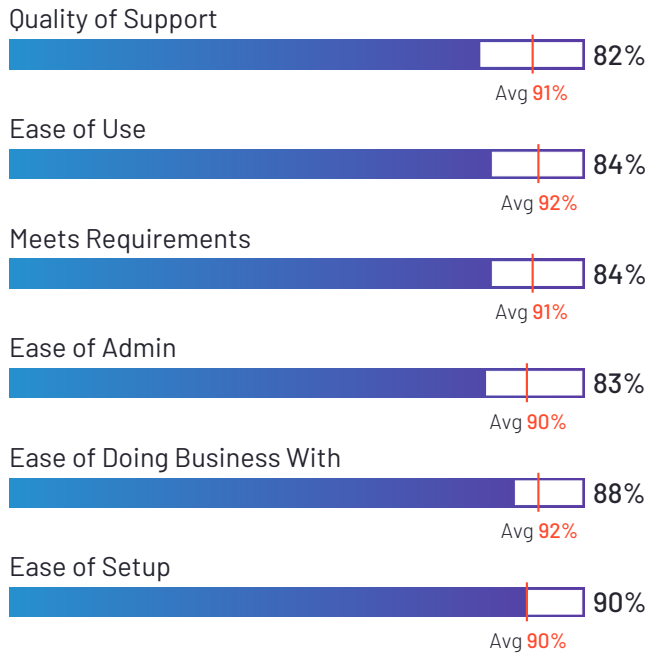


Betty Blocks

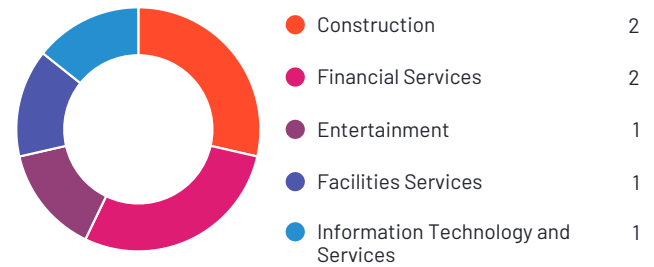
4.3 ★★★★★ (56)

Betty Blocks has been named a Niche product based on having a relatively low Satisfaction score and low Market Presence compared to the rest of the category. While they may have positive reviews, they do not have enough reviews to validate those ratings. 100% of users rated it 4 or 5 stars, 100% of users believe it is headed in the right direction, and users said they would be likely to recommend Betty Blocks at a rate of 81%. Betty Blocks is also in the Application Development Platforms and SAP Store categories.

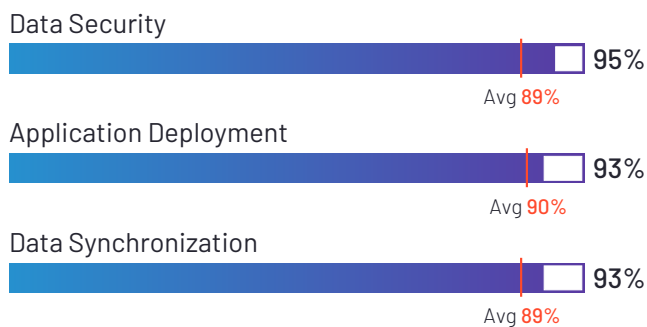
Satisfaction Ratings



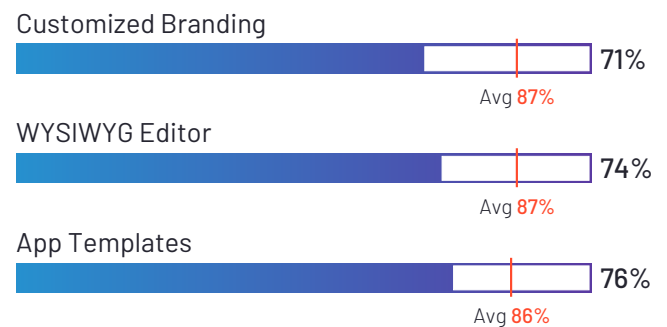
Top Industries Represented



Highest-Rated Features



Lowest-Rated Features



Ownership
Betty Blocks



HQ Location
Alkmaar, Holland



Year Founded
2016



Employees (Listed On LinkedIn)
111



Company Website
bettyblocks.com

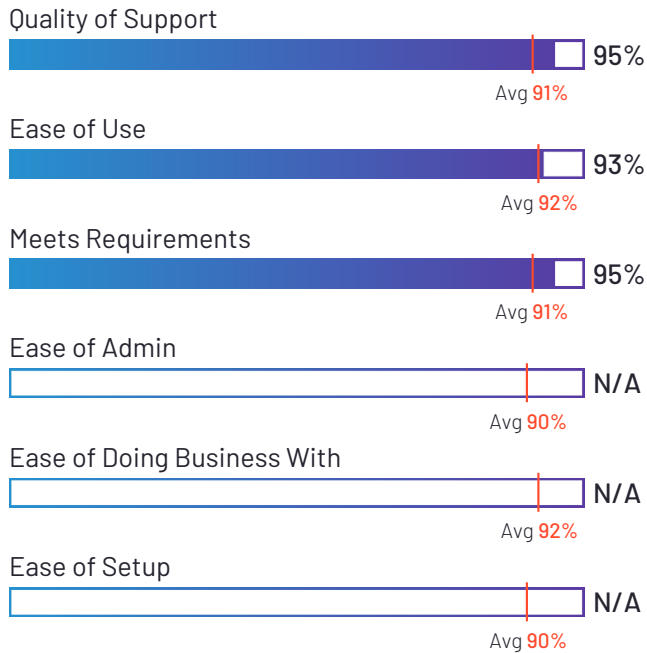


AppMaster.io

4.9 ★★★★★ (101)


AppMaster.io has been named a Niche product based on having a relatively low Satisfaction score and low Market Presence compared to the rest of the category. While they may have positive reviews, they do not have enough reviews to validate those ratings. 100% of users rated it 4 or 5 stars, 83% of users believe it is headed in the right direction, and users said they would be likely to recommend AppMaster.io at a rate of 98%. AppMaster.io is also in the Workplace Innovation Platforms, Digital Process Automation (DPA), API Development, API Management, WYSIWYG Editors, Drag and Drop App Builder, and Application Development Platforms categories.

Satisfaction Ratings

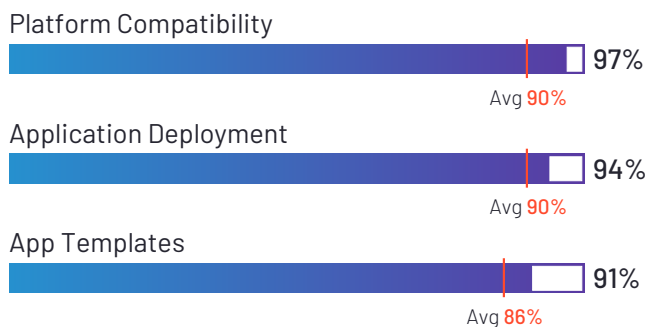


*N/A is displayed when fewer than five responses were received for the question.

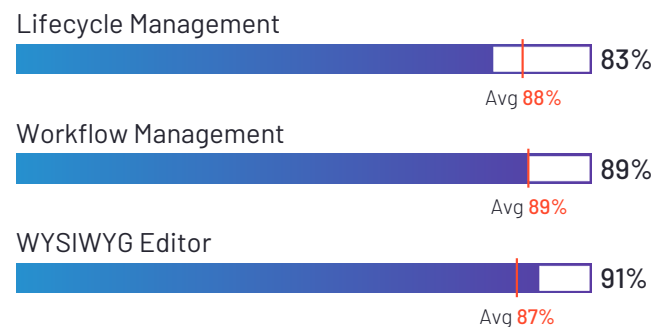
Top Industries Represented



Highest-Rated Features



Lowest-Rated Features



Ownership
AppMaster.io



HQ Location
San Francisco, US



Year Founded
2020



Employees (Listed On LinkedIn)
28



Company Website
appmaster.io

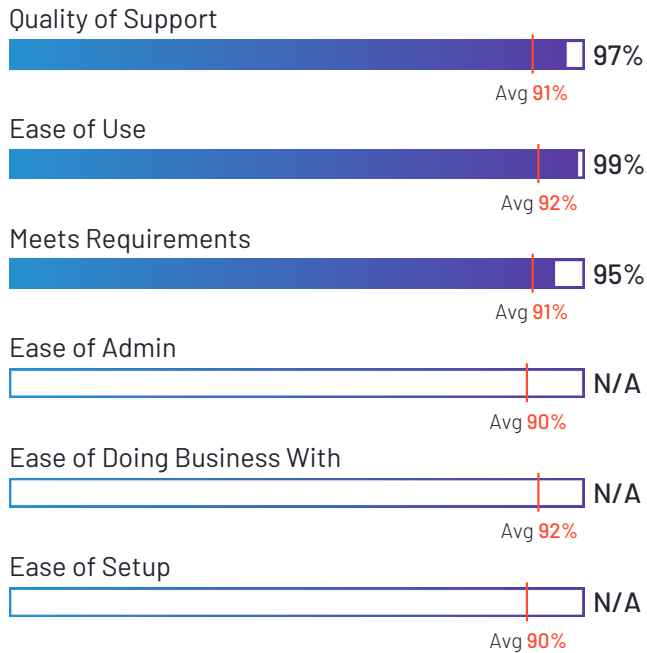


Outgrow

4.7 ★★★★★ (292)


Outgrow has been named a Niche product based on having a relatively low Satisfaction score and low Market Presence compared to the rest of the category. While they may have positive reviews, they do not have enough reviews to validate those ratings. 100% of users rated it 4 or 5 stars, 91% of users believe it is headed in the right direction, and users said they would be likely to recommend Outgrow at a rate of 94%. Outgrow is also in the Account-Based Web and Content Experiences, Pop-Up Builder, Personalization, Content Experience Platforms, Content Creation, E-Commerce Personalization, Online Form Builder, Chatbots, Lead Capture, Mobile Marketing, Enterprise Feedback Management, Survey, and Landing Page Builders categories.

Satisfaction Ratings




*N/A is displayed when fewer than five responses were received for the question.

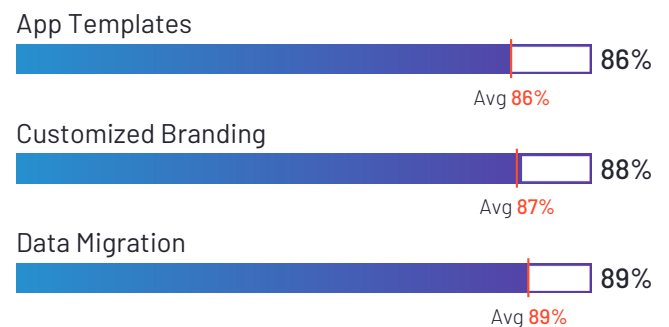
Top Industries Represented



Highest-Rated Features



Lowest-Rated Features



Ownership
Outgrow



HQ Location
New York, NY



Year Founded
2012



Employees (Listed On LinkedIn)
71



Company Website
www.outgrow.co

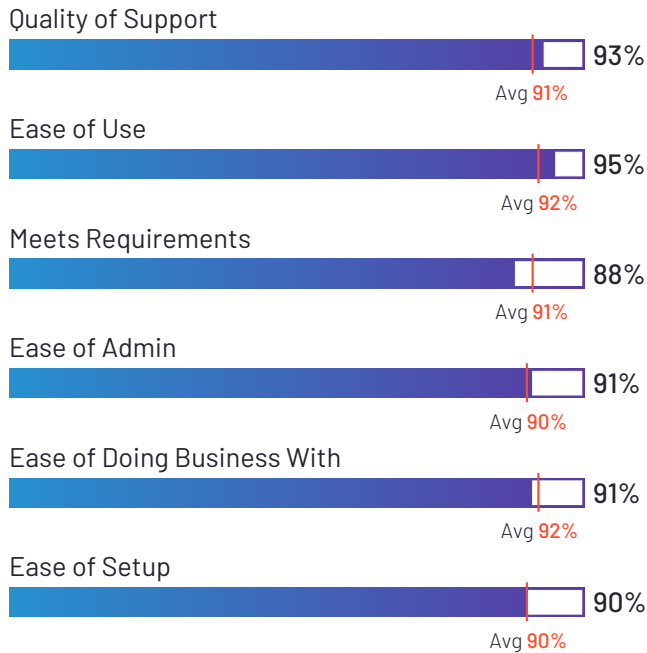


Ninox


4.7 ★★★★★ (355)

Ninox has been named a Niche product based on having a relatively low Satisfaction score and low Market Presence compared to the rest of the category. While they may have positive reviews, they do not have enough reviews to validate those ratings. 100% of users rated it 4 or 5 stars, 85% of users believe it is headed in the right direction, and users said they would be likely to recommend Ninox Database at a rate of 96%. Ninox Database is also in the Workplace Innovation Platforms, Desktop Database, Database as a Service (DBaaS), and Low-Code Development Platforms categories.

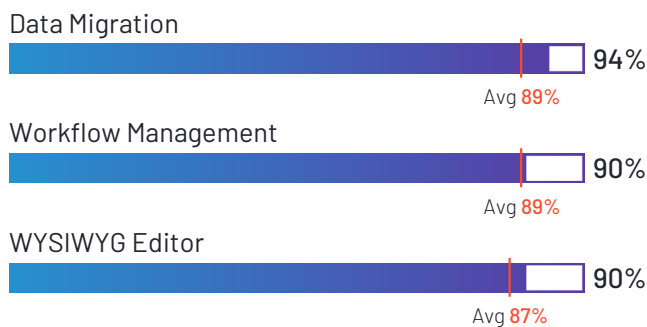
Satisfaction Ratings



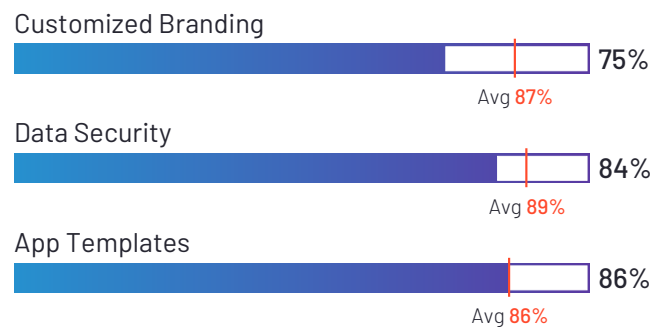
Top Industries Represented



Highest-Rated Features



Lowest-Rated Features



Ownership
Ninox Software
GmbH



HQ Location
Berlin, Germany



Year Founded
2013



**Employees (Listed
On LinkedIn)**
86



Company Website
ninox.com

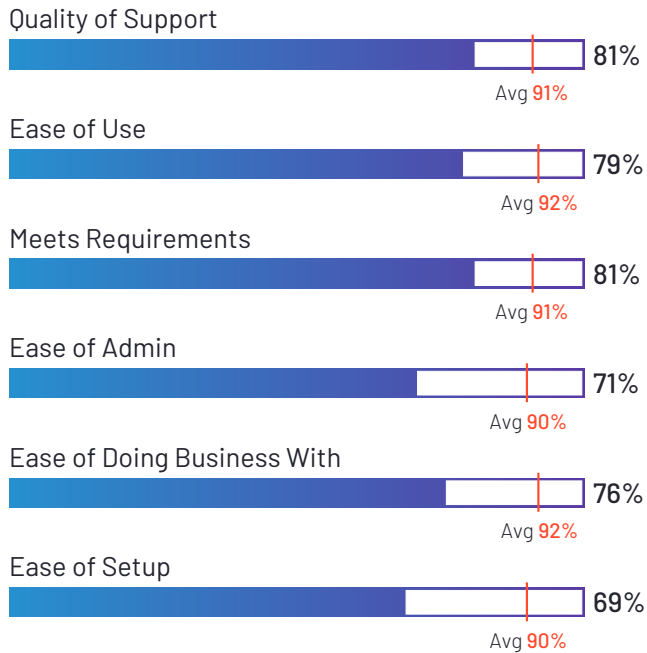


Rocket Modern Experience Web Edition (Formerly Rocket LegaSuite Web)

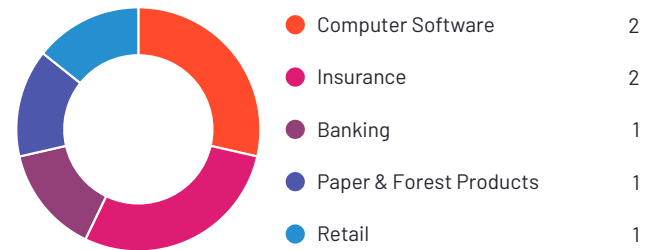
3.5 ★★★★★ (21)

Rocket Modern Experience Web Edition (Formerly Rocket LegaSuite Web) has been named a Niche product based on having a relatively low Satisfaction score and low Market Presence compared to the rest of the category. While they may have positive reviews, they do not have enough reviews to validate those ratings. 80% of users rated it 4 or 5 stars, 70% of users believe it is headed in the right direction, and users said they would be likely to recommend Rocket Modern Experience Web Edition (Formerly Rocket LegaSuite Web) at a rate of 73%. Rocket Modern Experience Web Edition (Formerly Rocket LegaSuite Web) is also in the Mobile Development Platforms category.

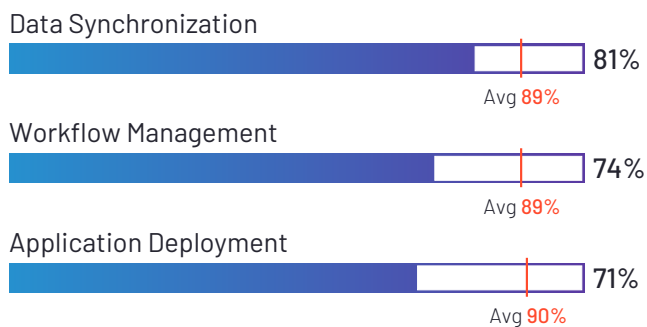
Satisfaction Ratings



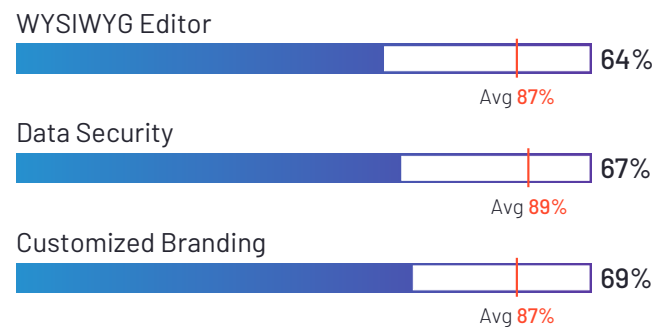
Top Industries Represented



Highest-Rated Features



Lowest-Rated Features



Ownership
Rocket Software



HQ Location
Waltham, MA



Year Founded
1990



**Employees (Listed
On LinkedIn)**
3,913



Company Website
rocketsoftware.com



Satisfaction Ratings for No-Code Development Platforms

G2 reviewers rated software sellers ability to satisfy their needs as shown in the table below.

	Satisfaction		Satisfaction by Category						Net Promoter Score (NPS)
	Likelihood to Recommend	Product Going in Right Direction?	Meets Requirements	Ease of Admin	Ease of Doing Business With	Quality of Support	Ease of Setup	Ease of Use	
Salesforce Platform	91%	92%	93%	88%	89%	87%	87%	90%	72
Airtable	93%	93%	91%	88%	86%	85%	89%	90%	82
Quickbase	90%	89%	90%	90%	91%	88%	88%	89%	67
ServiceNow App Engine	92%	94%	89%	90%	89%	88%	91%	91%	76
Bizagi	95%	86%	93%	90%	90%	91%	94%	96%	91
Axpert Low Coding Platform	95%	97%	91%	94%	96%	91%	95%	94%	87
Creatio	94%	96%	93%	91%	94%	96%	91%	94%	85
Jotform Apps	95%	95%	95%	94%	93%	92%	95%	95%	87
Glide	94%	95%	89%	94%	92%	88%	91%	92%	82
Kissflow	93%	95%	92%	92%	93%	95%	93%	95%	78
AuraQuantic	99%	100%	99%	98%	100%	93%	98%	100%	100
Budibase	90%	100%	90%	N/A	N/A	93%	91%	96%	76
Quixy	99%	100%	100%	98%	99%	99%	100%	100%	100
Forms On Fire	93%	96%	93%	90%	96%	95%	91%	95%	83
FormAssembly	86%	78%	86%	89%	93%	80%	89%	86%	59
Landbot	94%	100%	94%	94%	99%	96%	95%	99%	91
Zendesk Sunshine	81%	83%	93%	92%	94%	93%	89%	93%	43
Microsoft Power Apps	79%	85%	83%	85%	83%	79%	86%	77%	31
Caspio	93%	93%	92%	90%	93%	93%	89%	88%	79

(Satisfaction Ratings for No-Code Development Platforms continues on next page)

*N/A is displayed when fewer than five responses were received for the question.

**Net Promoter Score ranges from -100 to +100



Satisfaction Ratings for No-Code Development Platforms (continued)

G2 reviewers rated software sellers ability to satisfy their needs as shown in the table below.

	Satisfaction		Satisfaction by Category						Net Promoter Score (NPS)
	Likelihood to Recommend	Product Going in Right Direction?	Meets Requirements	Ease of Admin	Ease of Doing Business With	Quality of Support	Ease of Setup	Ease of Use	
AppSheet	97%	94%	94%	92%	93%	91%	89%	89%	92
Jitterbit	92%	89%	93%	86%	95%	95%	88%	90%	68
Nintex	86%	83%	87%	85%	88%	85%	86%	89%	51
Softr	94%	100%	87%	91%	94%	95%	95%	94%	90
Appy Pie	95%	93%	90%	96%	95%	96%	94%	95%	84
Jotform Tables	92%	86%	93%	90%	93%	93%	97%	96%	61
Knack	87%	91%	84%	85%	84%	79%	86%	89%	55
Clappia	93%	94%	89%	95%	96%	96%	93%	96%	68
Process Street	98%	100%	90%	86%	94%	93%	89%	94%	100
Kintone	95%	70%	94%	91%	94%	92%	97%	96%	83
FlowForma Process Automation	90%	93%	89%	85%	95%	95%	86%	90%	58
GoFormz	96%	92%	92%	94%	97%	99%	90%	97%	86
Joget DX	88%	93%	87%	92%	90%	85%	84%	91%	62
airSlate WorkFlow	93%	78%	90%	88%	91%	94%	82%	83%	66
m-Power	95%	100%	94%	89%	100%	99%	91%	86%	86
ELMA365	94%	92%	89%	89%	94%	92%	94%	92%	88
Betty Blocks	81%	100%	84%	83%	88%	82%	90%	84%	30
AppMaster.io	98%	83%	95%	N/A	N/A	95%	N/A	93%	90
Outgrow	94%	91%	95%	N/A	N/A	97%	N/A	99%	76

(Satisfaction Ratings for No-Code Development Platforms continues on next page)

*N/A is displayed when fewer than five responses were received for the question.

**Net Promoter Score ranges from -100 to +100



Satisfaction Ratings for No-Code Development Platforms (continued)

G2 reviewers rated software sellers ability to satisfy their needs as shown in the table below.

	Satisfaction		Satisfaction by Category						Net Promoter Score (NPS)
	Likelihood to Recommend	Product Going in Right Direction?	Meets Requirements	Ease of Admin	Ease of Doing Business With	Quality of Support	Ease of Setup	Ease of Use	
Ninox Database	96%	85%	88%	91%	91%	93%	90%	95%	92
Rocket Modern Experience Web Edition (Formerly Rocket LegaSuite Web)	73%	70%	81%	71%	76%	81%	69%	79%	0
Average	92%	91%	91%	90%	92%	91%	90%	92%	74

*N/A is displayed when fewer than five responses were received for the question.

**Net Promoter Score ranges from -100 to +100



Feature Comparison for No-Code Development Platforms

G2 users have evaluated the following products by feature. Feature ratings are representative of reviewers overall satisfaction with each feature and do not necessarily take into account the breadth of individual product features. The results are shown below.

User Interface Design

	WYSIWYG Editor	Customized Branding	App Templates	Workflow Management
Salesforce Platform	89%	90%	90%	93%
Airtable	87%	81%	84%	89%
Quickbase	82%	79%	84%	88%
ServiceNow App Engine	88%	90%	89%	92%
Bizagi	91%	84%	88%	90%
Axpert Low Coding Platform	N/A	N/A	N/A	N/A
Creatio	N/A	N/A	N/A	98%
Jotform Apps	93%	92%	83%	82%
Glide	91%	82%	80%	87%
Kissflow	90%	88%	94%	96%
AuraQuantic	98%	98%	96%	100%
Budibase	91%	88%	89%	90%
Quixy	98%	98%	98%	100%
Forms On Fire	94%	94%	93%	94%
FormAssembly	79%	81%	77%	79%
Landbot	95%	89%	93%	93%
Zendesk Sunshine	N/A	N/A	N/A	N/A
Microsoft Power Apps	80%	87%	82%	83%
Caspio	84%	96%	90%	88%

(Feature Comparison for No-Code Development Platforms continues on next page)

*N/A is displayed when fewer than five responses were received for the question.

**A blank box indicates that a seller has selected that they do not offer that feature.



Feature Comparison for No-Code Development Platforms (continued)

G2 users have evaluated the following products by feature. Feature ratings are representative of reviewers overall satisfaction with each feature and do not necessarily take into account the breadth of individual product features. The results are shown below.

User Interface Design

	WYSIWYG Editor	Customized Branding	App Templates	Workflow Management
AppSheet		84%	81%	88%
Jitterbit	83%	90%	83%	88%
Nintex	88%	83%	82%	90%
Softtr	89%	92%	81%	85%
Appy Pie	91%	94%	87%	92%
Jotform Tables	N/A		83%	N/A
Knack	80%	84%	88%	86%
Clappia	87%	87%	87%	89%
Process Street	N/A	N/A	N/A	N/A
Kintone	99%	94%	92%	92%
FlowForma Process Automation	76%	88%	87%	94%
GoFormz	N/A		90%	77%
Joget DX	86%	82%	86%	89%
airSlate WorkFlow	N/A	80%	71%	86%
m-Power	88%	97%	91%	N/A
ELMA365	N/A	N/A	N/A	N/A
Betty Blocks	74%	71%	76%	83%
AppMaster.io	91%	N/A	91%	89%
Outgrow	92%	88%	86%	95%

(Feature Comparison for No-Code Development Platforms continues on next page)

*N/A is displayed when fewer than five responses were received for the question.
**A blank box indicates that a seller has selected that they do not offer that feature.



Feature Comparison for No-Code Development Platforms (continued)

G2 users have evaluated the following products by feature. Feature ratings are representative of reviewers overall satisfaction with each feature and do not necessarily take into account the breadth of individual product features. The results are shown below.

User Interface Design

	WYSIWYG Editor	Customized Branding	App Templates	Workflow Management
Ninox Database	90%	75%	86%	90%
Rocket Modern Experience Web Edition (Formerly Rocket LegaSuite Web)	64%	69%	71%	74%
Average	87%	87%	86%	89%

(Feature Comparison for No-Code Development Platforms continues on next page)

*N/A is displayed when fewer than five responses were received for the question.
**A blank box indicates that a seller has selected that they do not offer that feature.

Feature Comparison for No-Code Development Platforms (continued)

G2 users have evaluated the following products by feature. Feature ratings are representative of reviewers overall satisfaction with each feature and do not necessarily take into account the breadth of individual product features. The results are shown below.

Data Control

	Data Migration	Data Synchronization	Data Security
Salesforce Platform	92%	90%	94%
Airtable	88%	89%	89%
Quickbase	84%	85%	88%
ServiceNow App Engine	87%	87%	87%
Bizagi	87%	86%	90%
Axpert Low Coding Platform	N/A	N/A	N/A
Creatio	91%	90%	98%
Jotform Apps	88%	89%	91%
Glide	90%	89%	87%
Kissflow	91%	94%	92%
AuraQuantic	100%	100%	98%
Budibase	90%	91%	90%
Quixy	98%	99%	100%
Forms On Fire	92%	95%	95%
FormAssembly	79%	79%	87%
Landbot	97%	92%	92%
Zendesk Sunshine	N/A	N/A	N/A
Microsoft Power Apps	85%	85%	86%
Caspio	96%	96%	96%

(Feature Comparison for No-Code Development Platforms continues on next page)

*N/A is displayed when fewer than five responses were received for the question.

**A blank box indicates that a seller has selected that they do not offer that feature.



Feature Comparison for No-Code Development Platforms (continued)

G2 users have evaluated the following products by feature. Feature ratings are representative of reviewers overall satisfaction with each feature and do not necessarily take into account the breadth of individual product features. The results are shown below.

Data Control

	Data Migration	Data Synchronization	Data Security
AppSheet	90%	91%	90%
Jitterbit	94%	90%	88%
Nintex	77%	80%	83%
Softr	86%	90%	94%
Appy Pie	87%	88%	90%
Jotform Tables	N/A	N/A	N/A
Knack	88%	83%	82%
Clappia	88%	87%	93%
Process Street	N/A	N/A	N/A
Kintone	87%	93%	91%
FlowForma Process Automation	90%	87%	88%
GoFormz	N/A	N/A	89%
Joget DX	82%	86%	86%
airSlate WorkFlow	83%	86%	69%
m-Power	86%	N/A	91%
ELMA365	N/A	N/A	N/A
Betty Blocks	83%	93%	95%
AppMaster.io	N/A	N/A	N/A
Outgrow	89%	94%	89%

(Feature Comparison for No-Code Development Platforms continues on next page)

*N/A is displayed when fewer than five responses were received for the question.
**A blank box indicates that a seller has selected that they do not offer that feature.



Feature Comparison for No-Code Development Platforms (continued)

G2 users have evaluated the following products by feature. Feature ratings are representative of reviewers overall satisfaction with each feature and do not necessarily take into account the breadth of individual product features. The results are shown below.

Data Control

	Data Migration	Data Synchronization	Data Security
Ninox Database	94%	89%	84%
Rocket Modern Experience Web Edition (Formerly Rocket LegaSuite Web)	N/A	81%	67%
Average	89%	89%	89%

(Feature Comparison for No-Code Development Platforms continues on next page)

*N/A is displayed when fewer than five responses were received for the question.
**A blank box indicates that a seller has selected that they do not offer that feature.

Feature Comparison for No-Code Development Platforms (continued)

G2 users have evaluated the following products by feature. Feature ratings are representative of reviewers overall satisfaction with each feature and do not necessarily take into account the breadth of individual product features. The results are shown below.

Publishing

	Application Deployment	Platform Compatibility	Lifecycle Management
Salesforce Platform	88%	91%	90%
Airtable	86%	86%	87%
Quickbase	87%	83%	88%
ServiceNow App Engine	89%	90%	89%
Bizagi	89%	89%	89%
Axpert Low Coding Platform	N/A	N/A	N/A
Creatio	95%	91%	97%
Jotform Apps	92%	95%	92%
Glide	91%	91%	87%
Kissflow	92%	90%	89%
AuraQuantic	98%	94%	98%
Budibase	90%	89%	89%
Quixy	100%	99%	99%
Forms On Fire	95%	95%	96%
FormAssembly	83%	85%	77%
Landbot	88%	96%	92%
Zendesk Sunshine	N/A	N/A	N/A
Microsoft Power Apps	82%	83%	84%
Caspio	96%	84%	90%

(Feature Comparison for No-Code Development Platforms continues on next page)

*N/A is displayed when fewer than five responses were received for the question.

**A blank box indicates that a seller has selected that they do not offer that feature.

Feature Comparison for No-Code Development Platforms (continued)

G2 users have evaluated the following products by feature. Feature ratings are representative of reviewers overall satisfaction with each feature and do not necessarily take into account the breadth of individual product features. The results are shown below.

Publishing

	Application Deployment	Platform Compatibility	Lifecycle Management
AppSheet	92%	93%	93%
Jitterbit	90%	86%	92%
Nintex	84%	87%	82%
Softr	91%	92%	90%
Appy Pie	93%	92%	91%
Jotform Tables		N/A	
Knack	91%	94%	77%
Clappia	90%	84%	87%
Process Street	N/A	N/A	N/A
Kintone	96%	95%	98%
FlowForma Process Automation	89%	91%	92%
GoFormz	94%	N/A	N/A
Joget DX	88%	91%	84%
airSlate WorkFlow	86%	83%	80%
m-Power	95%	95%	89%
ELMA365	N/A	N/A	N/A
Betty Blocks	93%	90%	81%
AppMaster.io	94%	97%	83%
Outgrow	91%	94%	94%

(Feature Comparison for No-Code Development Platforms continues on next page)

*N/A is displayed when fewer than five responses were received for the question.

**A blank box indicates that a seller has selected that they do not offer that feature.



Feature Comparison for No-Code Development Platforms (continued)

G2 users have evaluated the following products by feature. Feature ratings are representative of reviewers overall satisfaction with each feature and do not necessarily take into account the breadth of individual product features. The results are shown below.

Publishing

	Application Deployment	Platform Compatibility	Lifecycle Management
Ninox Database	88%	88%	88%
Rocket Modern Experience Web Edition (Formerly Rocket LegaSuite Web)	71%	69%	69%
Average	90%	90%	88%

*N/A is displayed when fewer than five responses were received for the question.
**A blank box indicates that a seller has selected that they do not offer that feature.



Additional Data for No-Code Development Platforms

The table below highlights implementation and deployment data as indicated in real user reviews on G2.

Implementation

	Deployment		Implementation Time	Implementation Method				Number of Users Purchased	Contract Term
	Cloud	On-Premises	Avg. Months to Go Live	In-House Team	Seller Services Team	Third-Party Consultant	Don't know	Median Number of Users Bought	Avg. Contract Term (Months)
Salesforce Platform	85%	15%	3.9	54%	9%	20%	17%	175	16
Airtable	69%	31%	1.6	92%	1%	1%	6%	17	6
Quickbase	72%	28%	2.7	78%	6%	8%	8%	75	11
ServiceNow App Engine	63%	38%	5.1	47%	14%	22%	17%	56	15
Bizagi	67%	33%	3.1	67%	0%	22%	11%	37	6
Axpert Low Coding Platform	80%	20%	N/A	60%	20%	20%	0%	N/A	N/A
Creatio	76%	24%	4.1	30%	35%	25%	10%	75	23
Jotform Apps	50%	50%	0.9	84%	5%	0%	11%	27	8
Glide	63%	37%	2.2	91%	0%	0%	9%	17	2
Kissflow	91%	9%	2.0	75%	16%	3%	6%	75	8
AuraQuantic	63%	38%	3.7	50%	38%	13%	0%	462	2
Budibase	N/A	N/A	N/A	N/A	N/A	N/A	N/A	N/A	N/A
Quixy	100%	0%	0.6	95%	5%	0%	0%	175	25
Forms On Fire	89%	11%	0.8	89%	0%	11%	0%	27	4
FormAssembly	86%	14%	1.2	90%	0%	5%	5%	5	11
Landbot	67%	33%	0.8	100%	0%	0%	0%	3	5
Zendesk Sunshine	43%	57%	1.2	71%	0%	0%	29%	N/A	14
Microsoft Power Apps	89%	11%	1.4	100%	0%	0%	0%	17	3
Caspio	90%	10%	1.4	100%	0%	0%	0%	275	8

(Additional Data for No-Code Development Platforms continues on next page)

*N/A is displayed when data is not publicly available.



Additional Data for No-Code Development Platforms (continued)

The table below highlights implementation and deployment data as indicated in real user reviews on G2.

Implementation

	Deployment		Implementation Time	Implementation Method				Number of Users Purchased	Contract Term
	Cloud	On-Premises	Avg. Months to Go Live	In-House Team	Seller Services Team	Third-Party Consultant	Don't know	Median Number of Users Bought	Avg. Contract Term (Months)
AppSheet	81%	19%	1.0	94%	0%	0%	6%	17	4
Jitterbit	38%	63%	2.1	52%	33%	10%	5%	17	11
Nintex	56%	44%	2.7	77%	14%	8%	1%	175	12
Softr	75%	25%	0.8	92%	0%	0%	8%	75	7
Appy Pie	38%	63%	1.6	76%	9%	3%	12%	5	9
Jotform Tables	71%	29%	1.6	86%	0%	0%	14%	7	9
Knack	81%	19%	1.3	100%	0%	0%	0%	75	7
Clappia	36%	64%	0.3	90%	10%	0%	0%	20	8
Process Street	80%	20%	1.5	80%	0%	0%	20%	75	3
Kintone	85%	15%	2.2	89%	11%	0%	0%	37	10
FlowForma Process Automation	61%	39%	2.0	71%	14%	5%	10%	175	16
GoFormz	50%	50%	1.2	73%	9%	0%	18%	75	10
Joget DX	18%	82%	3.9	64%	27%	0%	9%	37	3
airSlate WorkFlow	70%	30%	0.6	80%	0%	10%	10%	7	8
m-Power	0%	100%	N/A	67%	33%	0%	0%	17	N/A
ELMA365	60%	40%	N/A	100%	0%	0%	0%	N/A	N/A
Betty Blocks	N/A	N/A	N/A	N/A	N/A	N/A	N/A	N/A	N/A
AppMaster.io	N/A	N/A	N/A	N/A	N/A	N/A	N/A	N/A	N/A
Outgrow	N/A	N/A	N/A	100%	0%	0%	0%	N/A	N/A

(Additional Data for No-Code Development Platforms continues on next page)

*N/A is displayed when data is not publicly available.



Additional Data for No-Code Development Platforms (continued)

The table below highlights implementation and deployment data as indicated in real user reviews on G2.

Implementation

	Deployment		Implementation Time	Implementation Method				Number of Users Purchased	Contract Term
	Cloud	On-Premises	Avg. Months to Go Live	In-House Team	Seller Services Team	Third-Party Consultant	Don't know	Median Number of Users Bought	Avg. Contract Term (Months)
Ninox Database	83%	17%	1.1	100%	0%	0%	0%	7	6
Rocket Modern Experience Web Edition (Formerly Rocket LegaSuite Web)	29%	71%	N/A	N/A	N/A	N/A	N/A	N/A	N/A

(Additional Data for No-Code Development Platforms continues on next page)

*N/A is displayed when data is not publicly available.

Additional Data for No-Code Development Platforms (continued)

The table below highlights the average user adoption of each product as indicated in real user reviews on G2.

User Adoption and Return on Investment (ROI)

	User Adoption	Payback Period
	Average User Adoption	Estimated ROI (payback period in months)
Salesforce Platform	83%	15
Airtable	53%	4
Quickbase	73%	13
ServiceNow App Engine	30%	22
Bizagi	48%	19
Axpert Low Coding Platform	N/A	N/A
Creatio	80%	14
Jotform Apps	65%	6
Glide	54%	18
Kissflow	74%	8
AuraQuantic	87%	9
Budibase	N/A	N/A
Quixy	92%	8
Forms On Fire	86%	3
FormAssembly	64%	10
Landbot	60%	8
Zendesk Sunshine	79%	17
Microsoft Power Apps	43%	15
Caspio	84%	6

(Additional Data for No-Code Development Platforms continues on next page)

*N/A is displayed when data is not publicly available.

Additional Data for No-Code Development Platforms (continued)

The table below highlights the average user adoption of each product as indicated in real user reviews on G2.

User Adoption and Return on Investment (ROI)

	User Adoption	Payback Period
	Average User Adoption	Estimated ROI (payback period in months)
AppSheet	60%	10
Jitterbit	61%	12
Nintex	62%	18
Softr	53%	14
Appy Pie	57%	23
Jotform Tables	52%	20
Knack	77%	7
Clappia	81%	9
Process Street	45%	N/A
Kintone	59%	11
FlowForma Process Automation	61%	18
GoFormz	82%	21
Joget DX	46%	17
airSlate WorkFlow	55%	5
m-Power	76%	N/A
ELMA365	N/A	N/A
Betty Blocks	N/A	N/A
AppMaster.io	N/A	N/A
Outgrow	N/A	N/A

(Additional Data for No-Code Development Platforms continues on next page)

*N/A is displayed when data is not publicly available.



Additional Data for No-Code Development Platforms (continued)

The table below highlights the average user adoption of each product as indicated in real user reviews on G2.

User Adoption and Return on Investment (ROI)

	User Adoption	Payback Period
	Average User Adoption	Estimated ROI (payback period in months)
Ninox Database	50%	5
Rocket Modern Experience Web Edition (Formerly Rocket LegaSuite Web)	N/A	N/A
Average	65%	12

(Additional Data for No-Code Development Platforms continues on next page)

*N/A is displayed when data is not publicly available.



Additional Data for No-Code Development Platforms (continued)

The table below highlights third-party market presence data used to inform the G2's Market Presence Score that highlights each products impact and influence in the category.

Market Presence

	Seller Name	Year Founded	Employees on LinkedIn (Seller)	LinkedIn Followers
Salesforce Platform	Salesforce	1999	78,543	6,000,000
Airtable	Airtable	2012	821	151,253
Quickbase	Quickbase	2012	887	22,299
ServiceNow App Engine	ServiceNow	2004	29,567	1,088,000
Bizagi	Bizagi	1989	456	49,391
Axpert Low Coding Platform	Agile Labs	2001	127	4,075
Creatio	Creatio	2014	864	104,000
Jotform Apps	Jotform	2006	762	181,112
Glide	Glide	2018	88	16,417
Kissflow	KissFlow	2012	563	158,854
AuraQuantic	AuraQuantic	2002	106	7,960
Budibase	Budibase	2019	21	2,921
Quixy	Quixy	2019	279	29,099
Forms On Fire	Forms On Fire, Inc.	2012	14	1,544
FormAssembly	FormAssembly Inc.	2006	140	16,084
Landbot	Landbot.io	2017	73	10,766
Zendesk Sunshine	Zendesk	2007	6,641	561,000
Microsoft Power Apps	Microsoft	1975	238,990	24,695,238
Caspio	Caspio	2000	230	7,998

(Additional Data for No-Code Development Platforms continues on next page)

*N/A is displayed when data is not publicly available.



Additional Data for No-Code Development Platforms (continued)

The table below highlights third-party market presence data used to inform the G2's Market Presence Score that highlights each products impact and influence in the category.

Market Presence

	Seller Name	Year Founded	Employees on LinkedIn (Seller)	LinkedIn Followers
AppSheet	AppSheet	2014	22	8,580
Jitterbit	Jitterbit	2003	397	60,403
Nintex	Nintex	2006	1,234	50,674
Softr	Softr	2020	63	20,985
Appy Pie	Appy Pie LLP	2015	279	59,743
Jotform Tables	Jotform	2006	762	181,112
Knack	Knack	2010	90	7,552
Clappia	Clapptron Technologies Private Limited	2018	22	3,202
Process Street	Process Street	2014	52	32,912
Kintone	Kintone	1997	87	9,806
FlowForma Process Automation	FlowForma	2012	29	7,717
GoFormz	GoFormz	2012	71	7,342
Joget DX	Joget	2014	66	3,945
airSlate WorkFlow	airSlate	2006	963	10,749
m-Power	mrc	1981	8	177
ELMA365	ELMA Global a.s.		2	49
Betty Blocks	Betty Blocks	2016	111	8,916
AppMaster.io	AppMaster.io	2020	28	2,966
Outgrow	Outgrow	2012	71	4,506

(Additional Data for No-Code Development Platforms continues on next page)

*N/A is displayed when data is not publicly available.



Additional Data for No-Code Development Platforms (continued)

The table below highlights third-party market presence data used to inform the G2's Market Presence Score that highlights each products impact and influence in the category.

Market Presence

	Seller Name	Year Founded	Employees on LinkedIn (Seller)	LinkedIn Followers
Ninox Database	Ninox Software GmbH	2013	86	5,896
Rocket Modern Experience Web Edition (Formerly Rocket LegaSuite Web)	Rocket Software	1990	3,913	61,348

*N/A is displayed when data is not publicly available.