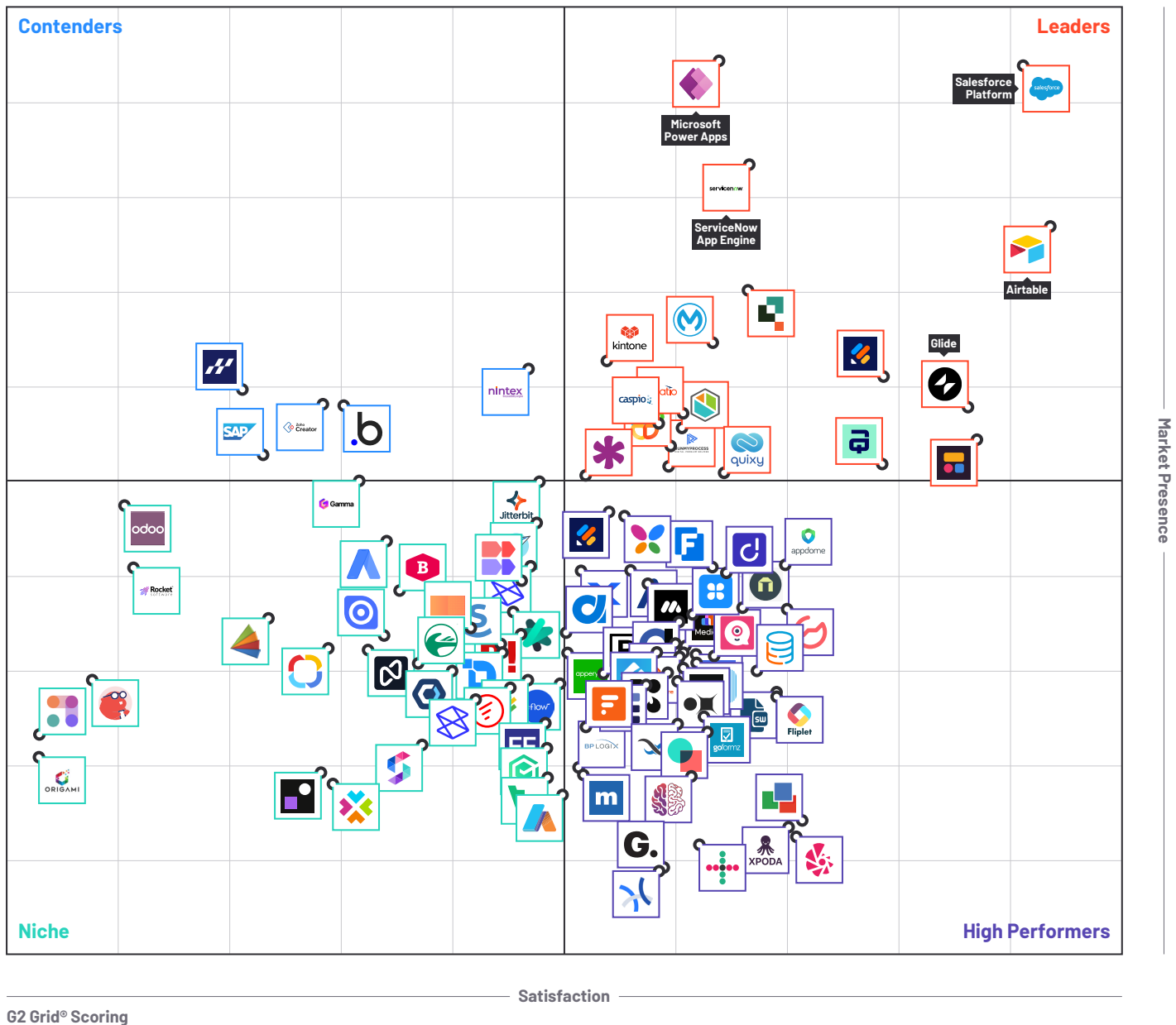


Grid® Report for No-Code Development Platforms

Winter 2026



No-Code Development Platforms



G2 Grid® Scoring

(No-Code Development Platforms continues on next page)

No-Code Development Platforms (continued)

No-Code Development Platforms Definition

No-code development platforms revolutionize the software development process by providing intuitive drag-and-drop tools, allowing businesses to create applications swiftly and efficiently without coding expertise.

These platforms boast [What You See Is What You Get \(WYSIWYG\) editors](#) and drag-and-drop components, enabling users, both developers and non-developers alike, to engage in rapid application development with tailored workflows and functionality.

The [best no-code development platforms](#) offer a range of features, including templates for workflows, libraries of elements, and customizable interfaces, facilitating the creation of fully functional applications without delving into the intricacies of coding. Additionally, products in the no-code category typically do not provide access to source code or the ability to modify code.

It's crucial to distinguish these products from [low-code development platforms](#), as no-code development platforms prioritize simplicity and speed over extensive functionality and customization.

To qualify for inclusion in the no-code development platforms category, a product must:

- ▶ Seamless assembly of applications through user-friendly drag-and-drop elements
- ▶ Empower non-coders and individuals with limited technical expertise to build applications
- ▶ Connect to databases, web services, or APIs for robust data integration
- ▶ Implement robust security features to safeguard applications and data
- ▶ Support scalable development, accommodating diverse business project sizes

No-Code Development Platforms Grid® Scoring Description

Products shown on the Grid® for No-Code Development Platforms have received a minimum of 10 reviews/ratings in data gathered by November 04, 2025. Products are ranked by customer satisfaction (based on user reviews) and market presence (based on market share, seller size, and social impact) and placed into four categories on the Grid®:

- ▶ Products in the Leader quadrant are rated highly by G2 users and have substantial Market Presence scores. Leaders include: [Salesforce Platform](#), [Airtable](#), [Microsoft Power Apps](#), [ServiceNow App Engine](#), [Glide](#), [Softr](#), [Jotform Apps](#), [Quickbase](#), [AuraQuantic](#), [MuleSoft Automation](#), [Creatio](#), [Kintone](#), [Bizagi](#), [Quixy](#), [Caspio](#), [RunMyProcess](#), [Appy Pie](#), and [Knack](#)
- ▶ High Performing products have high customer Satisfaction scores and low Market Presence compared to the rest of the category. High Performers include: [Appdome](#), [Outgrow](#), [Dorik](#), [FormAssembly](#), [Intrexx](#), [Kissflow](#), [Jotform Tables](#), [AppMaster.io](#), [Tadabase](#), [MindStudio](#), [Axpert Low Coding Platform](#), [SpreadsheetWEB](#), [Fliplet](#), [Alpha Anywhere](#), [Landbot](#), [ToolJet](#), [Median.co](#), [Sterlo](#), [Assembly](#), [Clappia](#), [Xano](#), [Forms On Fire](#), [Ycode](#), [Process Street](#), [Appfarm](#), [Buildfire](#), [GoFormz](#), [involve.me](#), [Flatlogic](#), [GW Apps](#), [AgilePoint NX](#), [Backendless](#), [BRYTER](#), [Xpoda](#), [Toca.io](#), [Appery.io](#), [Best Brain](#), [Formaloo](#), [Qalco](#), [BP Logix](#), [The m-Power Development Platform](#), [Grid](#), and [ObjectGears](#)
- ▶ Contender products have relatively low customer Satisfaction scores and high Market Presence compared to the rest of the category. While they may have positive reviews, they do not have enough reviews to validate those ratings. Contenders include: [Nintex](#), [Bubble](#), [Zoho Creator](#), [OnBase](#), and [SAP Build](#)
- ▶ Niche products have relatively low Satisfaction scores and low Market Presence compared to the rest of the category. While they may have positive reviews, they do not have enough reviews to validate those ratings. Niche products include: [Jitterbit](#), [AppSheet](#), [FlutterFlow](#), [Budibase](#), [Gamma AI](#), [Fibery](#), [Ragic](#), [AppMySite](#), [Cflow](#), [airSlate WorkFlow](#), [Directual platform](#), [Ushur](#), [Stackby](#), [Betty Blocks](#), [FireStart](#), [FlowForma Process Automation](#), [PagerDuty Process Automation](#), [Checkbox](#), [Stacker](#), [Joget DX](#), [Ninox](#), [Twinr](#), [Appify](#), [Noloco](#), [ELMA365](#), [Apache Isis](#), [SuprSend](#), [Odoo Studio](#), [Rocket Modern Experience Web Edition \(Formerly Rocket LegaSuite Web\)](#), [Internal](#), [PhixFlow](#), [Thunkable](#), [WEM APAC](#), and [Origami](#)



Grid® Scores for No-Code Development Platforms

The table below shows the Satisfaction and Market Presence scores that determine product placement on the Grid®. To learn more about each of the products, please see the profile section.

Leaders

	# of Reviews	Satisfaction	Market Presence	G2 Score
Salesforce Platform	585	94	99	96
Airtable	893	96	80	88
Microsoft Power Apps	234	65	99	82
ServiceNow App Engine	303	68	87	77
Glide	688	89	59	74
Softr	422	89	55	72
Jotform Apps	247	81	62	71
Quickbase	452	68	72	70
AuraQuantic	42	80	52	66
MuleSoft Automation	14	64	66	65
Creatio	183	62	58	60
Kintone	113	54	64	59
Bizagi	51	61	56	59
Quixy	123	65	51	58
Caspio	115	59	57	58
RunMyProcess	12	60	54	57
Appy Pie	704	60	52	56
Knack	85	52	51	51

(Grid® Scores for No-Code Development Platforms continues on next page)

* Products are ordered by G2 Score. Satisfaction score is used as a tiebreaker if two products have the same G2 Score.



Grid® Scores for No-Code Development Platforms (continued)

The table below shows the Satisfaction and Market Presence scores that determine product placement on the Grid®. To learn more about each of the products, please see the profile section.

High Performers

	# of Reviews	Satisfaction	Market Presence	G2 Score
Appdome	17	71	40	56
Outgrow	69	71	35	53
Dorik	84	65	39	52
FormAssembly	51	64	40	52
Intrex	43	67	35	51
Kissflow	73	56	46	51
Jotform Tables	92	54	46	50
AppMaster.io	80	62	34	48
Tadabase	17	69	28	48
MindStudio	10	58	38	48
Axpert Low Coding Platform	48	56	39	48
SpreadsheetWEB	29	70	25	48
Fliplet	16	70	25	48
Alpha Anywhere	13	61	33	47
Landbot	132	64	29	47
ToolJet	29	63	30	46
Median.co	18	62	30	46
Sterlo	35	61	31	46
Assembly	27	61	30	46

(Grid® Scores for No-Code Development Platforms continues on next page)

* Products are ordered by G2 Score. Satisfaction score is used as a tiebreaker if two products have the same G2 Score.



Grid® Scores for No-Code Development Platforms (continued)

The table below shows the Satisfaction and Market Presence scores that determine product placement on the Grid®. To learn more about each of the products, please see the profile section.

High Performers (continued)

	# of Reviews	Satisfaction	Market Presence	G2 Score
Clappia	75	63	29	46
Xano	61	52	39	46
Forms On Fire	76	61	29	45
Ycode	24	61	28	45
Process Street	58	59	30	44
Appfarm	12	61	27	44
Buildfire	18	60	27	44
GoFormz	25	63	22	43
involve.me	19	64	21	42
Flatlogic	28	58	26	42
GW Apps	12	73	10	41
AgilePoint NX	18	50	32	41
Backendless	30	61	21	41
BRYTER	39	54	27	41
Xpoda	22	71	9	40
Toca.io	16	72	8	40
Appery.io	10	50	30	40
Best Brain	10	62	15	39
Formaloo	42	52	21	37

(Grid® Scores for No-Code Development Platforms continues on next page)

* Products are ordered by G2 Score. Satisfaction score is used as a tiebreaker if two products have the same G2 Score.

Grid® Scores for No-Code Development Platforms (continued)

The table below shows the Satisfaction and Market Presence scores that determine product placement on the Grid®. To learn more about each of the products, please see the profile section.

High Performers (continued)

	# of Reviews	Satisfaction	Market Presence	G2 Score
Qalwise	14	63	7	35
BP Logix	13	51	16	34
m-Power	22	52	15	34
Grid	22	60	5	32
ObjectGears	10	59	4	32

Contenders

Nintex	686	47	63	55
Bubble	147	29	59	44
Zoho Creator	24	27	59	43
OnBase	26	19	61	40
SAP Build	18	21	53	37

(Grid® Scores for No-Code Development Platforms continues on next page)

* Products are ordered by G2 Score. Satisfaction score is used as a tiebreaker if two products have the same G2 Score.

Grid[®] Scores for No-Code Development Platforms (continued)

The table below shows the Satisfaction and Market Presence scores that determine product placement on the Grid[®]. To learn more about each of the products, please see the profile section.

Niche

	# of Reviews	Satisfaction	Market Presence	G2 Score
Jitterbit	127	48	50	49
AppSheet	338	47	45	46
FlutterFlow	21	47	40	43
Budibase	38	46	38	42
Gamma AI	15	31	50	40
Fibery	63	45	35	40
Ragic	19	46	32	39
AppMySite	302	33	43	38
Cflow	24	50	26	38
airSlate WorkFlow	25	44	31	37
Directual platform	13	44	30	37
Ushur	11	41	33	37
Stackby	40	47	27	37
Betty Blocks	48	34	37	36
FireStart	14	45	26	35
FlowForma Process Automation	56	48	22	35
PagerDuty Process Automation	11	39	28	34
Checkbox	17	48	19	34
Stacker	11	42	24	33

(Grid[®] Scores for No-Code Development Platforms continues on next page)

* Products are ordered by G2 Score. Satisfaction score is used as a tiebreaker if two products have the same G2 Score.



Grid® Scores for No-Code Development Platforms (continued)

The table below shows the Satisfaction and Market Presence scores that determine product placement on the Grid®. To learn more about each of the products, please see the profile section.

Niche (continued)

	# of Reviews	Satisfaction	Market Presence	G2 Score
Joget DX	38	36	29	32
Ninox Database	162	33	32	32
Twinr	13	49	15	32
Appify	10	50	13	32
Noloco	32	31	30	31
ELMA365	22	28	30	29
Apache Isis	12	22	34	28
SuprSend	19	37	19	28
Odoo Studio	13	8	47	28
Rocket Modern Experience Web Edition (Formerly Rocket LegaSuite Web)	16	9	40	24
Internal	12	27	16	21
PhixFlow	14	28	14	21
Thunkable	30	5	27	16
WEM APAC	12	0	20	10
Origami	10	0	18	9

* Products are ordered by G2 Score. Satisfaction score is used as a tiebreaker if two products have the same G2 Score.



Grid® Methodology

Grid® Rating Methodology

The Grid® represents the democratic voice of real software users, rather than the subjective opinion of one analyst. G2 rates products from the No-Code Development Platforms category algorithmically based on data sourced from product reviews shared by G2 users and data sourced from third parties.

Technology buyers can use the Grid® to help them quickly select the best products for their businesses and to find peers with similar experiences. For sellers, media, investors, and analysts, the Grid® provides benchmarks for product comparison and market trend analysis.

Grid® Scoring Methodology

The Grid® Report for No-Code Development Platforms | Winter 2026 is based on reviews collected through November 04, 2025. We apply unique algorithms to this data to calculate Satisfaction (v4.0) and Market Presence (v7.0) scores for the Winter 2026 report quarter. To view the No-Code Development Platforms Grid® with the most recent data, please visit the [No-Code Development Platforms](#) page. For more details on Grid® Scoring, please view the [G2 Scoring Methodology here](#).

Grid® Categorization Methodology

Making G2 research relevant and easy for people to use as they evaluate and select business software products is one of our most important goals. In support of that goal, organizing products and software companies in a well-defined structure that makes capturing, evaluating, and displaying reviews and other research in an orderly manner is a critical part of the research process.

To manage the process of categorizing the software products and the related reviews in the G2 community, G2 follows a publicly available [categorization methodology](#). All products appearing on the Grid® have passed through G2's categorization methodology and meet G2's category standards.

Many terms that appear regularly across G2 and are used to aid in product categorization warrant a definition to facilitate buyer understanding. These terms may be included within reviews from the G2 community or in executive summaries for products included on the Grid®. A [list of standard definitions](#) is available to G2 users to eliminate confusion and ease the buying process.

Rating Changes and Dynamics

The ratings in this report are based on a snapshot of the user reviews and third-party data collected by G2 up through November 04, 2025. The ratings may change as the products are further developed, the sellers grow, and as additional opinions are shared by users. G2 updates the ratings on its website in real time as additional data is received, and this report will be updated as significant data is received. By improving their products and support and/or by having more satisfied customer voices heard, Contenders may become Leaders and Niche sellers may become High Performers.

Trust

Keeping our ratings unbiased is our top priority. G2 follows defined community guidelines to ensure privacy, and authenticity for users and reviews. For more details, please view the [G2 Community Guidelines here](#).

(Grid® Methodology continues on next page)

** Net Promoter, Net Promoter System, Net Promoter Score, NPS and the NPS-related emoticons are registered trademarks of Bain & Company, Inc., Fred Reichheld and Satmetrix Systems, Inc.



Grid® Methodology (continued)

Grid® Inclusion Criteria

All products in a G2 category that have at least 10 reviews from real users of the product are included on the Grid®. Inviting other users, such as colleagues and peers, to join G2 and share authentic product reviews will accelerate this process.

If a product is not yet listed on G2 and it fits the market definition above, then users are encouraged to [suggest its addition](#) to our [No-Code Development Platforms category](#).

Product Profiles

Product profiles and detailed charts are included for products with 10 or more reviews.



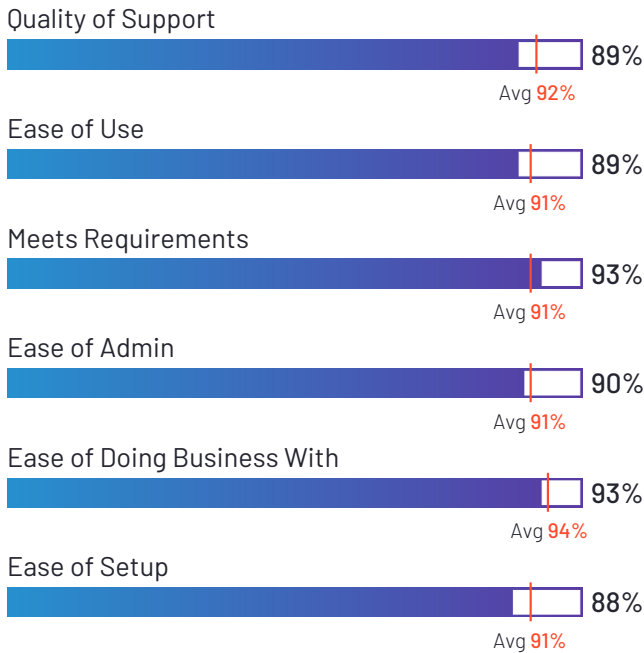
Salesforce Platform

4.5 ★★★★★ (3,756)

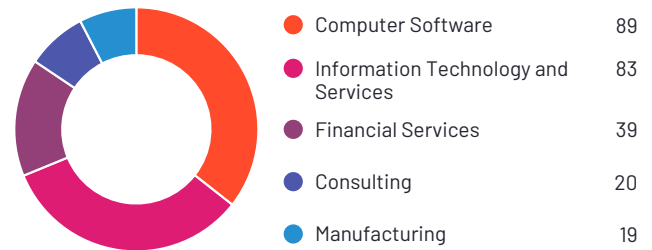


Salesforce Platform has been named a Leader based on receiving a high customer Satisfaction score and having a large Market Presence. 97% of users rated it 4 or 5 stars, 91% of users believe it is headed in the right direction, and users said they would be likely to recommend Salesforce Platform at a rate of 92%. Salesforce Platform is also in the Application Development Platforms, Consent Management Platform (CMP), Workplace Innovation Platforms, Data Masking, Privileged Access Management (PAM), Customer Identity and Access Management (CIAM), Cloud Migration, Drag and Drop App Builder, Low-Code Development Platforms, Software Testing, Identity and Access Management (IAM), Cloud Platform as a Service (PaaS), DevOps Platforms, and AI Code Generation categories.

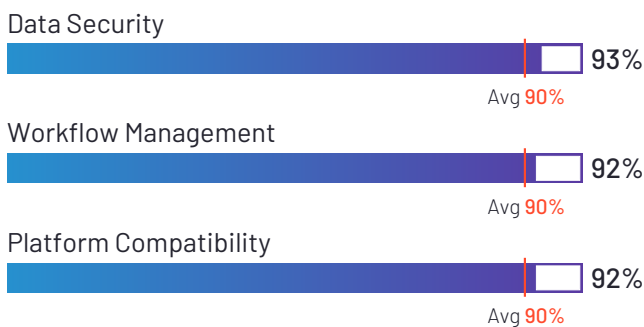
Satisfaction Ratings



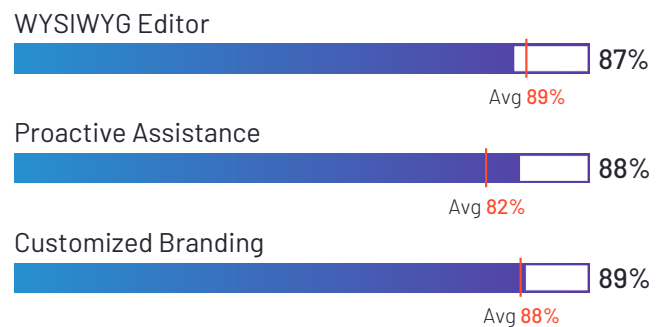
Top Industries Represented



Highest-Rated Features



Lowest-Rated Features



Ownership
Salesforce



HQ Location
San Francisco, CA



Year Founded
1999



Employees (Listed On LinkedIn)
83,838



Company Website
salesforce.com



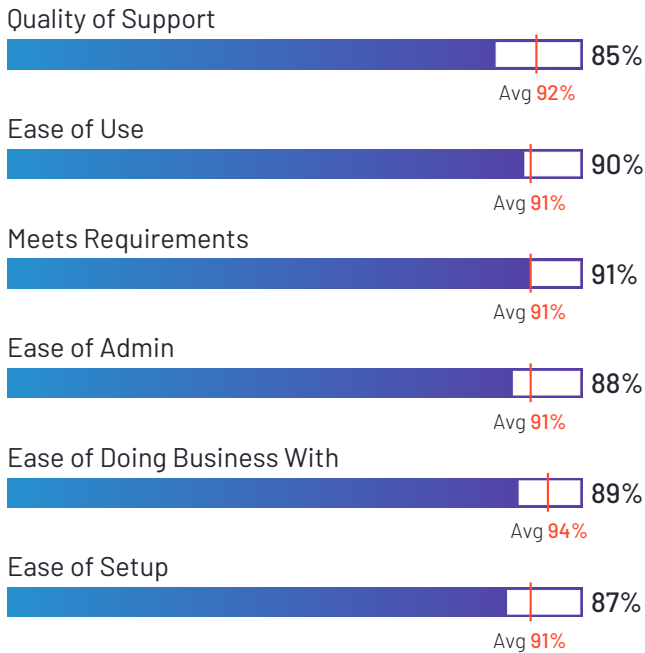
Airtable

4.6 ★★★★★ (3,112)

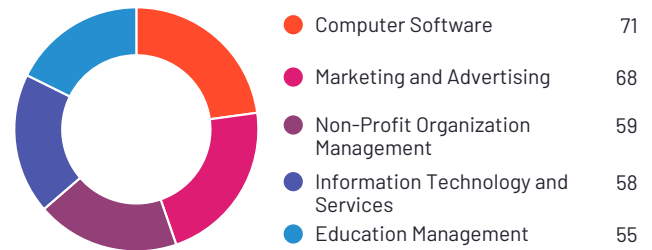


Airtable has been named a Leader based on receiving a high customer Satisfaction score and having a large Market Presence. Airtable received the highest Satisfaction score among products in No-Code Development Platforms. 98% of users rated it 4 or 5 stars, 92% of users believe it is headed in the right direction, and users said they would be likely to recommend Airtable at a rate of 94%. Airtable is also in the Strategy and Innovation Roadmapping Tools, Product Management, Task Management, Project Management, AI Agents For Business Operations, and AI App Builder categories.

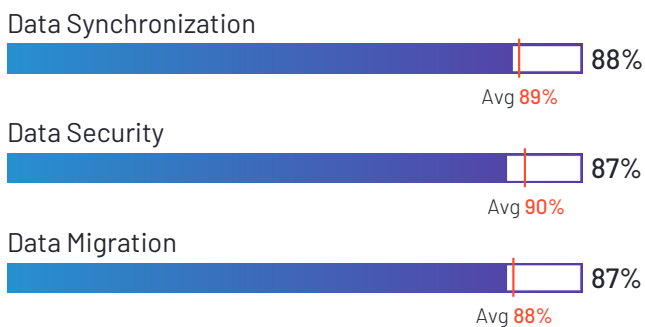
Satisfaction Ratings



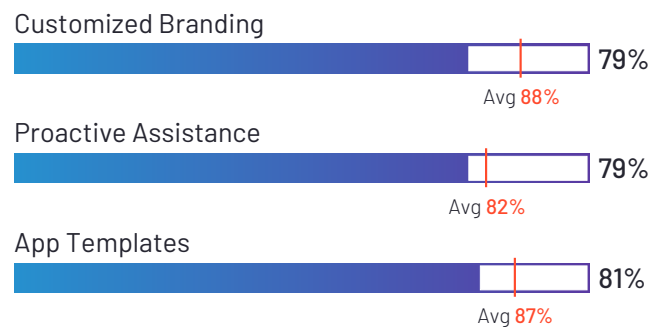
Top Industries Represented



Highest-Rated Features



Lowest-Rated Features



Ownership
Airtable



HQ Location
San Francisco, California



Year Founded
2012



Employees (Listed On LinkedIn)
937



Company Website
airtable.com



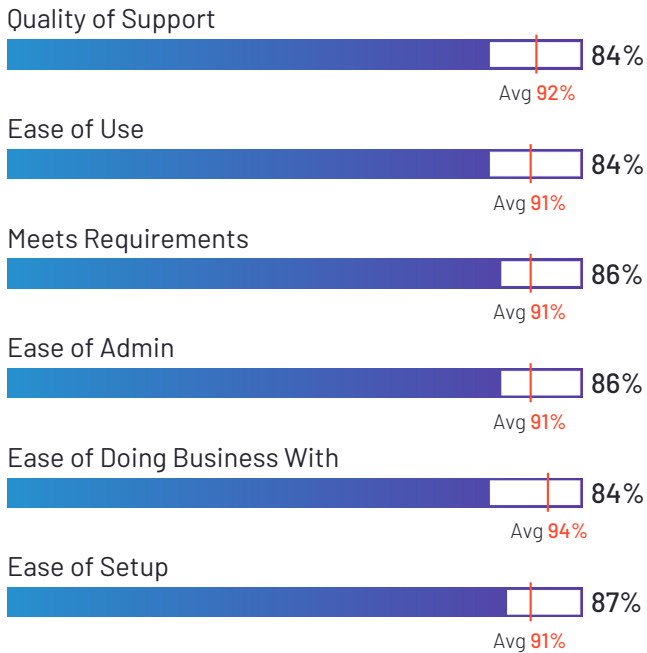
Microsoft Power Apps

4.3 ★★★★★ (367)



Microsoft Power Apps has been named a Leader based on receiving a high customer Satisfaction score and having a large Market Presence. Microsoft Power Apps has the largest Market Presence among products in No-Code Development Platforms. 92% of users rated it 4 or 5 stars, 90% of users believe it is headed in the right direction, and users said they would be likely to recommend Microsoft Power Apps at a rate of 85%. Microsoft Power Apps is also in the Low-Code Development Platforms and AI App Builder categories.

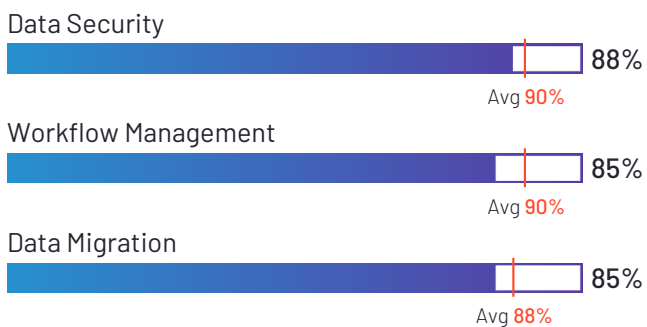
Satisfaction Ratings



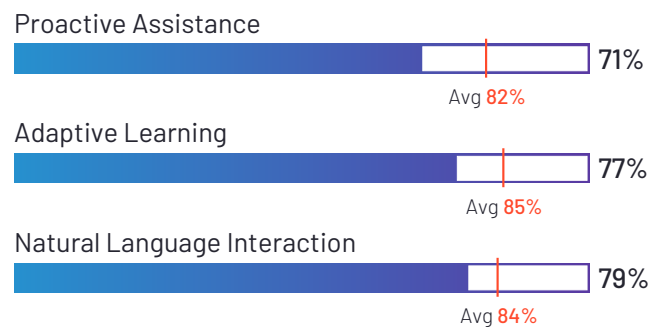
Top Industries Represented



Highest-Rated Features



Lowest-Rated Features



Ownership
Microsoft



HQ Location
Redmond, Washington



Year Founded
1975



Employees (Listed On LinkedIn)
220,934



Company Website
microsoft.com



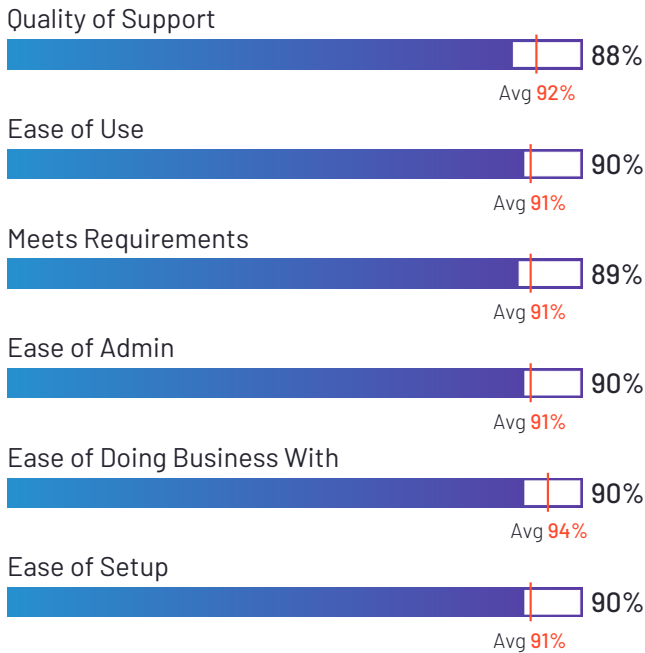
ServiceNow App Engine

4.5 ★★★★★ (773)




ServiceNow App Engine has been named a Leader based on receiving a high customer Satisfaction score and having a large Market Presence. 96% of users rated it 4 or 5 stars, 97% of users believe it is headed in the right direction, and users said they would be likely to recommend ServiceNow App Engine at a rate of 91%. ServiceNow App Engine is also in the Low-Code Development Platforms, Application Development Platforms, Mobile Development Platforms, and AI App Builder categories.

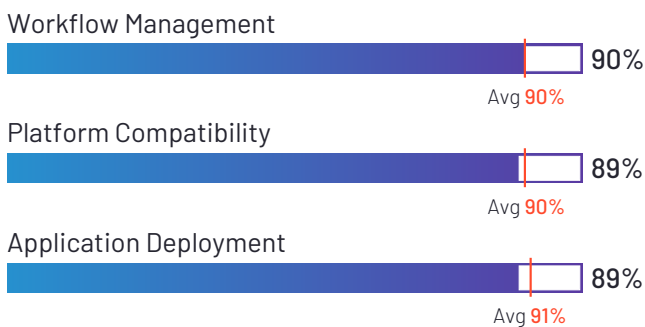
Satisfaction Ratings



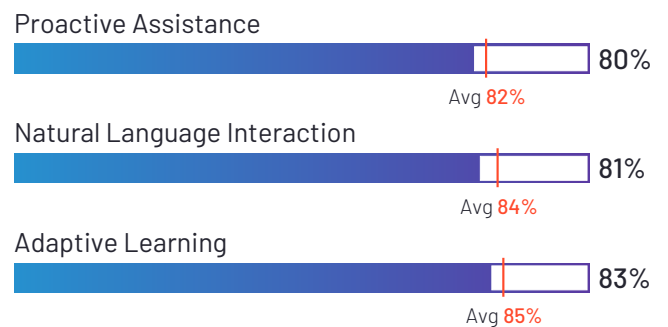
Top Industries Represented



Highest-Rated Features



Lowest-Rated Features



Ownership
ServiceNow



HQ Location
Santa Clara, CA



Year Founded
2004



Employees (Listed On LinkedIn)
30,388



Company Website
[servicenow.com](https://www.servicenow.com)



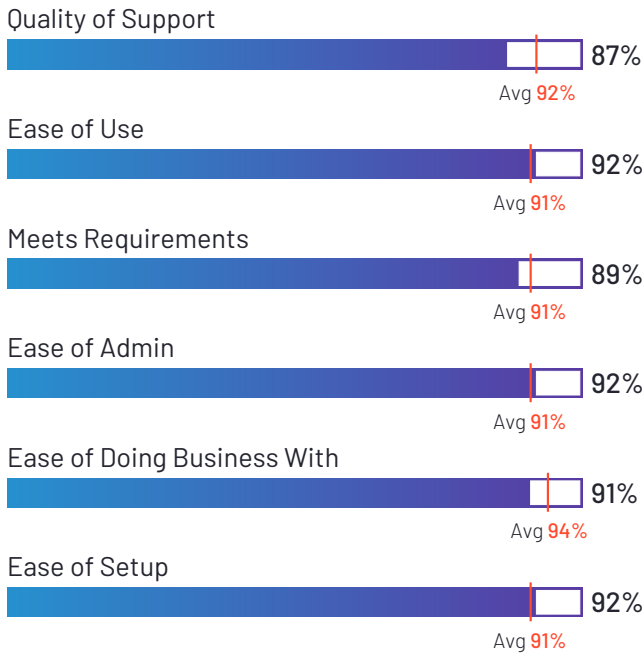
Glide

4.7 ★★★★★ (750)




Glide has been named a Leader based on receiving a high customer Satisfaction score and having a large Market Presence. 99% of users rated it 4 or 5 stars, 94% of users believe it is headed in the right direction, and users said they would be likely to recommend Glide at a rate of 95%. Glide is also in the Drag and Drop App Builder and Workplace Innovation Platforms categories.

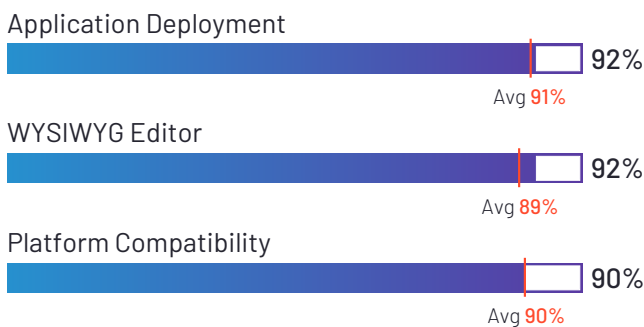
Satisfaction Ratings



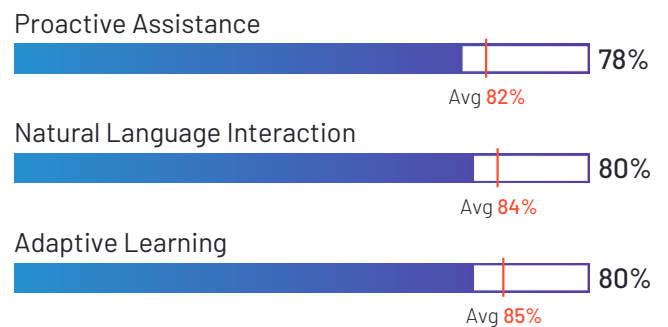
Top Industries Represented



Highest-Rated Features



Lowest-Rated Features



Ownership
Glide



HQ Location
San Francisco, CA




Year Founded
2018



Employees (Listed
On LinkedIn)
104



Company Website
glideapps.com



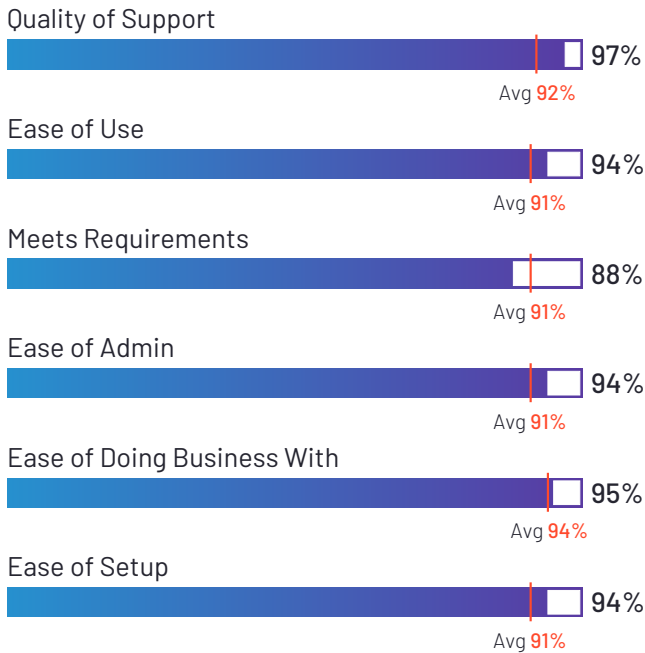
Softr

4.7 ★★★★★ (630)



Softr has been named a Leader based on receiving a high customer Satisfaction score and having a large Market Presence. 100% of users rated it 4 or 5 stars, 97% of users believe it is headed in the right direction, and users said they would be likely to recommend Softr at a rate of 95%. Softr is also in the Client Portal, Workplace Innovation Platforms, Employee Intranet, Drag and Drop App Builder, CRM, Application Development Platforms, and AI App Builder categories.

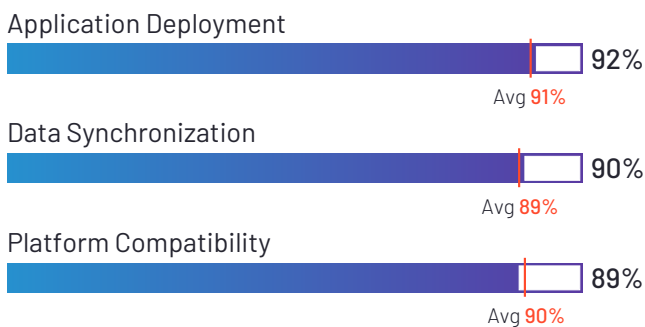
Satisfaction Ratings



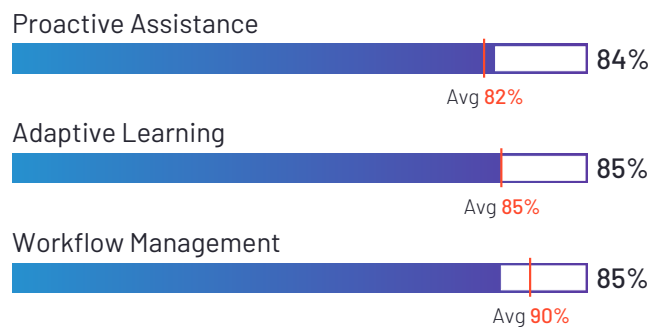
Top Industries Represented



Highest-Rated Features



Lowest-Rated Features



Ownership
Softr



HQ Location
Berlin, DE



Year Founded
2020



Employees (Listed
On LinkedIn)
65



Company Website
softr.io



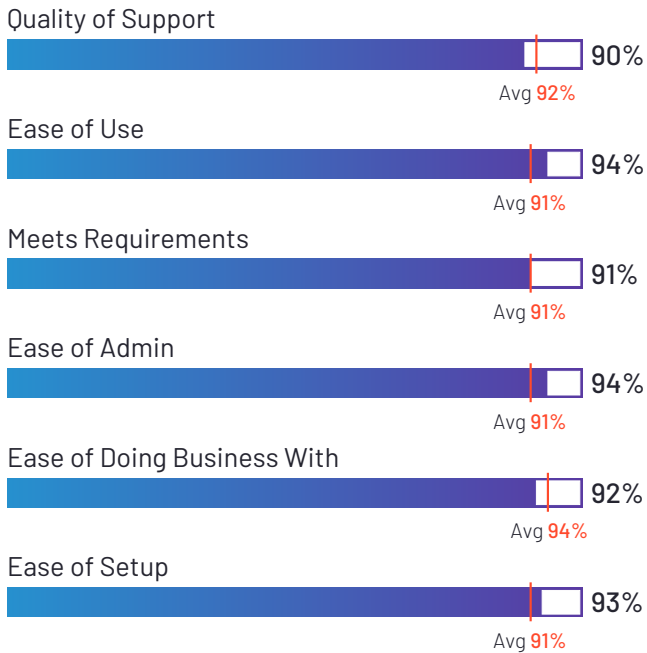
Jotform Apps

4.7 ★★★★★ (358)

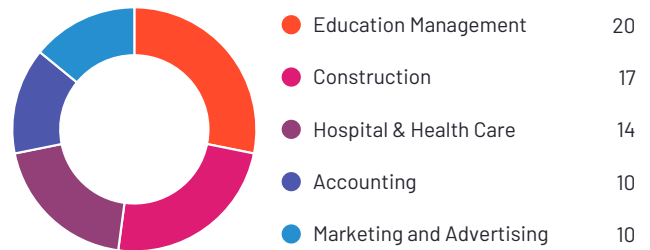


Jotform Apps has been named a Leader based on receiving a high customer Satisfaction score and having a large Market Presence. 98% of users rated it 4 or 5 stars, 98% of users believe it is headed in the right direction, and users said they would be likely to recommend Jotform Apps at a rate of 94%. Jotform Apps is also in the Drag and Drop App Builder category.

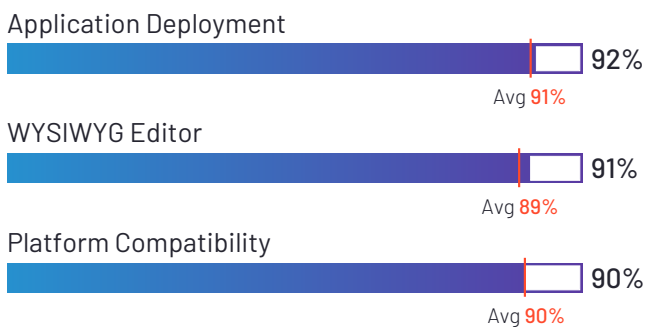
Satisfaction Ratings



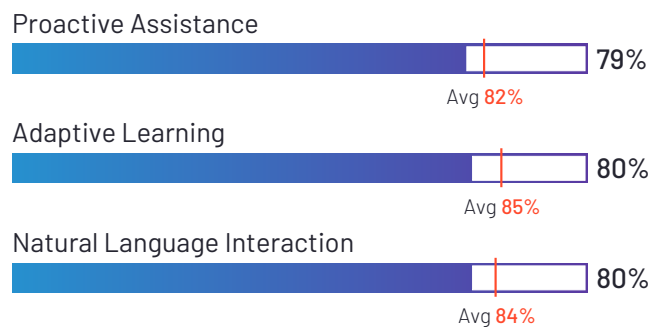
Top Industries Represented



Highest-Rated Features



Lowest-Rated Features



Ownership
Jotform



HQ Location
San Francisco,
California



Year Founded
2006



**Employees (Listed
On LinkedIn)**
813



Company Website
jotform.com



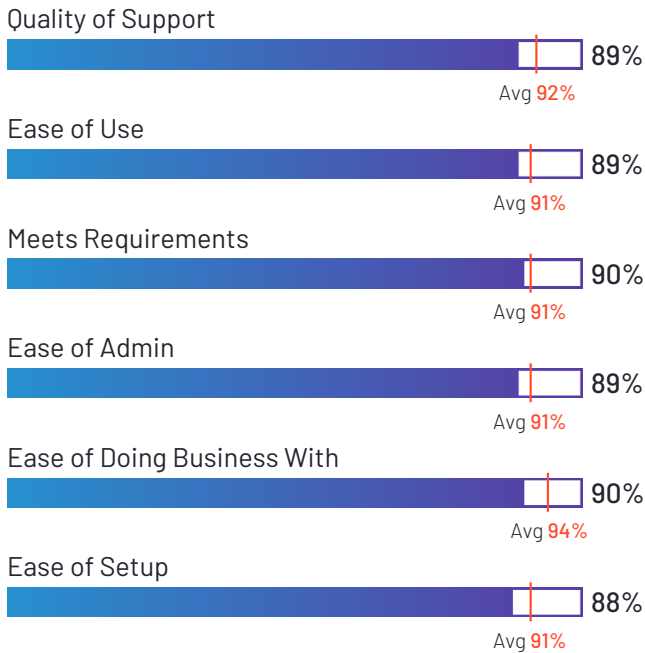
Quickbase

4.4 ★★★★★ (1,253)




Quickbase has been named a Leader based on receiving a high customer Satisfaction score and having a large Market Presence. 94% of users rated it 4 or 5 stars, 90% of users believe it is headed in the right direction, and users said they would be likely to recommend Quickbase at a rate of 90%. Quickbase is also in the Work Management, Project Collaboration, Low-Code Development Platforms, Project Management, Workplace Innovation Platforms, Procore App Marketplace Partners, Project and Portfolio Management, Application Development Platforms, and AI App Builder categories.

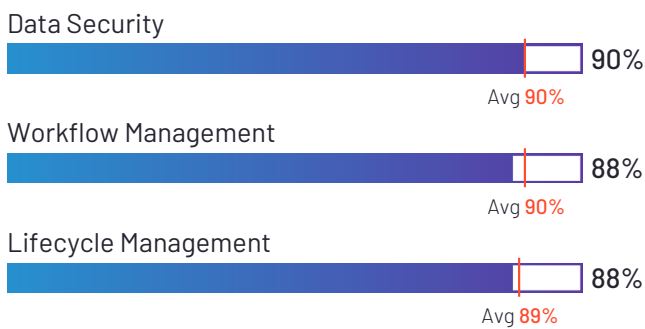
Satisfaction Ratings



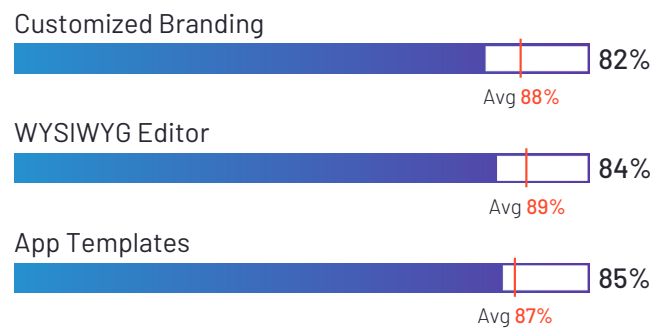
Top Industries Represented



Highest-Rated Features



Lowest-Rated Features



Ownership
Quickbase



HQ Location
Boston, MA



Year Founded
2012



Employees (Listed On LinkedIn)
840



Company Website
quickbase.com



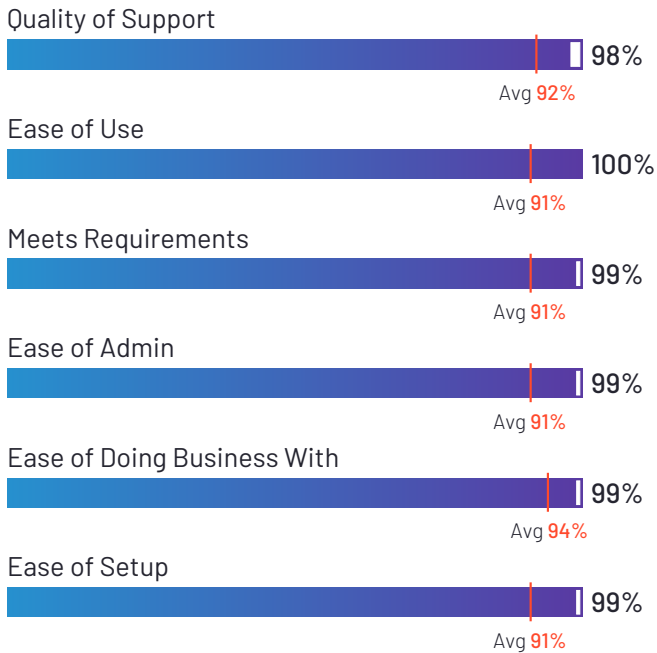
AuraQuantic

4.9 ★★★★★ (48)

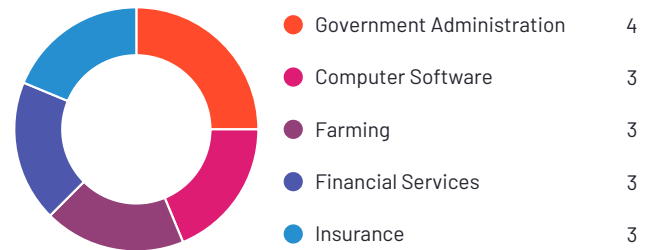


AuraQuantic has been named a Leader based on receiving a high customer Satisfaction score and having a large Market Presence. 100% of users rated it 4 or 5 stars, 100% of users believe it is headed in the right direction, and users said they would be likely to recommend AuraQuantic at a rate of 100%. AuraQuantic is also in the Digital Process Automation (DPA), Business Automation Platforms (BAPs), Business Process Management, and Process Orchestration categories.

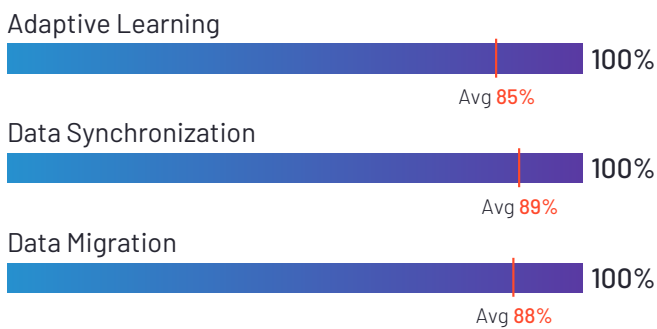
Satisfaction Ratings



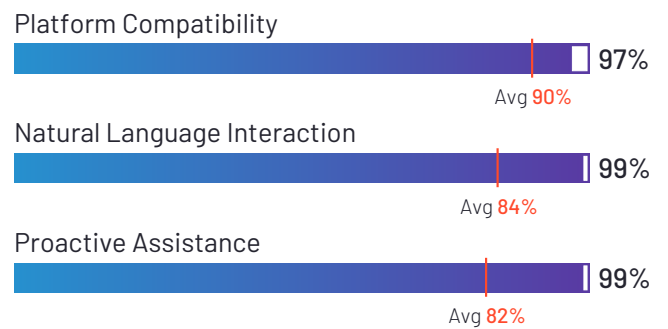
Top Industries Represented



Highest-Rated Features



Lowest-Rated Features



Ownership
AuraQuantic



HQ Location
Miami, FL



Year Founded
2002



Employees (Listed
On LinkedIn)
87



Company Website
auraquantic.com



MuleSoft Automation

4.4 ★★★★★ (27)




MuleSoft Automation has been named a Leader based on receiving a high customer Satisfaction score and having a large Market Presence. 100% of users rated it 4 or 5 stars, 100% of users believe it is headed in the right direction, and users said they would be likely to recommend MuleSoft Automation at a rate of 87%. MuleSoft Automation is also in the Robotic Process Automation (RPA), Workflow Management, and Digital Process Automation (DPA) categories.

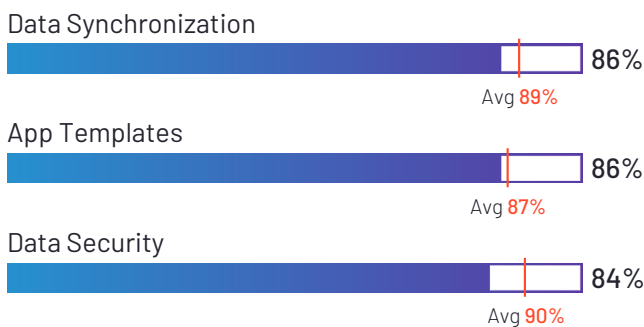
Satisfaction Ratings



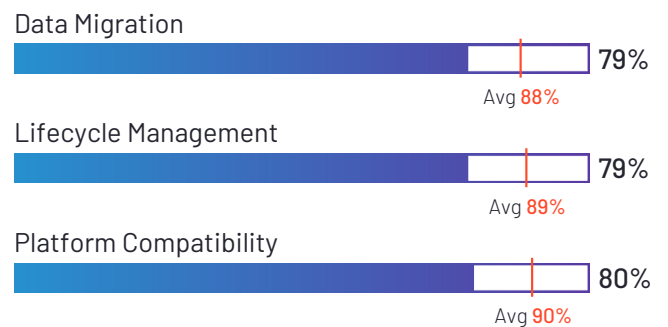
Top Industries Represented



Highest-Rated Features



Lowest-Rated Features



Ownership
Salesforce



HQ Location
San Francisco, CA



Year Founded
1999



Employees (Listed On LinkedIn)
83,838



Company Website
salesforce.com



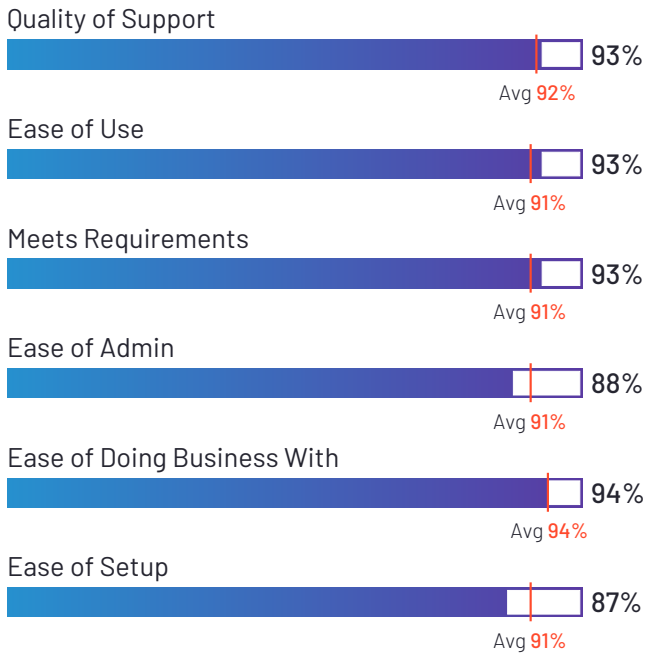
Creatio

4.7 ★★★★★ (306)



Creatio has been named a Leader based on receiving a high customer Satisfaction score and having a large Market Presence. 99% of users rated it 4 or 5 stars, 95% of users believe it is headed in the right direction, and users said they would be likely to recommend Creatio at a rate of 94%. Creatio is also in the Retail Analytics, Workflow Management, Digital Process Automation (DPA), Retail Distributed Order Management Systems, Sales Analytics, Lead Capture, CRM, Help Desk, Contact Center, AI Agents For Business Operations, and Revenue Operations & Intelligence (RO&I) categories.

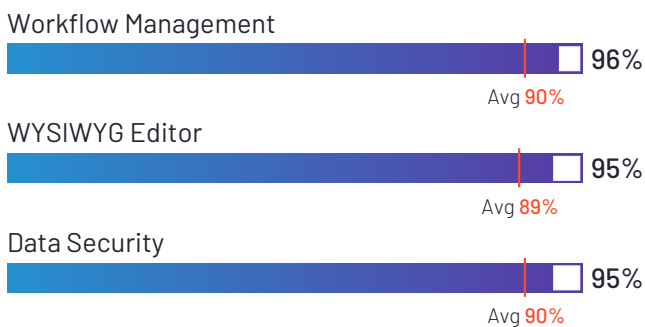
Satisfaction Ratings



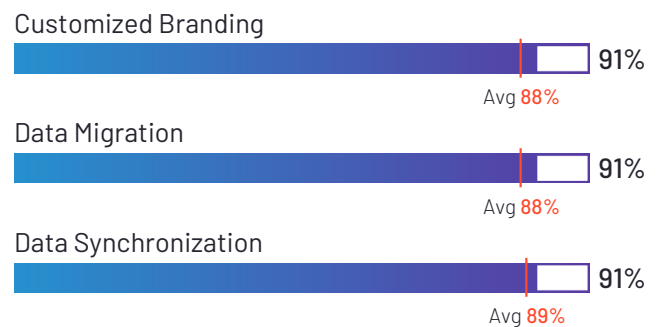
Top Industries Represented



Highest-Rated Features



Lowest-Rated Features



Ownership
Creatio



HQ Location
Boston, Massachusetts



Year Founded
2014



Employees (Listed On LinkedIn)
1,034



Company Website
creatio.com



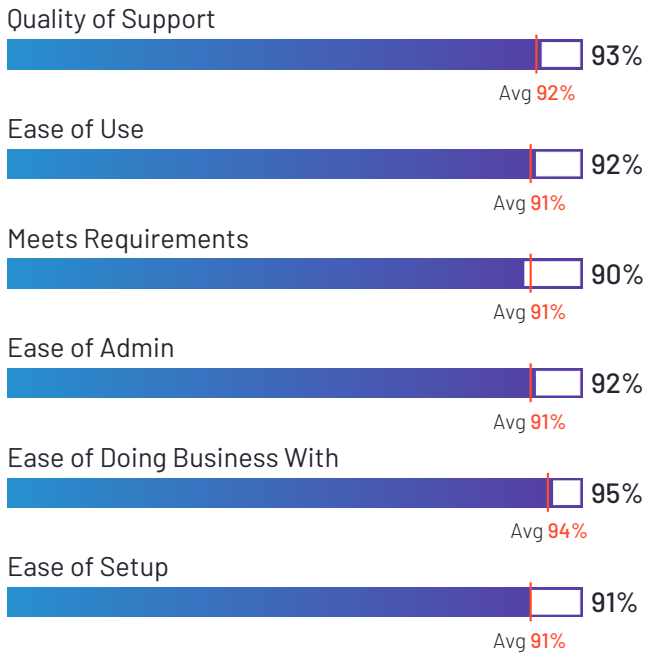
Kintone

4.6 ★★★★★ (248)



Kintone has been named a Leader based on receiving a high customer Satisfaction score and having a large Market Presence. 98% of users rated it 4 or 5 stars, 86% of users believe it is headed in the right direction, and users said they would be likely to recommend Kintone at a rate of 93%. Kintone is also in the Workflow Management, Inventory Control, Desktop Database, Warehouse Management, Database as a Service (DBaaS), and CRM categories.

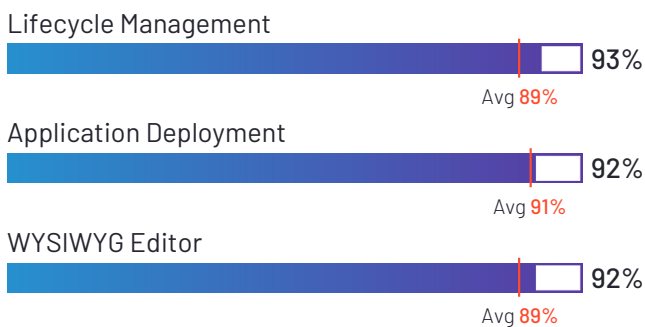
Satisfaction Ratings



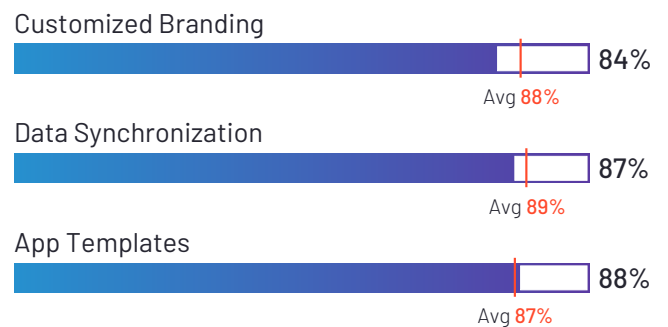
Top Industries Represented



Highest-Rated Features



Lowest-Rated Features



Ownership
Kintone



HQ Location
San Francisco, CA



Year Founded
1997



Employees (Listed On LinkedIn)
81



Company Website
kintone.com



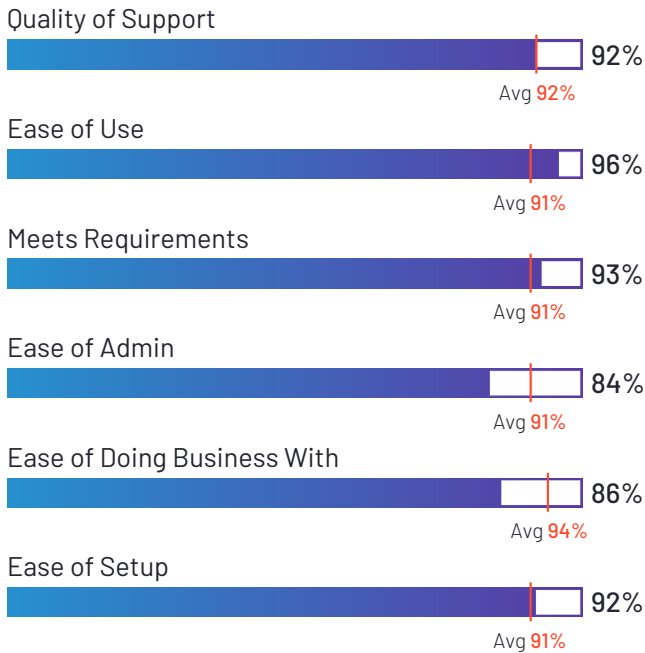
Bizagi

4.6 ★★★★★ (255)

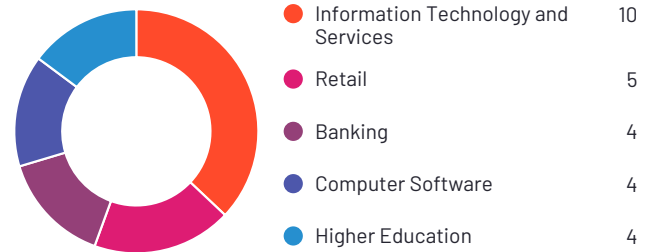


Bizagi has been named a Leader based on receiving a high customer Satisfaction score and having a large Market Presence. 100% of users rated it 4 or 5 stars, 91% of users believe it is headed in the right direction, and users said they would be likely to recommend Bizagi at a rate of 94%. Bizagi is also in the Business Process Simulation, Business Automation Platforms (BAPs), AI Agents For Business Operations, Digital Process Automation (DPA), Process Mining, Robotic Process Automation (RPA), Low-Code Development Platforms, Business Process Management, and Process Orchestration categories.

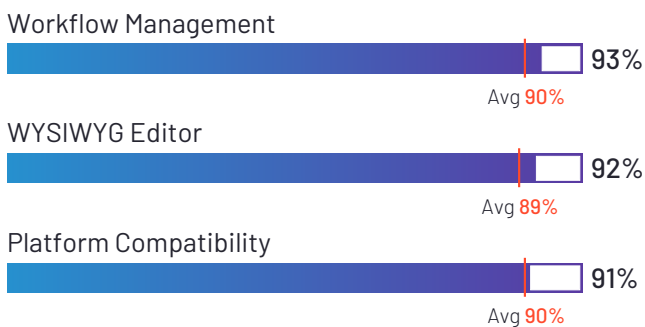
Satisfaction Ratings



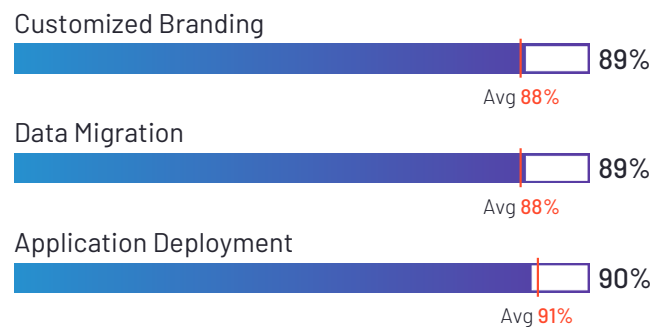
Top Industries Represented



Highest-Rated Features



Lowest-Rated Features



Ownership
Bizagi



HQ Location
1775 Tysons Blvd, 5th Floor, Tysons, VA, 22102



Year Founded
1989



Employees (Listed On LinkedIn)
438



Company Website
www.bizagi.com



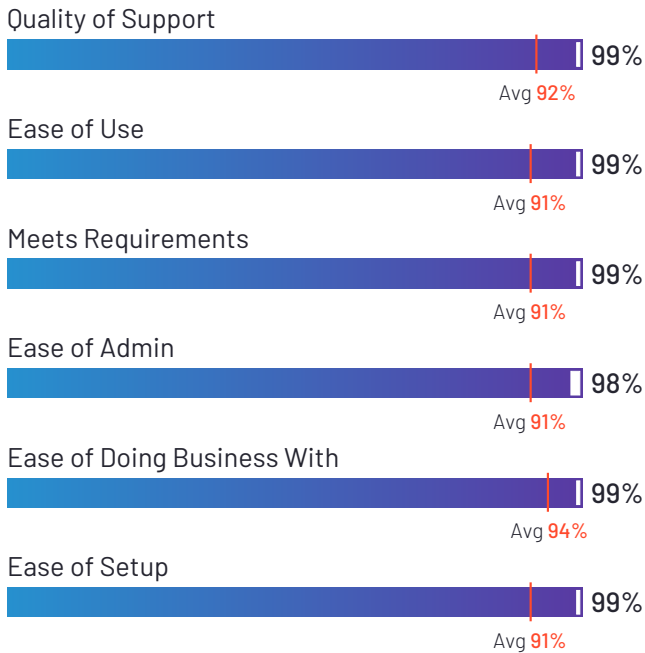
Quixy

5.0 ★★★★★ (129)

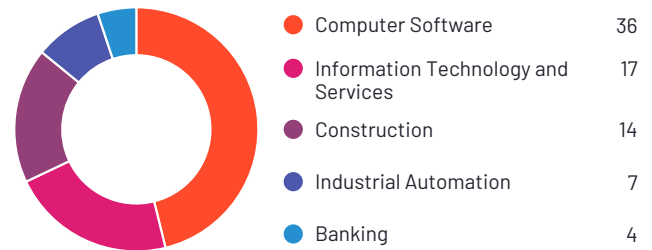


Quixy has been named a Leader based on receiving a high customer Satisfaction score and having a large Market Presence. 100% of users rated it 4 or 5 stars, 100% of users believe it is headed in the right direction, and users said they would be likely to recommend Quixy at a rate of 99%. Quixy is also in the Workflow Management, Digital Process Automation (DPA), Workplace Innovation Platforms, Business Process Management, Drag and Drop App Builder, and Application Development Platforms categories.

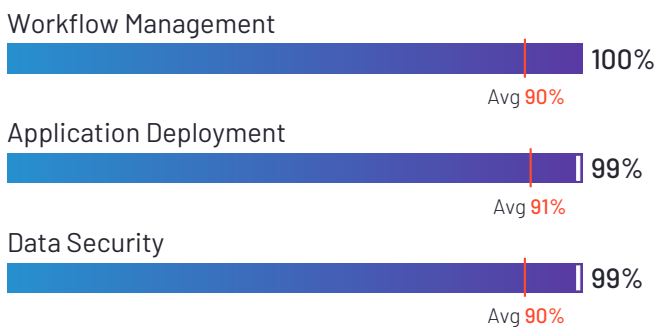
Satisfaction Ratings



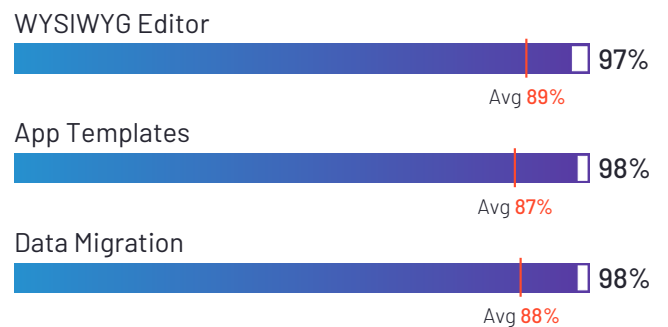
Top Industries Represented



Highest-Rated Features



Lowest-Rated Features



Ownership
Quixy



HQ Location
Hyderabad, Telangana



Year Founded
2019



Employees (Listed On LinkedIn)
284



Company Website
quixy.com



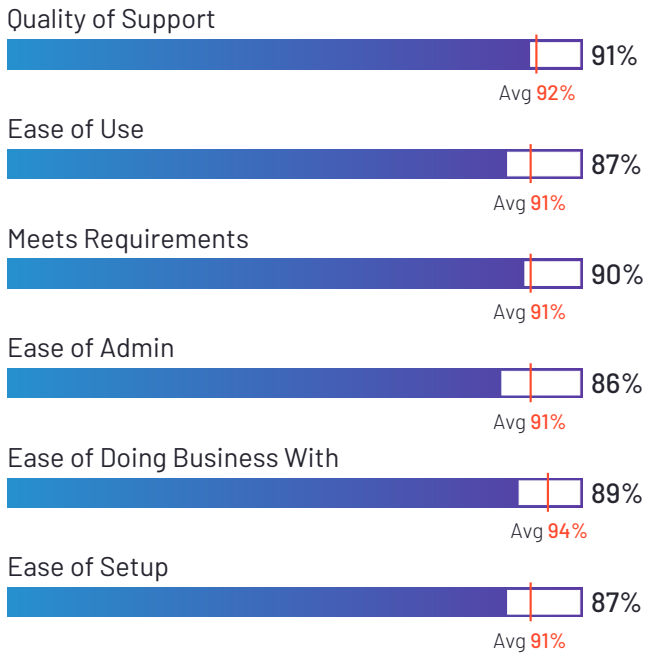
Caspio

4.5 ★★★★★ (155)

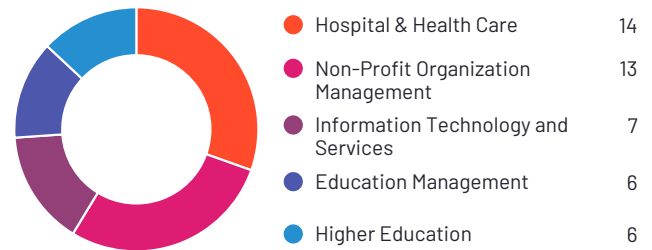


Caspio has been named a Leader based on receiving a high customer Satisfaction score and having a large Market Presence. 94% of users rated it 4 or 5 stars, 90% of users believe it is headed in the right direction, and users said they would be likely to recommend Caspio at a rate of 89%. Caspio is also in the Application Development Platforms, Low-Code Development Platforms, Drag and Drop App Builder, and Workplace Innovation Platforms categories.

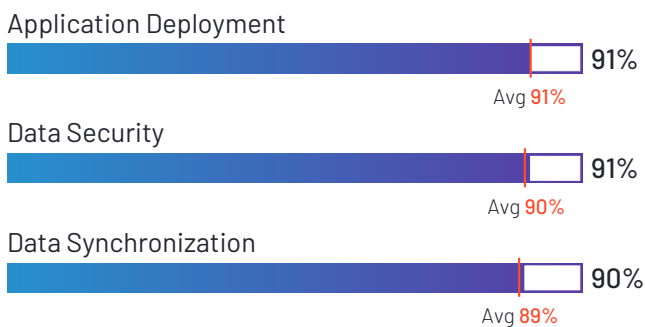
Satisfaction Ratings



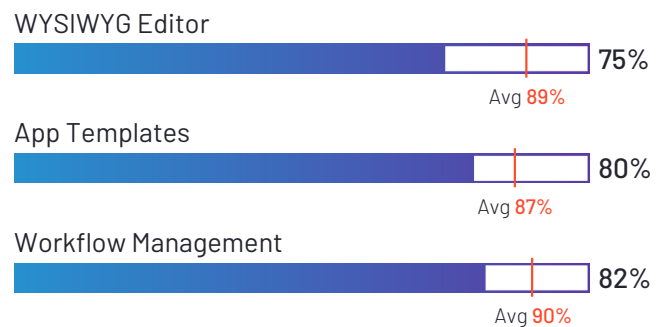
Top Industries Represented



Highest-Rated Features



Lowest-Rated Features



Ownership
Caspio



HQ Location
Sunnyvale, CA



Year Founded
2000



Employees (Listed
On LinkedIn)
210



Company Website
www.caspio.com



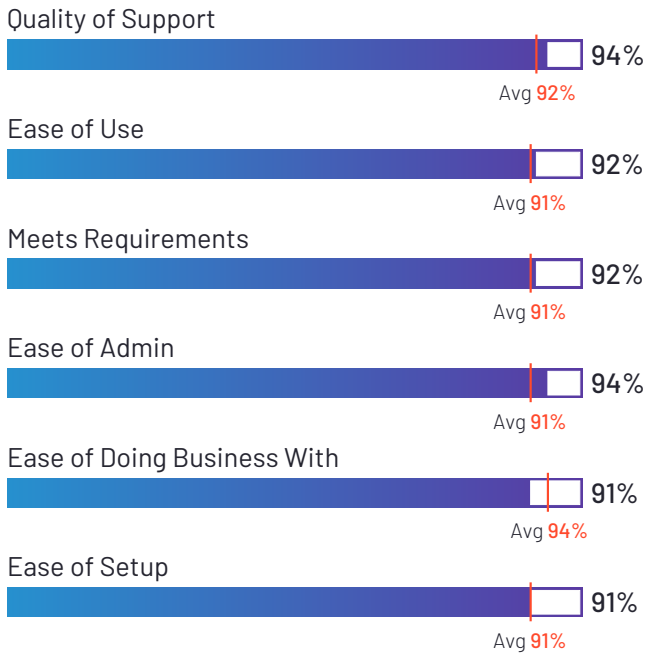
RunMyProcess

4.8 ★★★★★ (14)



RunMyProcess has been named a Leader based on receiving a high customer Satisfaction score and having a large Market Presence. 100% of users rated it 4 or 5 stars, 91% of users believe it is headed in the right direction, and users said they would be likely to recommend RunMyProcess at a rate of 95%. RunMyProcess is also in the Low-Code Development Platforms, Workflow Management, and Business Process Management categories.

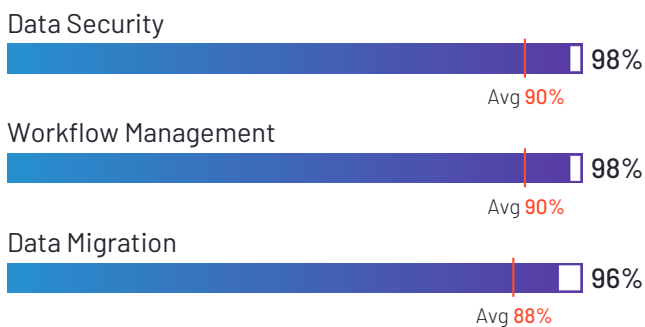
Satisfaction Ratings



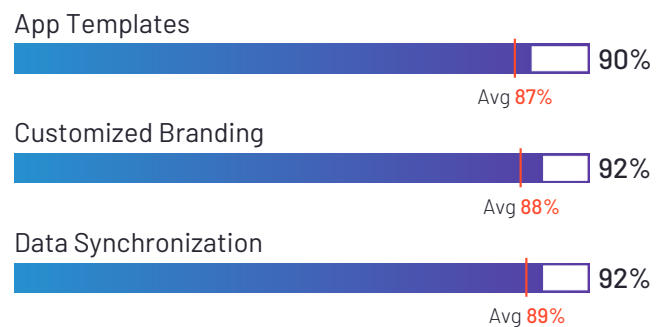
Top Industries Represented



Highest-Rated Features



Lowest-Rated Features



 Ownership Akorbi Digital RMP	 HQ Location Plano, US	 Year Founded 2003	 Employees (Listed On LinkedIn) 442	 Company Website akorbi.com
--	-------------------------------------	---------------------------------	--	--



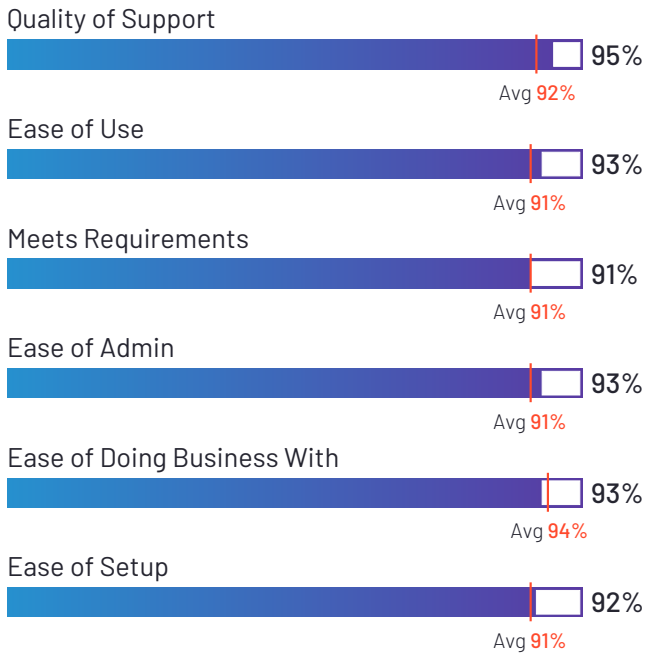
Appy Pie

4.7 ★★★★★ (1,387)

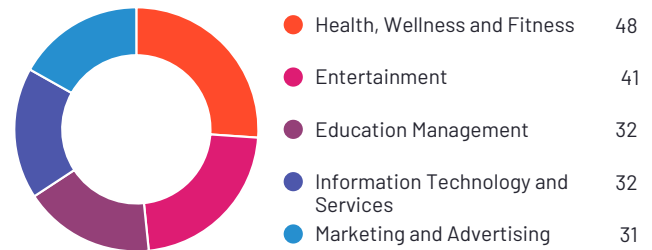


Appy Pie has been named a Leader based on receiving a high customer Satisfaction score and having a large Market Presence. 98% of users rated it 4 or 5 stars, 92% of users believe it is headed in the right direction, and users said they would be likely to recommend Appy Pie at a rate of 95%. Appy Pie is also in the Digital Customer Service Platforms, Low-Code Mobile App Builder, Chatbots, iPaaS, Website Builder, Photo Editing, Drag and Drop App Builder, Live Chat, Help Desk, Customer Self-Service, and Mobile E-Commerce categories.

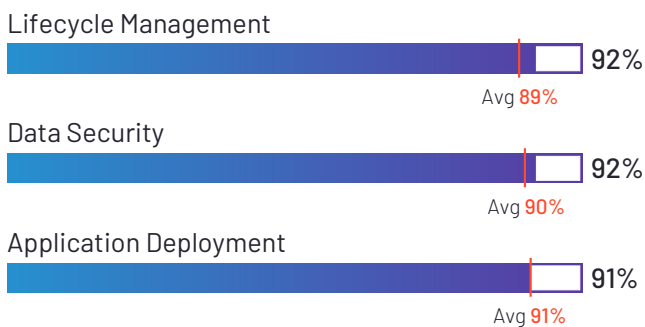
Satisfaction Ratings



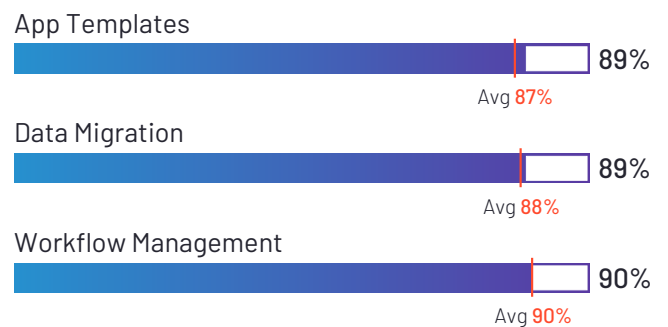
Top Industries Represented



Highest-Rated Features



Lowest-Rated Features



Ownership
Appy Pie LLP



HQ Location
Delhi



Year Founded
2015



Employees (Listed On LinkedIn)
225



Company Website
appypie.com



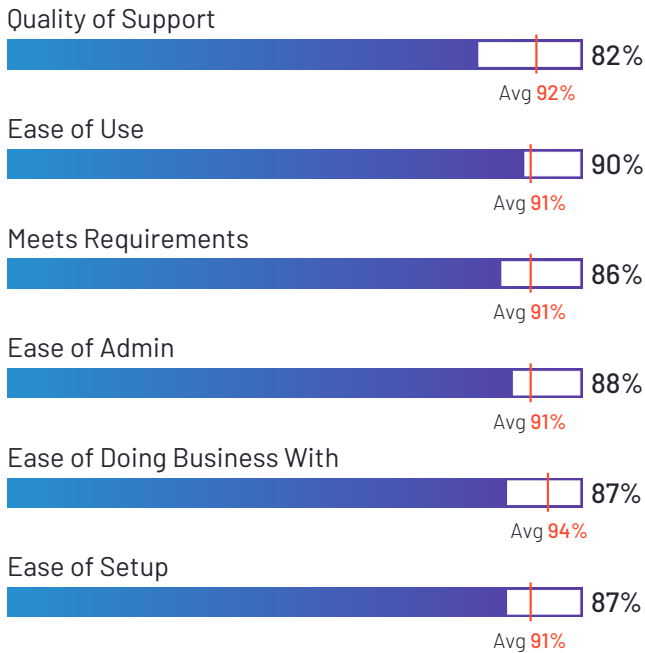
Knack

4.3 ★★★★★ (114)

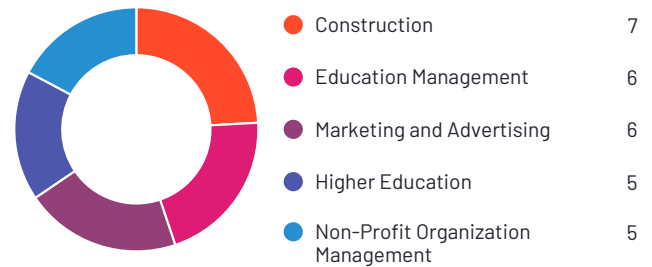


Knack has been named a Leader based on receiving a high customer Satisfaction score and having a large Market Presence. 91% of users rated it 4 or 5 stars, 87% of users believe it is headed in the right direction, and users said they would be likely to recommend Knack at a rate of 86%. Knack is also in the Online Form Builder, Application Development Platforms, Relational Databases, CRM, and Client Portal categories.

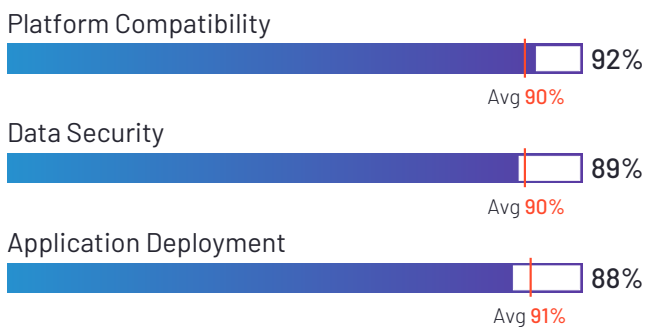
Satisfaction Ratings



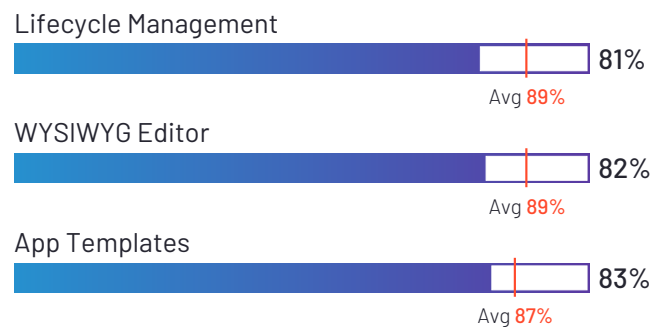
Top Industries Represented



Highest-Rated Features



Lowest-Rated Features



Ownership
Knack



HQ Location
New York, NY



Year Founded
2010



Employees (Listed On LinkedIn)
88



Company Website
www.knack.com



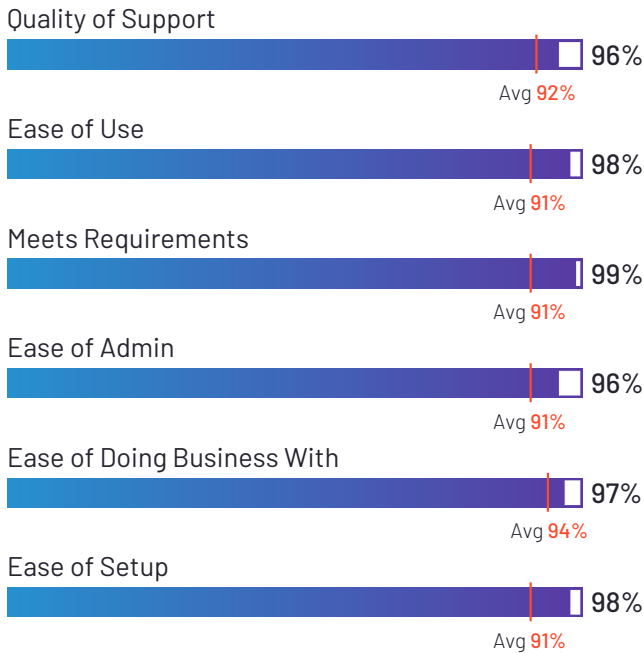
Appdome

4.8 ★★★★★ (62)

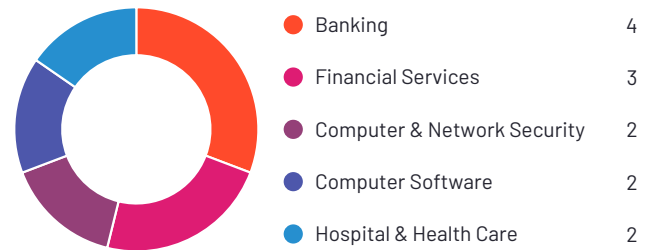


Appdome has been named a High Performer product based on having high customer Satisfaction scores and a low Market Presence compared to the rest of the category. 100% of users rated it 4 or 5 stars, 100% of users believe it is headed in the right direction, and users said they would be likely to recommend Appdome at a rate of 96%. Appdome is also in the Bot Detection and Mitigation, Fraud Detection, Application Shielding, Runtime Application Self-Protection (RASP) Tools, and Mobile Data Security categories.

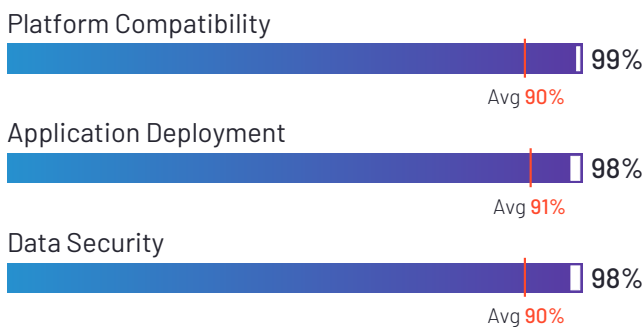
Satisfaction Ratings



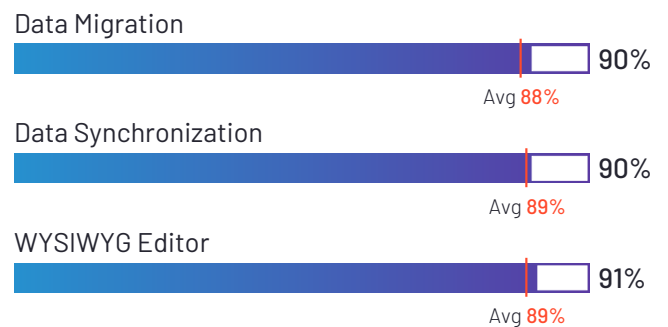
Top Industries Represented



Highest-Rated Features



Lowest-Rated Features



Ownership
Appdome



HQ Location
Redwood City,
California, United
States



Year Founded
2012



**Employees (Listed
On LinkedIn)**
163



Company Website
appdome.com



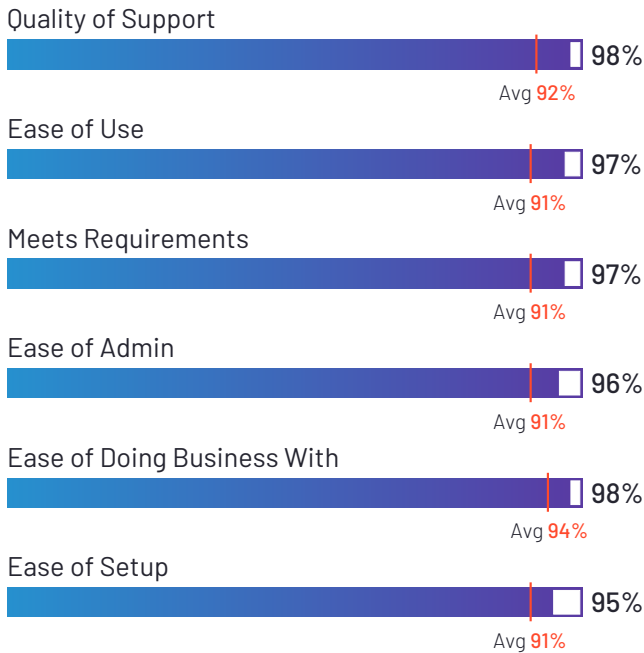
Outgrow

4.7 ★★★★★ (317)



Outgrow has been named a High Performer product based on having high customer Satisfaction scores and a low Market Presence compared to the rest of the category. 100% of users rated it 4 or 5 stars, 98% of users believe it is headed in the right direction, and users said they would be likely to recommend Outgrow at a rate of 98%. Outgrow is also in the Account-Based Web and Content Experiences, Pop-Up Builder, Personalization, Content Experience Platforms, Content Creation, E-Commerce Personalization, Online Form Builder, Chatbots, Lead Capture, Mobile Marketing, Enterprise Feedback Management, Survey, and Landing Page Builders categories.

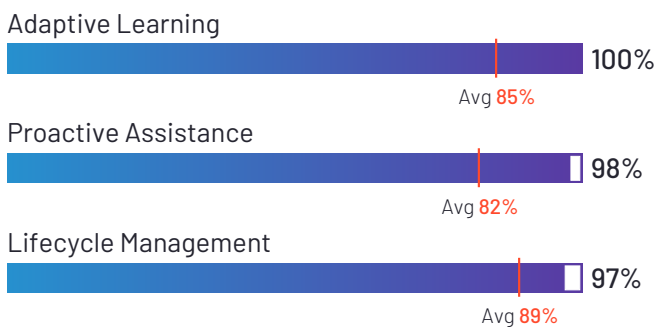
Satisfaction Ratings



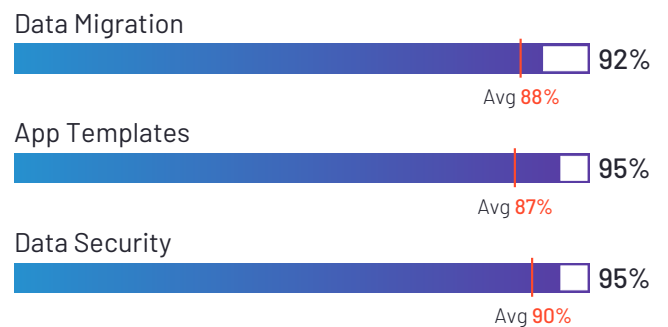
Top Industries Represented



Highest-Rated Features



Lowest-Rated Features



Ownership
Outgrow



HQ Location
New York, NY



Year Founded
2012



Employees (Listed
On LinkedIn)
66



Company Website
www.outgrow.co



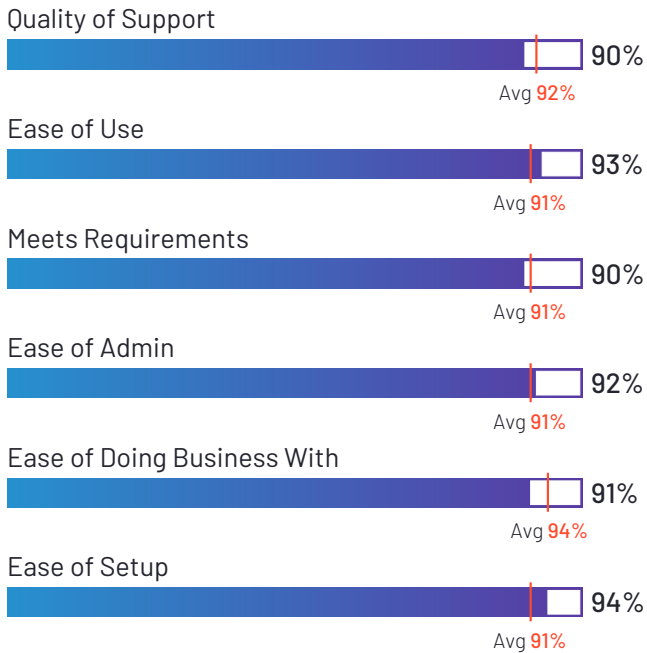
Dorik

4.6 ★★★★★ (253)

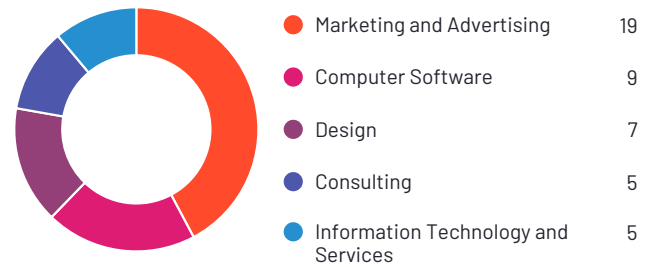


Dorik has been named a High Performer product based on having high customer Satisfaction scores and a low Market Presence compared to the rest of the category. 99% of users rated it 4 or 5 stars, 96% of users believe it is headed in the right direction, and users said they would be likely to recommend Dorik at a rate of 94%. Dorik is also in the Landing Page Builders, Website Builder, and Web Content Management categories.

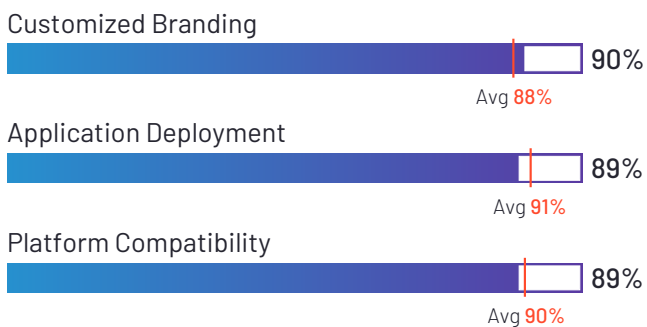
Satisfaction Ratings



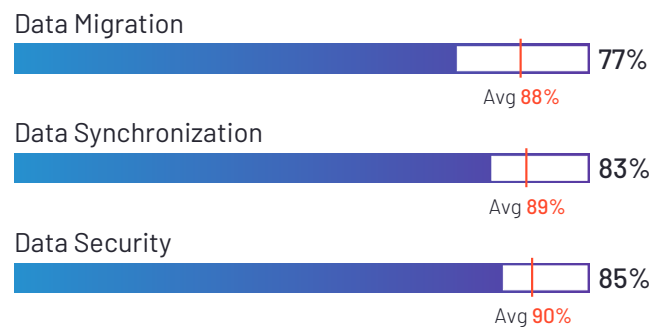
Top Industries Represented



Highest-Rated Features



Lowest-Rated Features



Ownership
Dorik, Inc.



HQ Location
MIDDLETOWN, US



Employees (Listed On LinkedIn)
28



Company Website
dorik.com



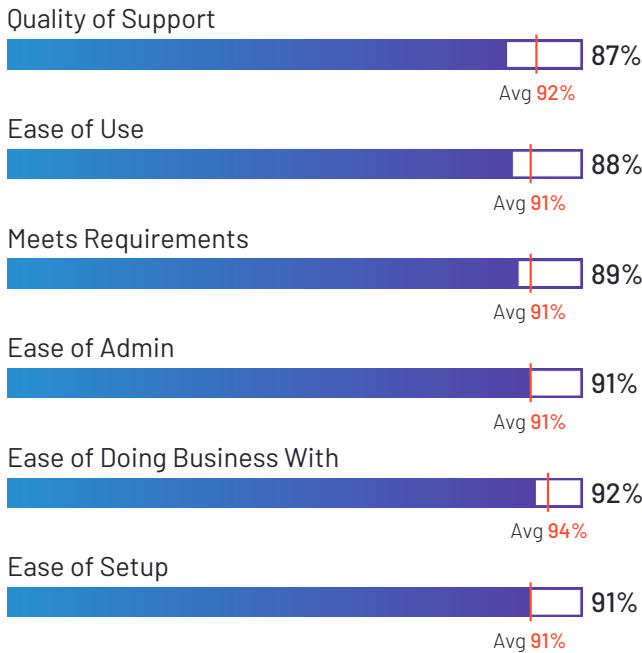
FormAssembly

4.5 ★★★★★ (395)



FormAssembly has been named a High Performer product based on having high customer Satisfaction scores and a low Market Presence compared to the rest of the category. 92% of users rated it 4 or 5 stars, 81% of users believe it is headed in the right direction, and users said they would be likely to recommend FormAssembly at a rate of 88%. FormAssembly is also in the Online Form Builder, Lead Capture, Salesforce AppExchange Apps, Survey, and Drag and Drop App Builder categories.

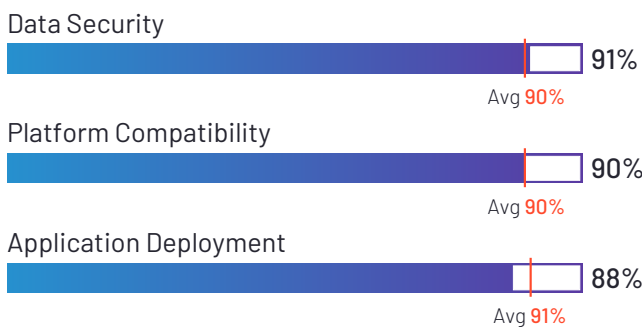
Satisfaction Ratings



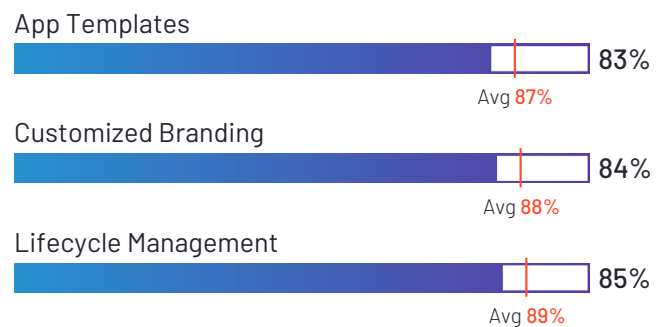
Top Industries Represented



Highest-Rated Features



Lowest-Rated Features



Ownership
FormAssembly Inc.



HQ Location
Bloomington, IN



Year Founded
2006



Employees (Listed On LinkedIn)
155



Company Website
formassembly.com



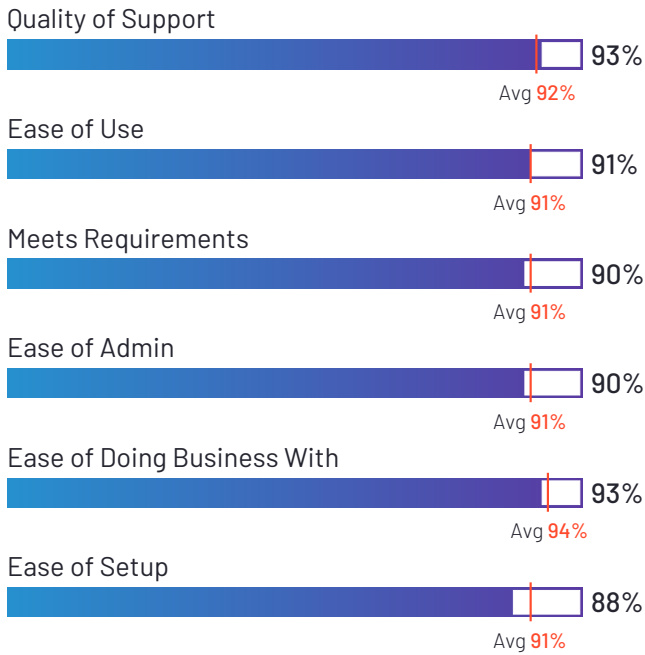
Intrex

4.5 ★★★★★ (72)

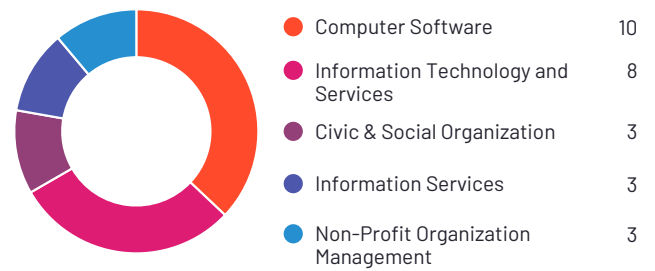


Intrex has been named a High Performer product based on having high customer Satisfaction scores and a low Market Presence compared to the rest of the category. 98% of users rated it 4 or 5 stars, 85% of users believe it is headed in the right direction, and users said they would be likely to recommend Intrex at a rate of 90%.

Satisfaction Ratings



Top Industries Represented



Ownership
Intrex



HQ Location
Freiburg, DE



Year Founded
1998



Employees (Listed On LinkedIn)
88



Company Website
intrex.com



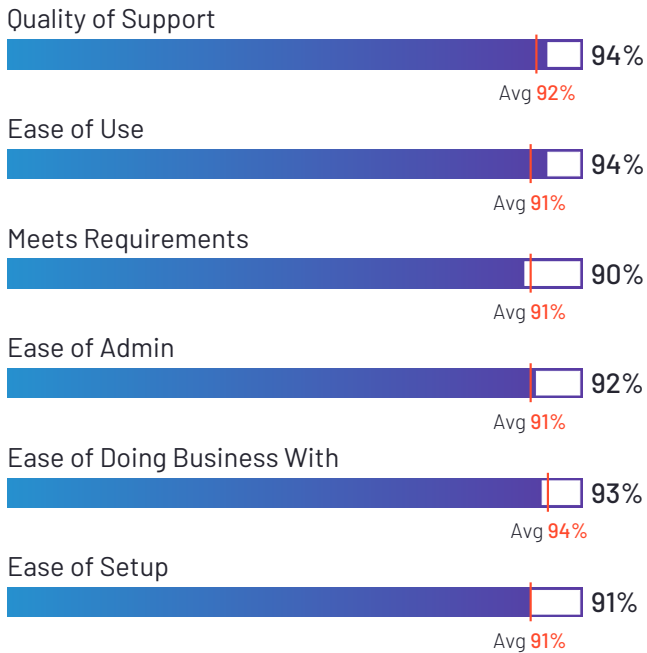
Kissflow

4.3 ★★★★★ (590)

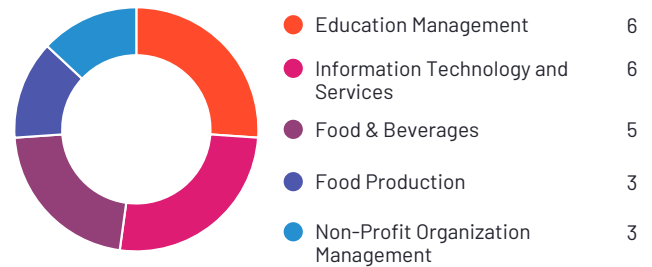


Kissflow has been named a High Performer product based on having high customer Satisfaction scores and a low Market Presence compared to the rest of the category. 99% of users rated it 4 or 5 stars, 92% of users believe it is headed in the right direction, and users said they would be likely to recommend Kissflow at a rate of 92%. Kissflow is also in the Workflow Management, Digital Process Automation (DPA), Business Process Management, Low-Code Development Platforms, and Application Development Platforms categories.

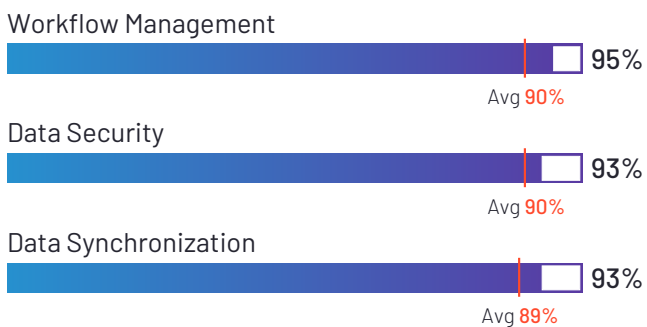
Satisfaction Ratings



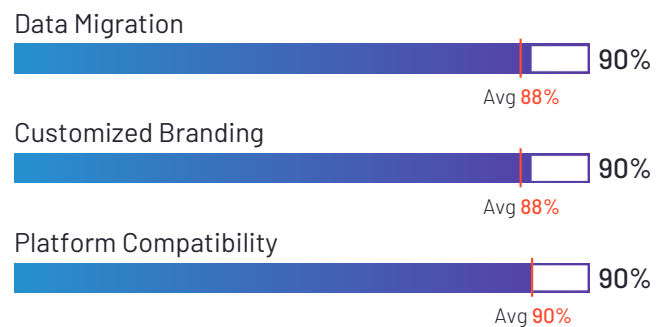
Top Industries Represented



Highest-Rated Features



Lowest-Rated Features



Ownership
KissFlow



HQ Location
Delaware, USA



Year Founded
2012



Employees (Listed On LinkedIn)
515



Company Website
kissflow.com



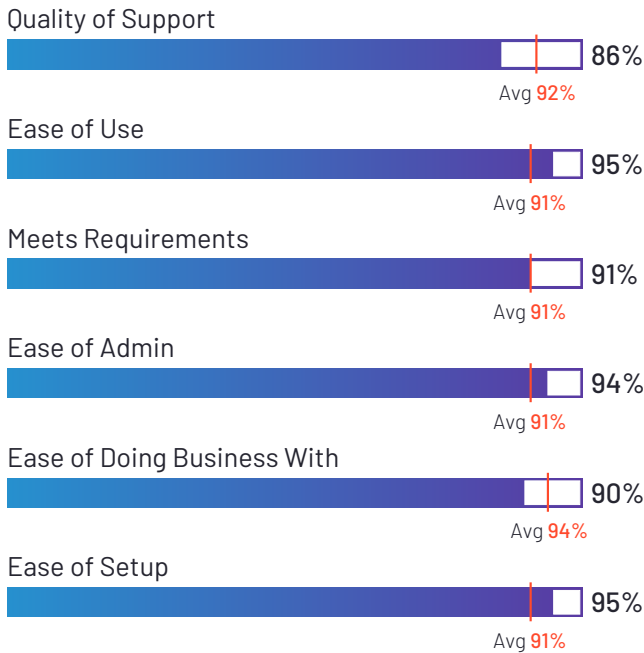
Jotform Tables

4.6 ★★★★★ (97)




Jotform Tables has been named a High Performer product based on having high customer Satisfaction scores and a low Market Presence compared to the rest of the category. 96% of users rated it 4 or 5 stars, 93% of users believe it is headed in the right direction, and users said they would be likely to recommend Jotform Tables at a rate of 92%. Jotform Tables is also in the Spreadsheets category.

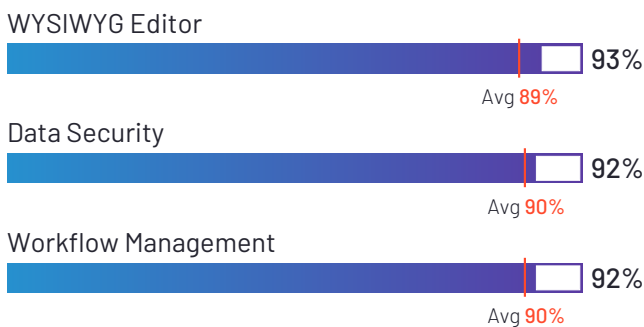
Satisfaction Ratings



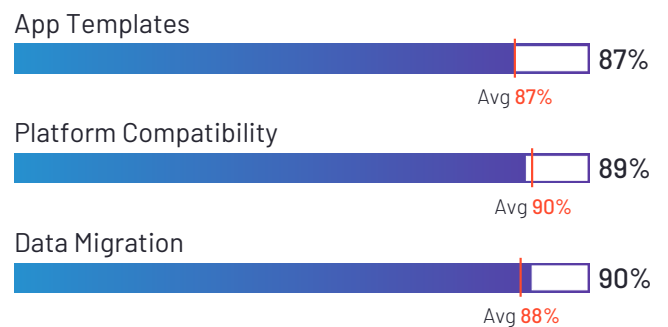
Top Industries Represented



Highest-Rated Features



Lowest-Rated Features



Ownership
Jotform



HQ Location
San Francisco,
California



Year Founded
2006



Employees (Listed On LinkedIn)
813



Company Website
jotform.com



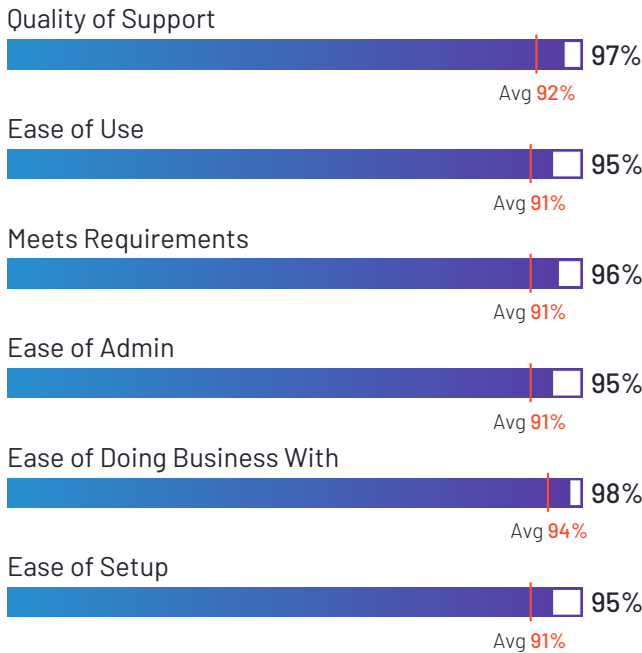
AppMaster.io

4.9 ★★★★★ (110)



AppMaster.io has been named a High Performer product based on having high customer Satisfaction scores and a low Market Presence compared to the rest of the category. 99% of users rated it 4 or 5 stars, 96% of users believe it is headed in the right direction, and users said they would be likely to recommend AppMaster.io at a rate of 97%. AppMaster.io is also in the Low-Code Mobile App Builder, Workplace Innovation Platforms, Digital Process Automation (DPA), API Development, API Management, WYSIWYG Editors, Drag and Drop App Builder, and Application Development Platforms categories.

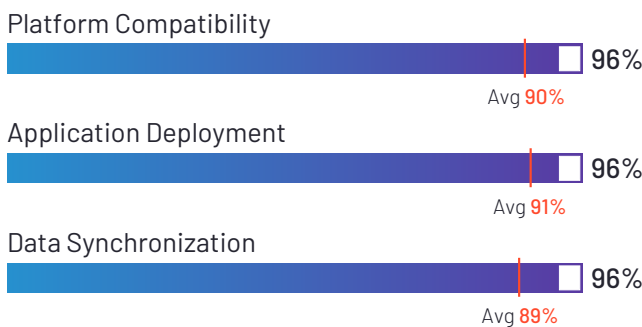
Satisfaction Ratings



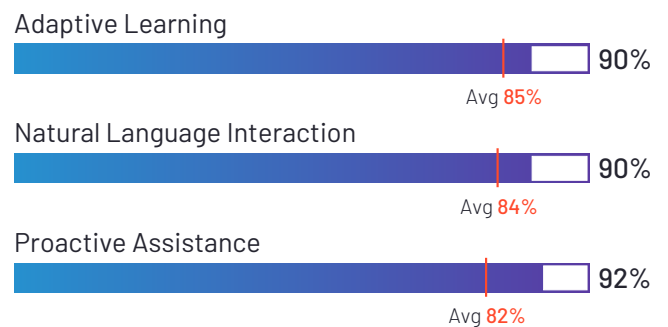
Top Industries Represented



Highest-Rated Features



Lowest-Rated Features



Ownership
AppMaster.io



HQ Location
San Francisco, US



Year Founded
2020



Employees (Listed
On LinkedIn)
19



Company Website
appmaster.io



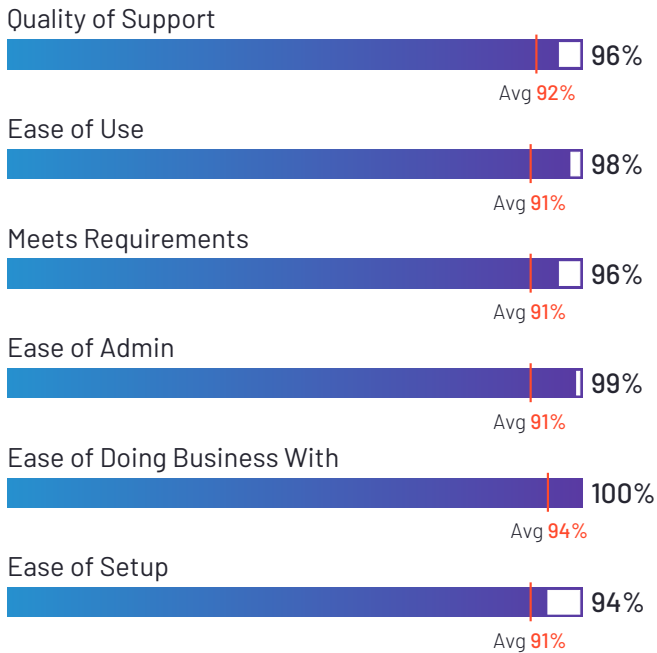
Tadabase

4.9 ★★★★★ (17)

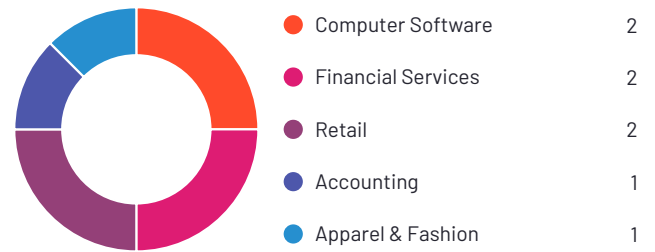


Tadabase has been named a High Performer product based on having high customer Satisfaction scores and a low Market Presence compared to the rest of the category. 100% of users rated it 4 or 5 stars, 100% of users believe it is headed in the right direction, and users said they would be likely to recommend Tadabase at a rate of 98%. Tadabase is also in the Application Development Platforms category.

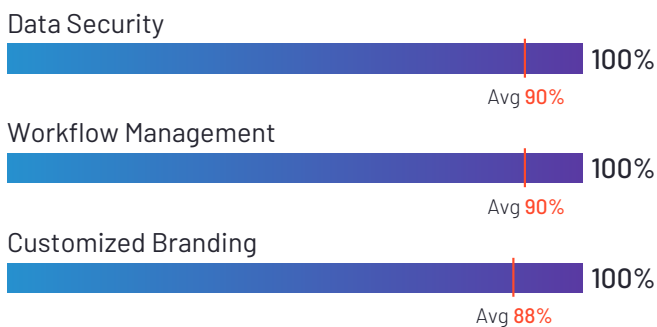
Satisfaction Ratings



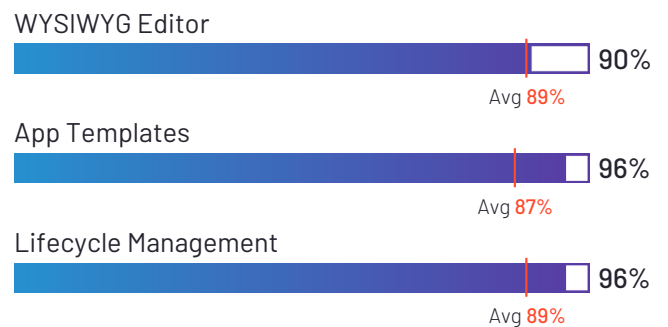
Top Industries Represented



Highest-Rated Features



Lowest-Rated Features



Ownership
Tadabase



HQ Location
Los Angeles, US



Year Founded
2016



Employees (Listed On LinkedIn)
14



Company Website
tadabase.io



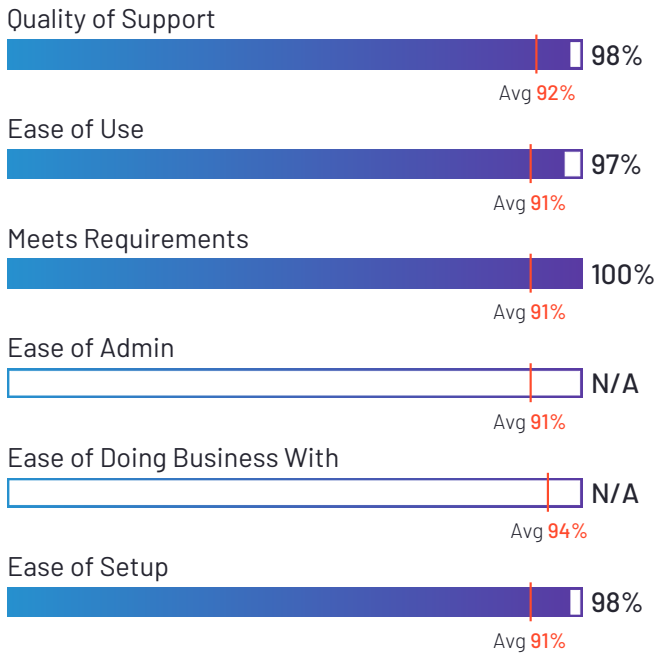
MindStudio

5.0 ★★★★★ (21)



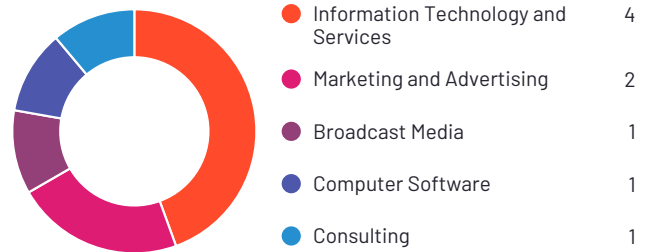
MindStudio has been named a High Performer product based on having high customer Satisfaction scores and a low Market Presence compared to the rest of the category. 100% of users rated it 4 or 5 stars, 100% of users believe it is headed in the right direction, and users said they would be likely to recommend MindStudio at a rate of 99%. MindStudio is also in the Workflow Management category.

Satisfaction Ratings

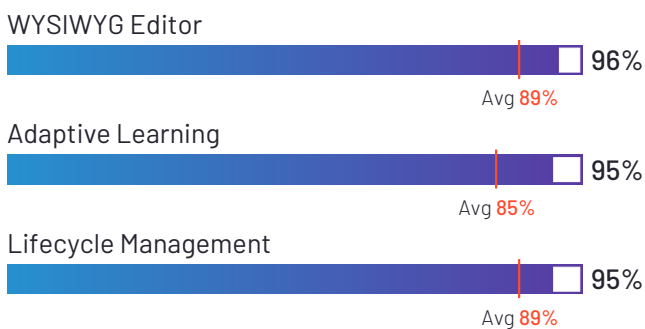


*N/A is displayed when fewer than five responses were received for the question.

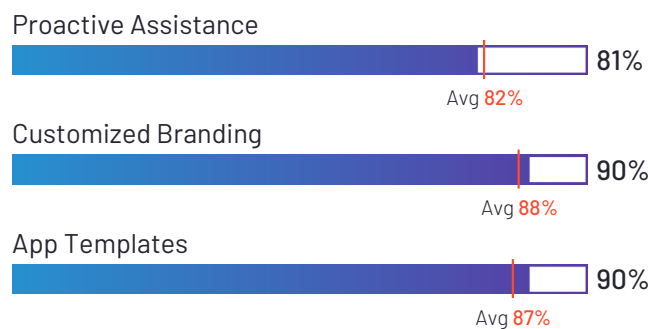
Top Industries Represented



Highest-Rated Features



Lowest-Rated Features



Ownership
Mind Studio



Year Founded
2023



Employees (Listed
On LinkedIn)
50



Company Website
mindstudio.ai



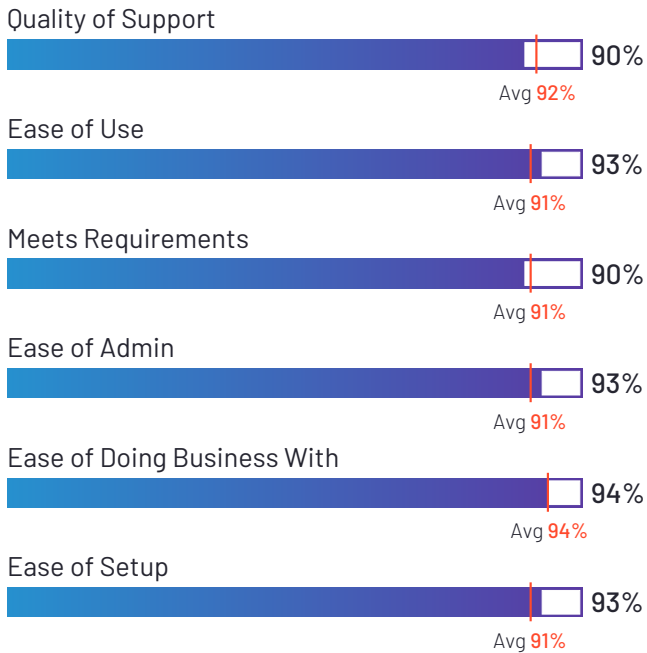
Axpert Low Coding Platform

4.6 ★★★★★ (48)




Axpert Low Coding Platform has been named a High Performer product based on having high customer Satisfaction scores and a low Market Presence compared to the rest of the category. 98% of users rated it 4 or 5 stars, 95% of users believe it is headed in the right direction, and users said they would be likely to recommend Axpert Low Coding Platform at a rate of 93%.

Satisfaction Ratings



Top Industries Represented



Ownership
Agile Labs



HQ Location
Bangalore, Karnataka



Year Founded
2001



Employees (Listed On LinkedIn)
130



Company Website
agile-labs.com



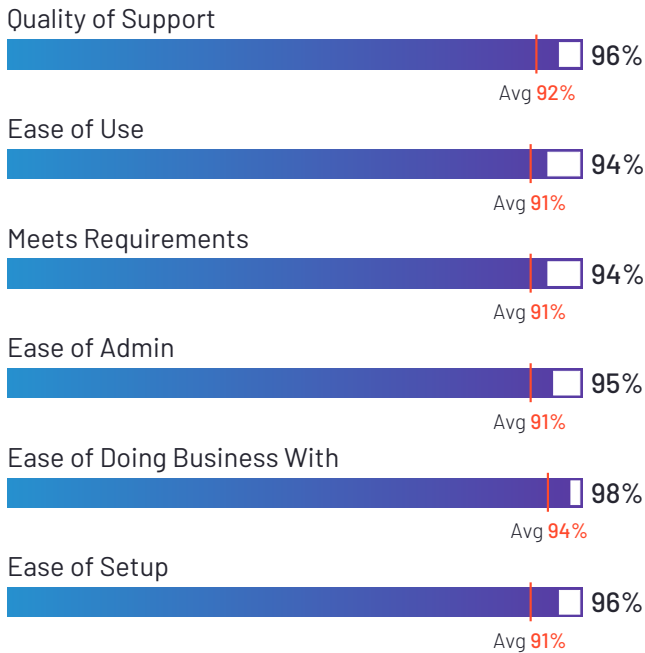
SpreadsheetWEB

4.8 ★★★★★ (29)

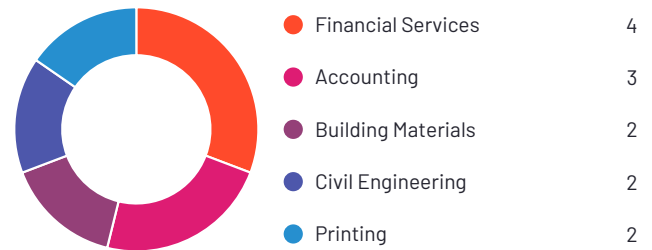


SpreadsheetWEB has been named a High Performer product based on having high customer Satisfaction scores and a low Market Presence compared to the rest of the category. 100% of users rated it 4 or 5 stars, 88% of users believe it is headed in the right direction, and users said they would be likely to recommend SpreadsheetWEB at a rate of 97%.

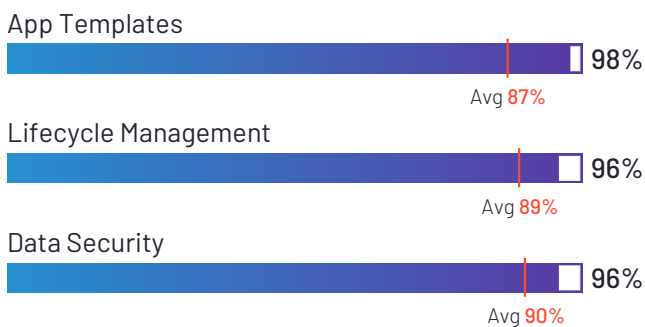
Satisfaction Ratings



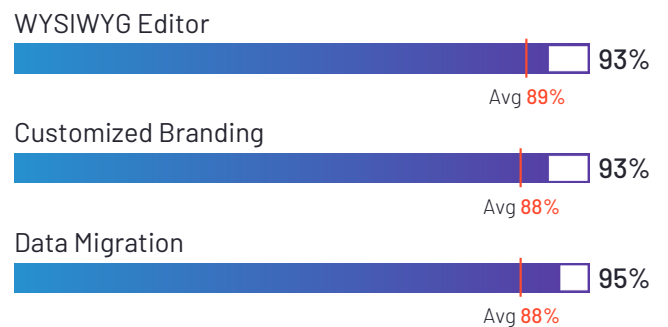
Top Industries Represented



Highest-Rated Features



Lowest-Rated Features



Ownership
Pagos



HQ Location
Newton, US



Year Founded
2002



Employees (Listed On LinkedIn)
2



Company Website
spreadsheetweb.com



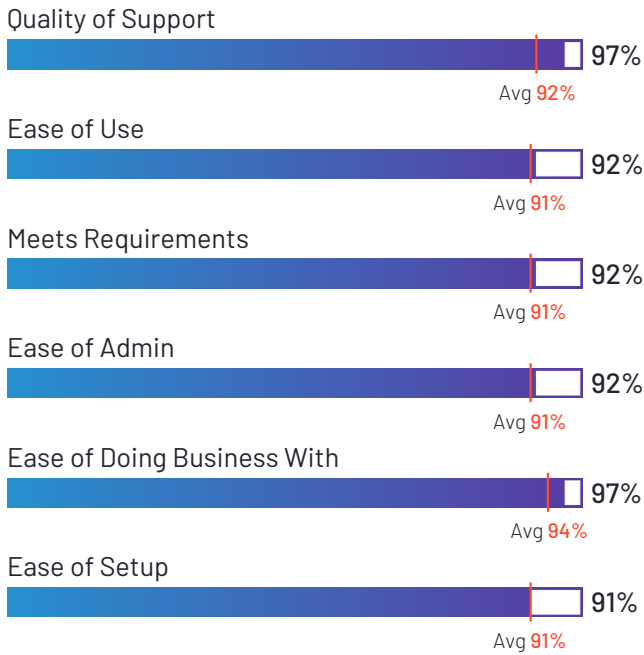
Fliplet

4.6 ★★★★★ (26)



Fliplet has been named a High Performer product based on having high customer Satisfaction scores and a low Market Presence compared to the rest of the category. 100% of users rated it 4 or 5 stars, 100% of users believe it is headed in the right direction, and users said they would be likely to recommend Fliplet at a rate of 93%. Fliplet is also in the Mobile Development Platforms and Application Development Platforms categories.

Satisfaction Ratings



Top Industries Represented



Ownership
Fliplet



HQ Location
London, United Kingdom



Year Founded
2009



Employees (Listed On LinkedIn)
29



Company Website
fliplet.com



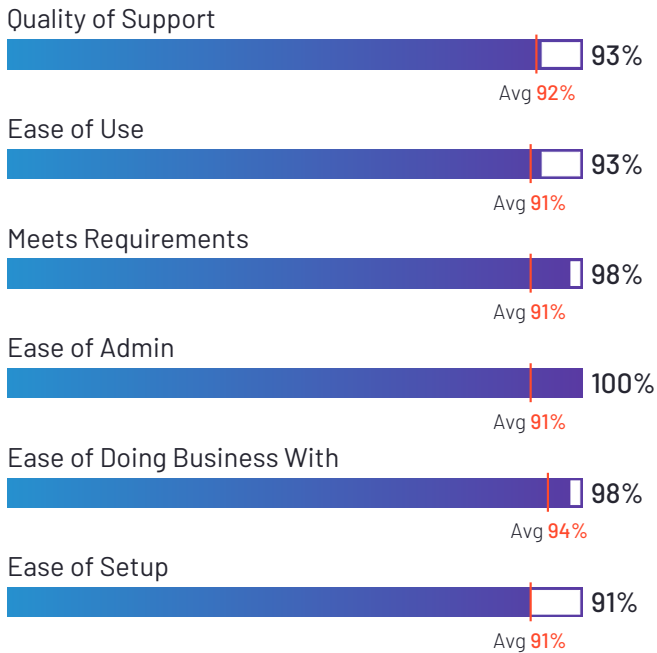
Alpha Anywhere

4.9 ★★★★★ (13)

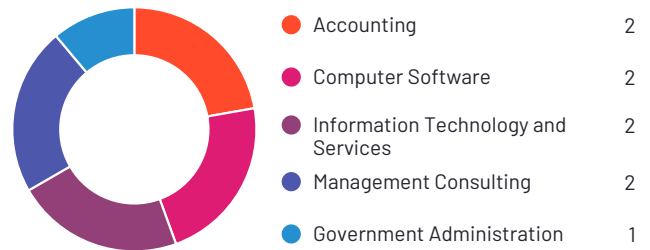


Alpha Anywhere has been named a High Performer product based on having high customer Satisfaction scores and a low Market Presence compared to the rest of the category. 100% of users rated it 4 or 5 stars, 100% of users believe it is headed in the right direction, and users said they would be likely to recommend Alpha Anywhere at a rate of 98%. Alpha Anywhere is also in the Application Development Platforms, Mobile Forms Automation, Mobile Development Platforms, and Low-Code Development Platforms categories.

Satisfaction Ratings



Top Industries Represented



Ownership
Alpha Software



HQ Location
Burlington, MA



Year Founded
2000



Employees (Listed On LinkedIn)
49



Company Website
alphasoftware.com



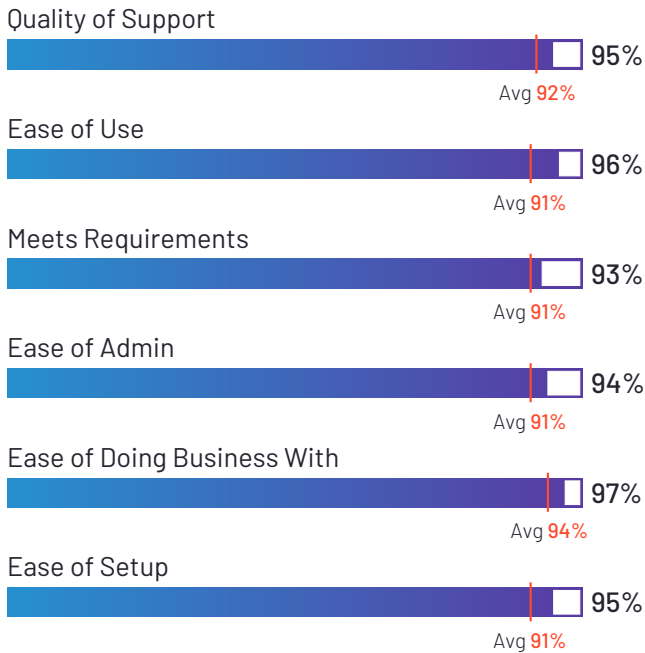
Landbot

4.7 ★★★★★ (332)

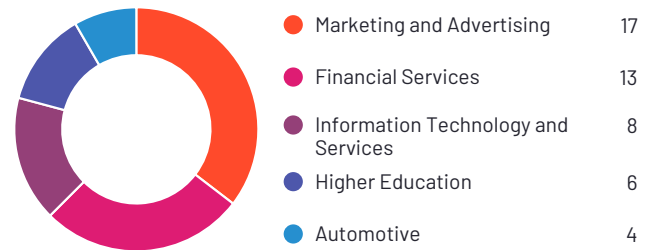


Landbot has been named a High Performer product based on having high customer Satisfaction scores and a low Market Presence compared to the rest of the category. 98% of users rated it 4 or 5 stars, 98% of users believe it is headed in the right direction, and users said they would be likely to recommend Landbot at a rate of 95%. Landbot is also in the Chatbots, Lead Capture, and Conversational Marketing categories.

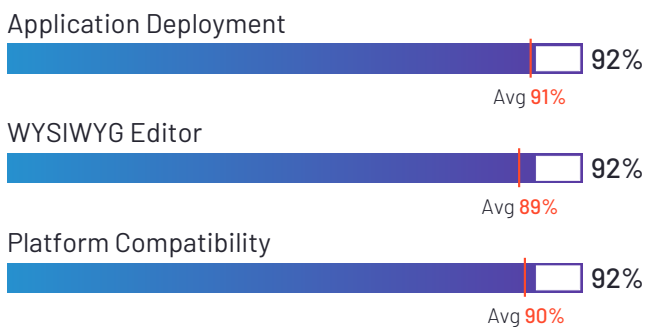
Satisfaction Ratings



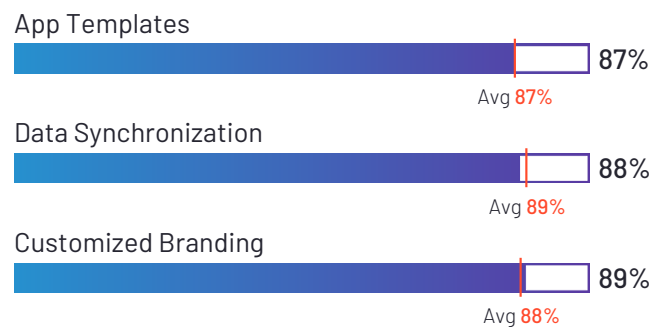
Top Industries Represented



Highest-Rated Features



Lowest-Rated Features



Ownership
Landbot.io



HQ Location
Barcelona, ES



Year Founded
2017



Employees (Listed On LinkedIn)
50



Company Website
landbot.io



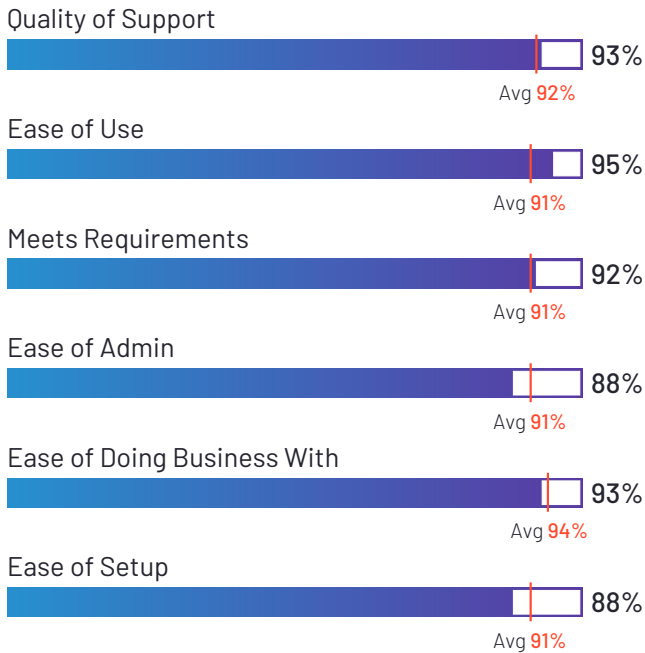
ToolJet

4.7 ★★★★★ (39)

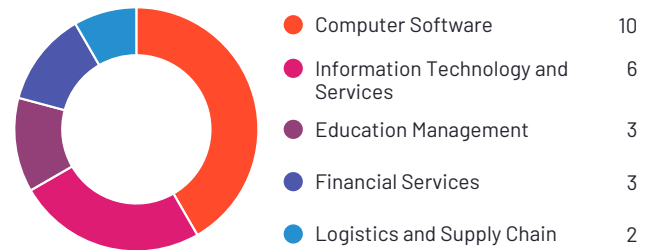


ToolJet has been named a High Performer product based on having high customer Satisfaction scores and a low Market Presence compared to the rest of the category. 100% of users rated it 4 or 5 stars, 100% of users believe it is headed in the right direction, and users said they would be likely to recommend ToolJet at a rate of 96%. ToolJet is also in the AI Agent Builders, AI App Builder, Low-Code Development Platforms, and Drag and Drop App Builder categories.

Satisfaction Ratings



Top Industries Represented



Ownership
ToolJet



HQ Location
San Francisco, US



Year Founded
2021



Employees (Listed On LinkedIn)
60



Company Website
www.tooljet.ai



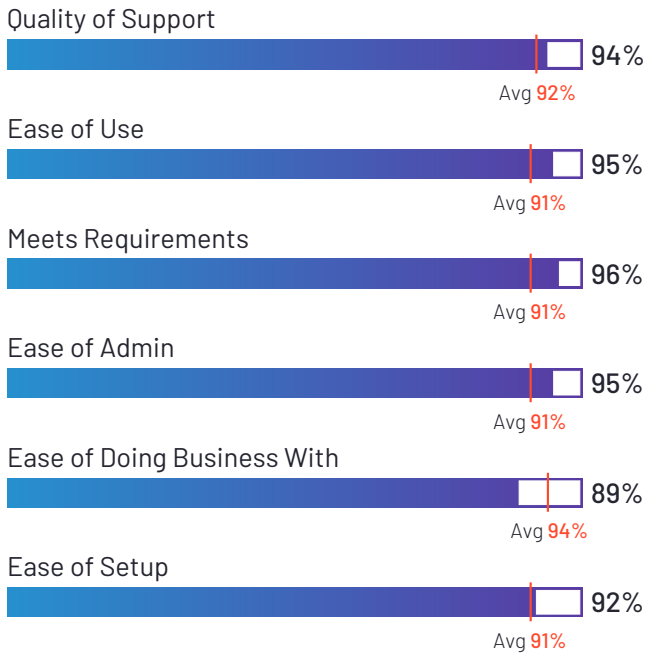
Median.co

4.7 ★★★★★ (42)

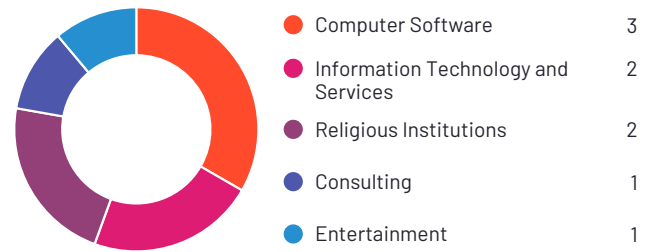


Median.co has been named a High Performer product based on having high customer Satisfaction scores and a low Market Presence compared to the rest of the category. 94% of users rated it 4 or 5 stars, 94% of users believe it is headed in the right direction, and users said they would be likely to recommend Median.co at a rate of 95%. Median.co is also in the Low-Code Mobile App Builder, Drag and Drop App Builder, and Mobile Development Platforms categories.

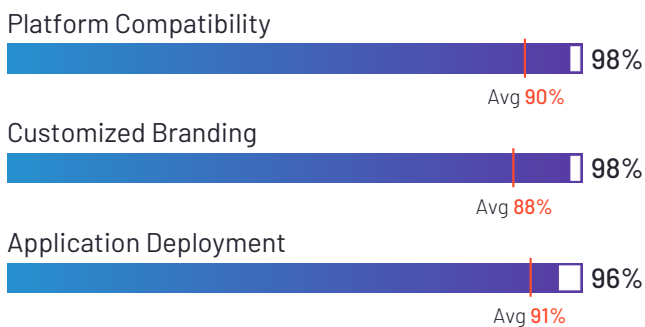
Satisfaction Ratings



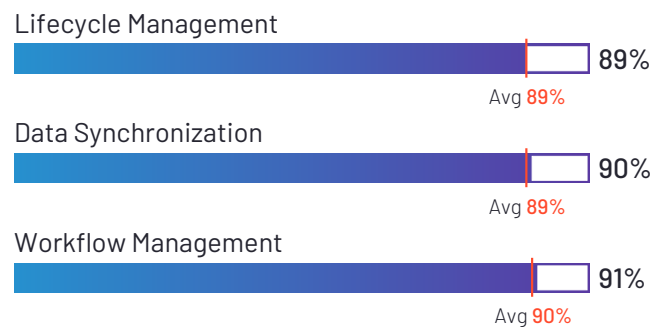
Top Industries Represented



Highest-Rated Features



Lowest-Rated Features



Ownership
Median.co



HQ Location
Boston, MA



Year Founded
2014



Employees (Listed
On LinkedIn)
14



Company Website
median.co



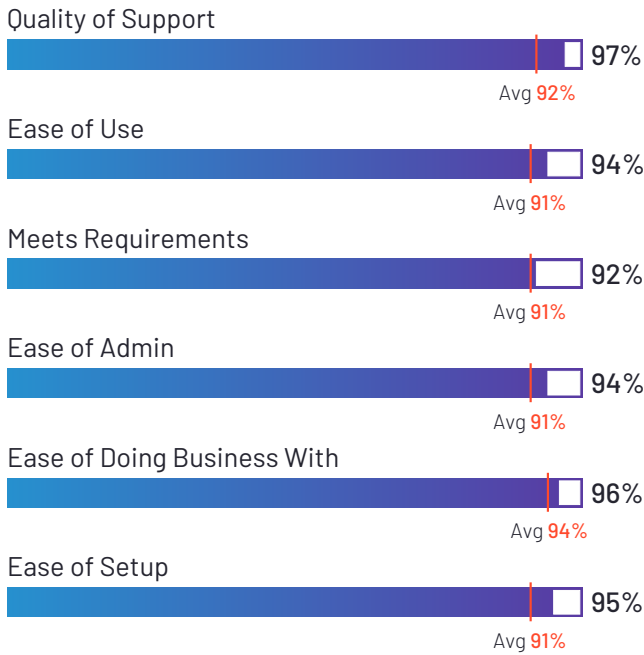
Sterlo

4.7 ★★★★★ (35)

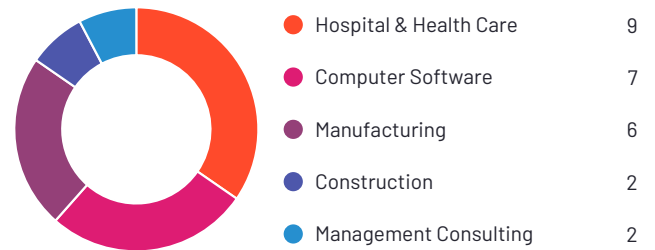


Sterlo has been named a High Performer product based on having high customer Satisfaction scores and a low Market Presence compared to the rest of the category. 100% of users rated it 4 or 5 stars, 100% of users believe it is headed in the right direction, and users said they would be likely to recommend Sterlo at a rate of 94%. Sterlo is also in the Low-Code Mobile App Builder, Drag and Drop App Builder, Mobile Development Platforms, Workflow Management, Workload Automation, and Application Development Platforms categories.

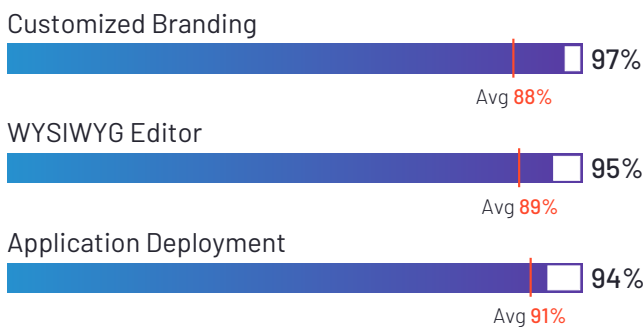
Satisfaction Ratings



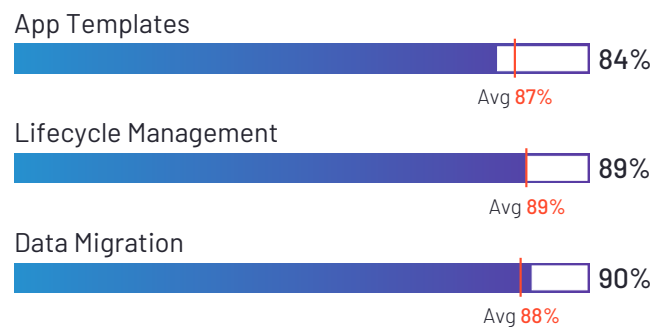
Top Industries Represented



Highest-Rated Features



Lowest-Rated Features



Ownership
Sterlo



HQ Location
Erode, Tamil nadu



Year Founded
2016



Employees (Listed
On LinkedIn)
58



Company Website
www.sterlo.io



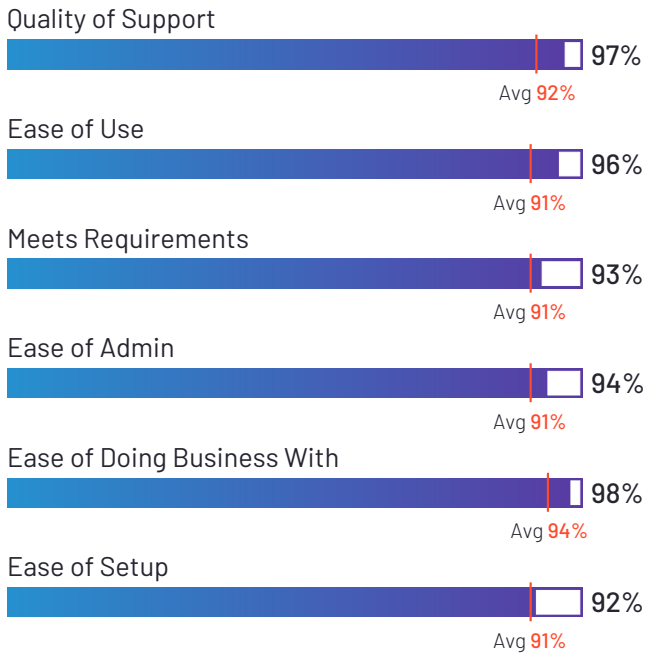
Assembly

4.8 ★★★★★ (272)

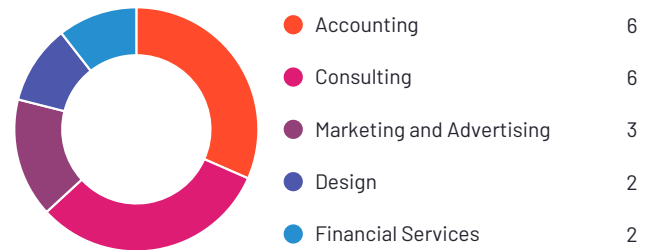


Assembly has been named a High Performer product based on having high customer Satisfaction scores and a low Market Presence compared to the rest of the category. 100% of users rated it 4 or 5 stars, 100% of users believe it is headed in the right direction, and users said they would be likely to recommend Assembly at a rate of 96%. Assembly is also in the Client Portal, Client Onboarding, Payment Processing, Customer Communications Management, Subscription Billing, Cloud File Storage, Online Form Builder, Website Builder, Cloud Content Collaboration, E-Signature, Billing, Proposal, Contract Management, and Workplace Innovation Platforms categories.

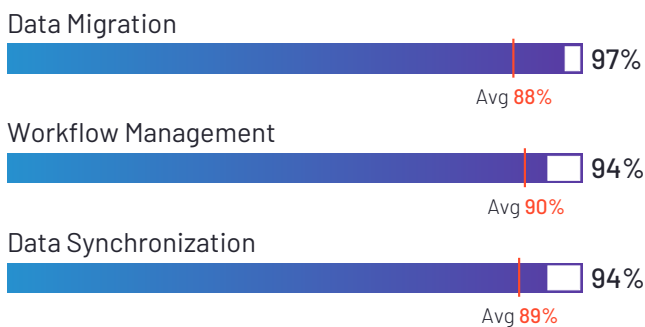
Satisfaction Ratings



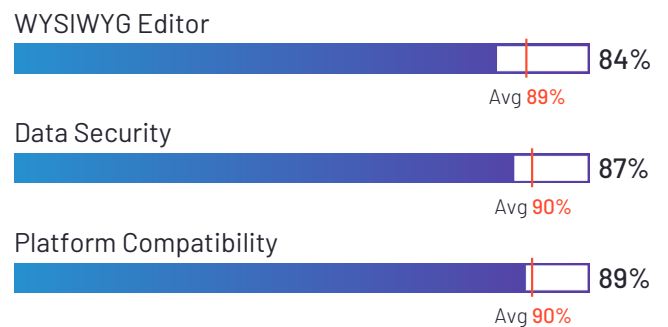
Top Industries Represented



Highest-Rated Features



Lowest-Rated Features



Ownership
Assembly



HQ Location
New York, US



Year Founded
2020



Employees (Listed On LinkedIn)
36



Company Website
assembly.com



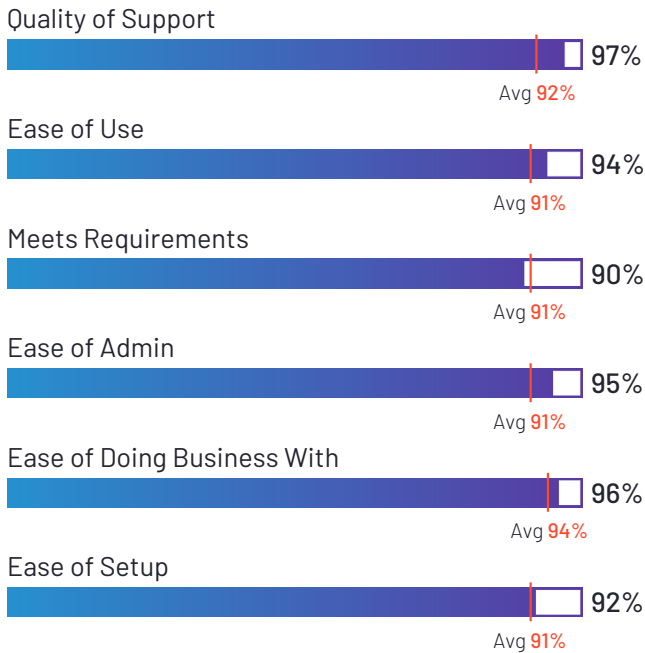
Clappia

4.7 ★★★★★ (86)

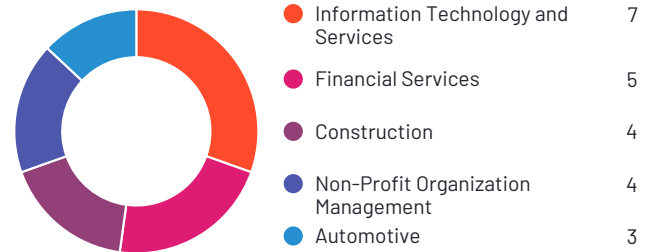


Clappia has been named a High Performer product based on having high customer Satisfaction scores and a low Market Presence compared to the rest of the category. 99% of users rated it 4 or 5 stars, 95% of users believe it is headed in the right direction, and users said they would be likely to recommend Clappia at a rate of 95%. Clappia is also in the Digital Process Automation (DPA) category.

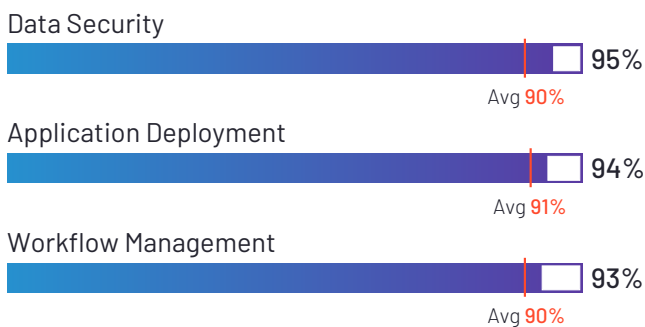
Satisfaction Ratings



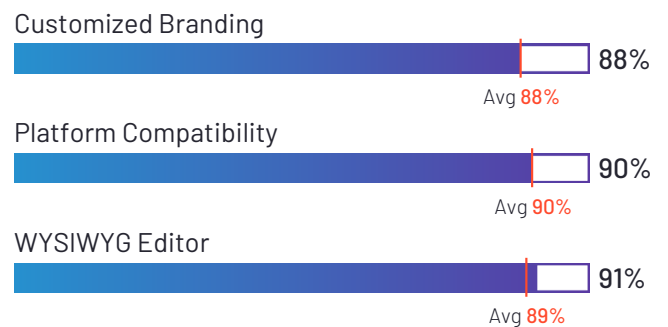
Top Industries Represented



Highest-Rated Features



Lowest-Rated Features



 Ownership Claptron Technologies Private Limited	 HQ Location Bangalore, India	 Year Founded 2018	 Employees (Listed On LinkedIn) 21	 Company Website clappia.com
---	--	---------------------------------	---	---



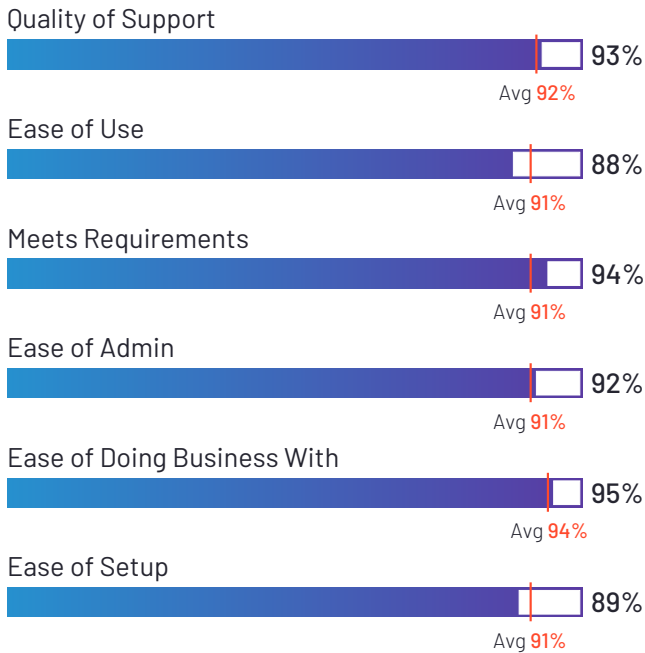
Xano

4.8 ★★★★★ (63)



Xano has been named a High Performer product based on having high customer Satisfaction scores and a low Market Presence compared to the rest of the category. 97% of users rated it 4 or 5 stars, 93% of users believe it is headed in the right direction, and users said they would be likely to recommend Xano at a rate of 95%. Xano is also in the API Management, Business Process Management, Drag and Drop App Builder, and API Development categories.

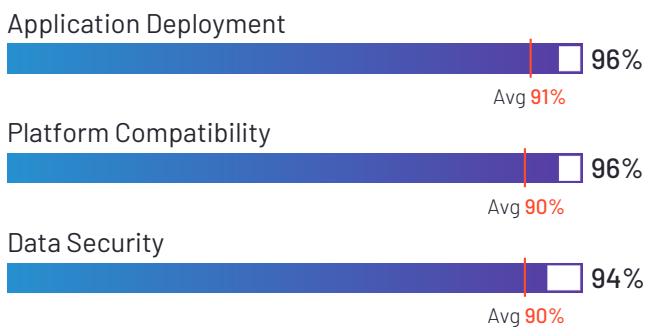
Satisfaction Ratings



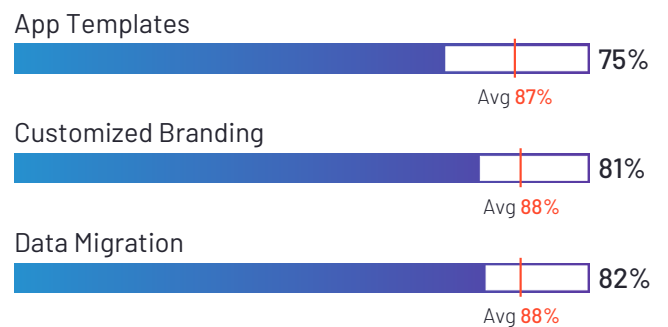
Top Industries Represented



Highest-Rated Features



Lowest-Rated Features



Ownership
Xano



HQ Location
Woodland Hills, US



Year Founded
2014



Employees (Listed On LinkedIn)
55



Company Website
www.xano.com



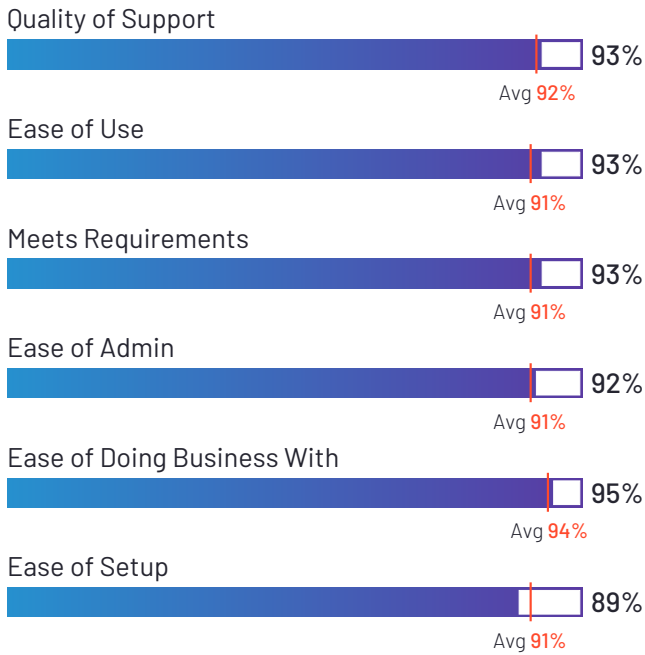
Forms On Fire

4.5 ★★★★★ (244)




Forms On Fire has been named a High Performer product based on having high customer Satisfaction scores and a low Market Presence compared to the rest of the category. 95% of users rated it 4 or 5 stars, 92% of users believe it is headed in the right direction, and users said they would be likely to recommend Forms On Fire at a rate of 91%. Forms On Fire is also in the Inspection Management, Mobile Forms Automation, and Field Service Management categories.

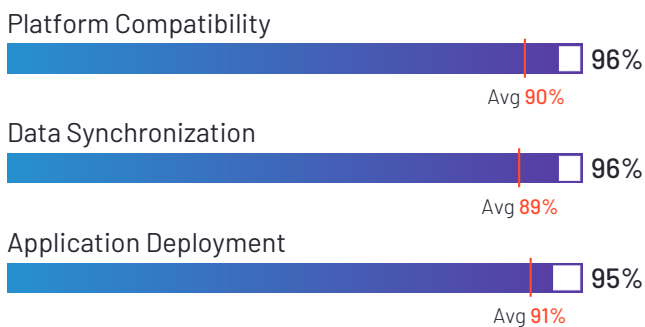
Satisfaction Ratings



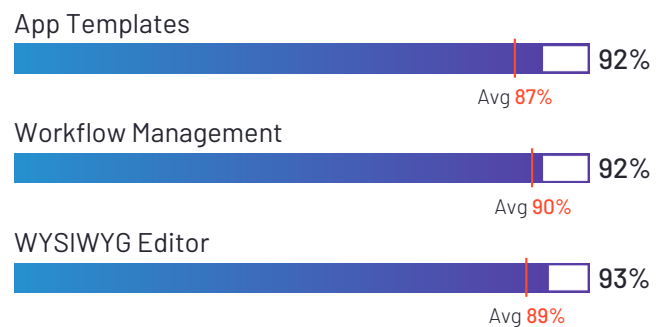
Top Industries Represented



Highest-Rated Features



Lowest-Rated Features



Ownership
Forms On Fire, Inc.



HQ Location
Bellevue, WA



Year Founded
2012



Employees (Listed On LinkedIn)
18



Company Website
formsonfire.com



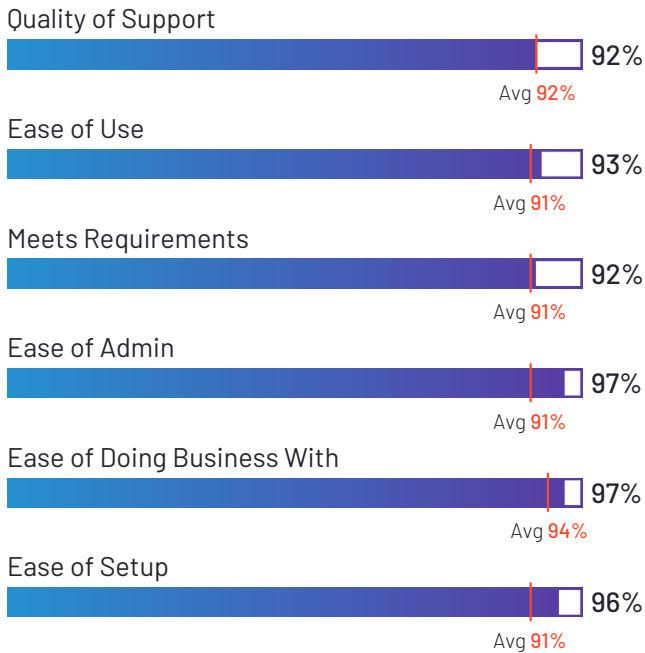
Ycode

4.5 ★★★★★ (50)

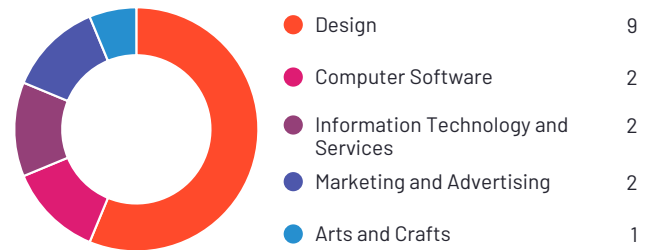


Ycode has been named a High Performer product based on having high customer Satisfaction scores and a low Market Presence compared to the rest of the category. 96% of users rated it 4 or 5 stars, 96% of users believe it is headed in the right direction, and users said they would be likely to recommend Ycode at a rate of 91%. Ycode is also in the Landing Page Builders, WebOps Platforms, Web Content Management, Web Design, and Website Builder categories.

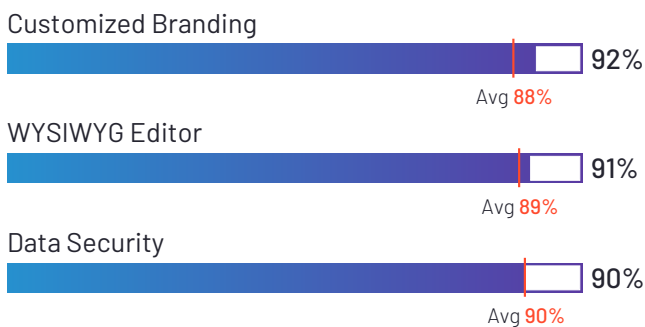
Satisfaction Ratings



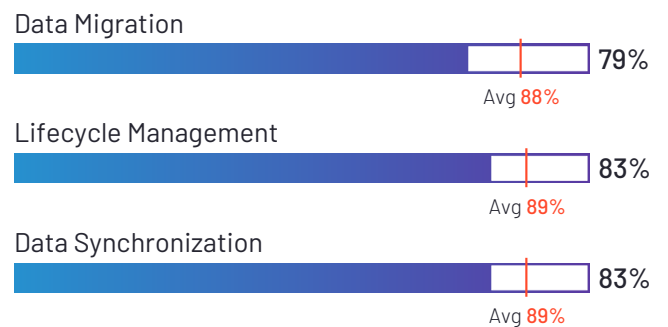
Top Industries Represented



Highest-Rated Features



Lowest-Rated Features



Ownership
Ycode



HQ Location
New York, US



Year Founded
2019



Employees (Listed On LinkedIn)
7



Company Website
www.ycode.com



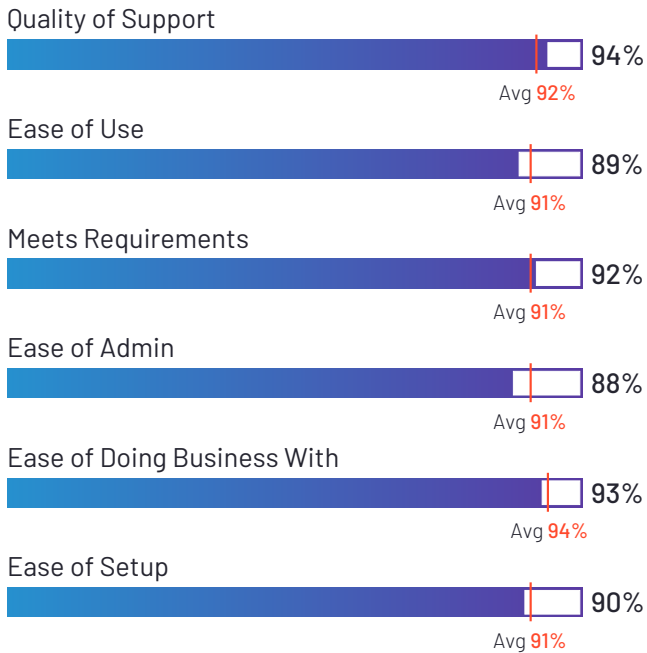
Process Street

4.6 ★★★★★ (455)

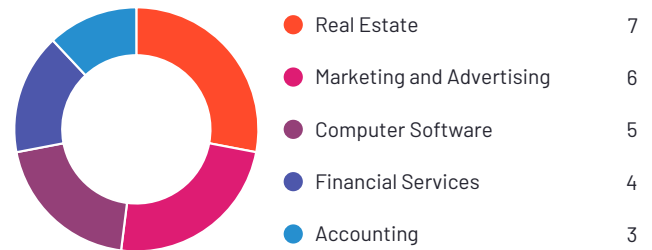


Process Street has been named a High Performer product based on having high customer Satisfaction scores and a low Market Presence compared to the rest of the category. 97% of users rated it 4 or 5 stars, 88% of users believe it is headed in the right direction, and users said they would be likely to recommend Process Street at a rate of 93%. Process Street is also in the Business Process Management, Workflow Management, AI Agents For Business Operations, Standard Operating Procedures, Policy Management, Client Onboarding, HR Compliance, Quality Management (QMS), Audit Management, Operational Risk Management, Security Compliance, and Mobile Forms Automation categories.


Satisfaction Ratings



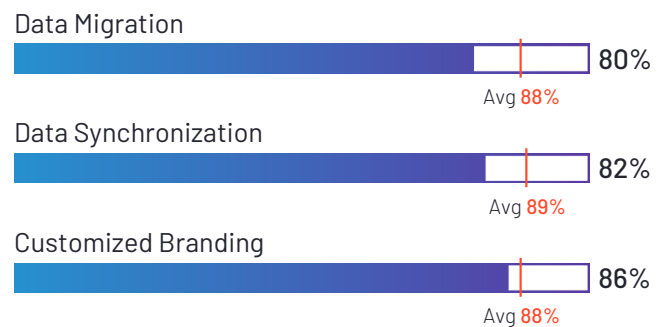
Top Industries Represented



Highest-Rated Features



Lowest-Rated Features



Ownership
Process Street



HQ Location
San Francisco, US




Year Founded
2014



Employees (Listed On LinkedIn)
50



Company Website
www.process.st



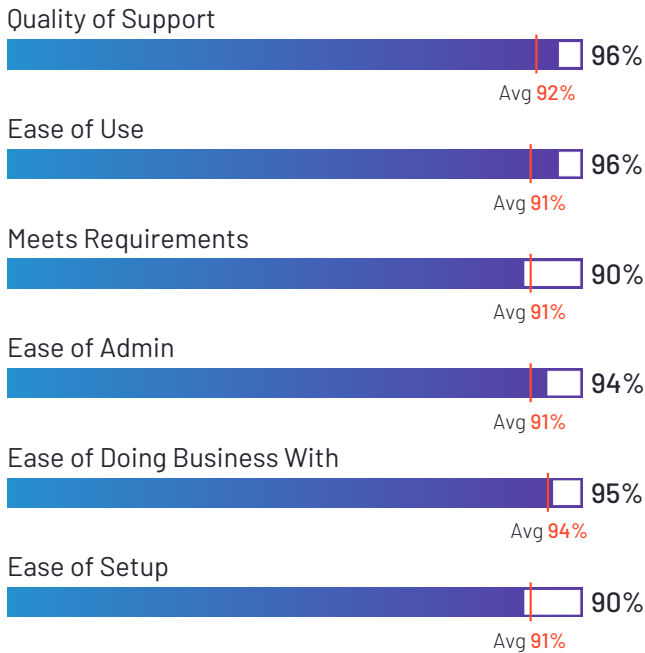
Appfarm

4.8 ★★★★★ (16)

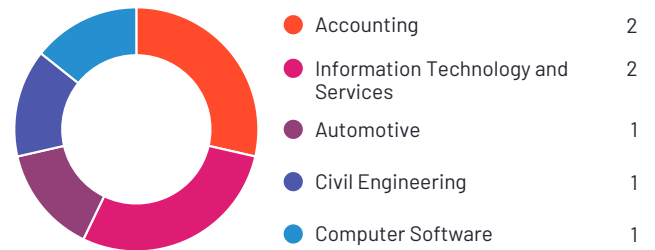


Appfarm has been named a High Performer product based on having high customer Satisfaction scores and a low Market Presence compared to the rest of the category. 100% of users rated it 4 or 5 stars, 100% of users believe it is headed in the right direction, and users said they would be likely to recommend Appfarm at a rate of 95%. Appfarm is also in the Drag and Drop App Builder, Application Development Platforms, and Workplace Innovation Platforms categories.

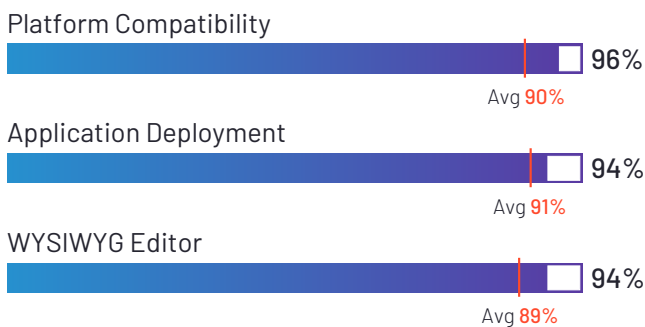
Satisfaction Ratings



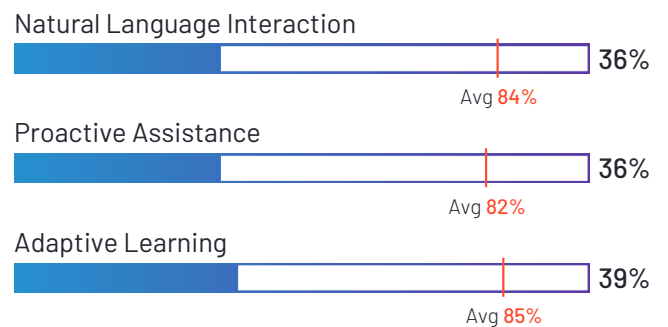
Top Industries Represented



Highest-Rated Features



Lowest-Rated Features



Ownership
Appfarm



HQ Location
Oslo, Oslo, Norway



Year Founded
2018



Employees (Listed On LinkedIn)
40



Company Website
appfarm.io



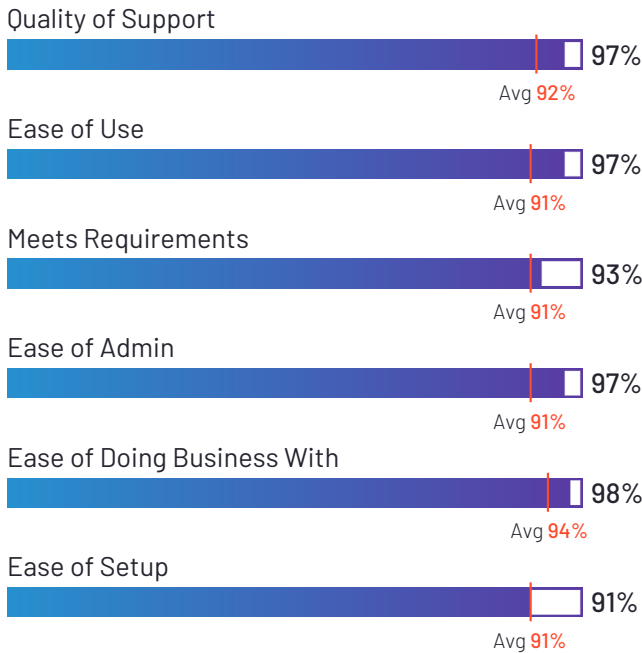
Buildfire

4.7 ★★★★★ (197)

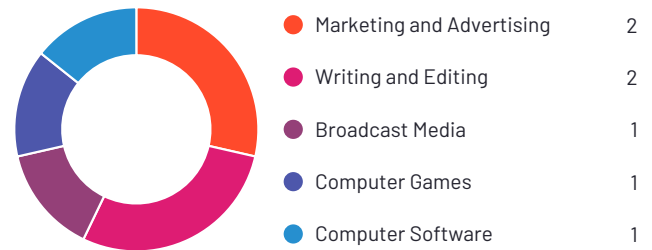


Buildfire has been named a High Performer product based on having high customer Satisfaction scores and a low Market Presence compared to the rest of the category. 100% of users rated it 4 or 5 stars, 100% of users believe it is headed in the right direction, and users said they would be likely to recommend Buildfire at a rate of 94%. Buildfire is also in the Low-Code Mobile App Builder, Drag and Drop App Builder, Mobile Development Platforms, Application Development Platforms, and Mobile E-Commerce categories.

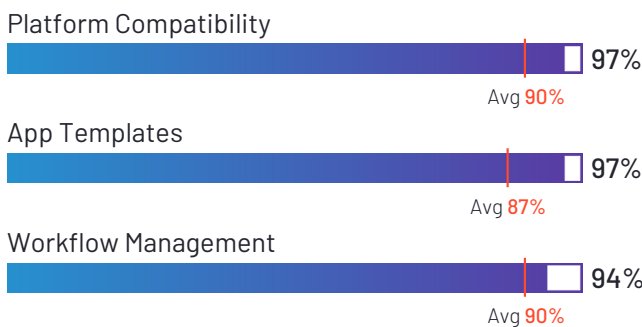
Satisfaction Ratings



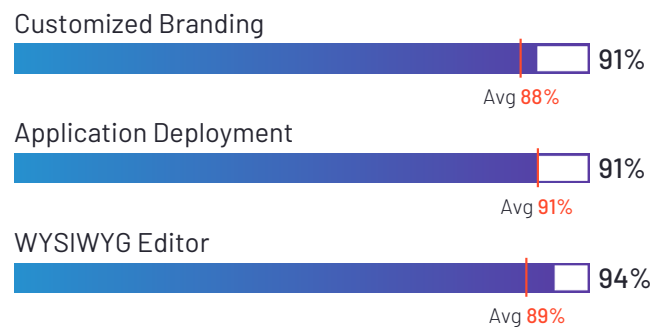
Top Industries Represented



Highest-Rated Features



Lowest-Rated Features



Ownership
BuildFire



HQ Location
San Diego, CA



Year Founded
2014



Employees (Listed On LinkedIn)
23



Company Website
buildfire.com



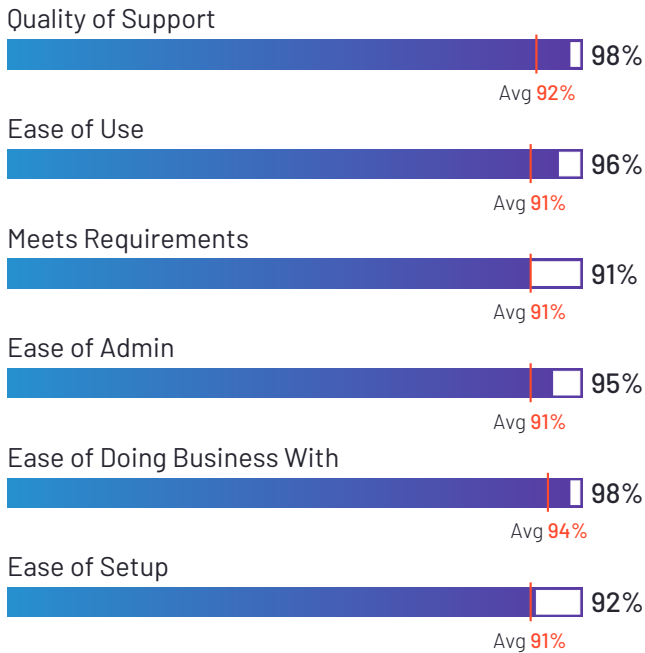
GoFormz

4.7 ★★★★★ (230)




GoFormz has been named a High Performer product based on having high customer Satisfaction scores and a low Market Presence compared to the rest of the category. 100% of users rated it 4 or 5 stars, 95% of users believe it is headed in the right direction, and users said they would be likely to recommend GoFormz at a rate of 97%. GoFormz is also in the Inspection Management, Autodesk Construction Cloud Integration Partners, Online Form Builder, Mobile Forms Automation, E-Signature, Survey, and Procore App Marketplace Partners categories.

Satisfaction Ratings



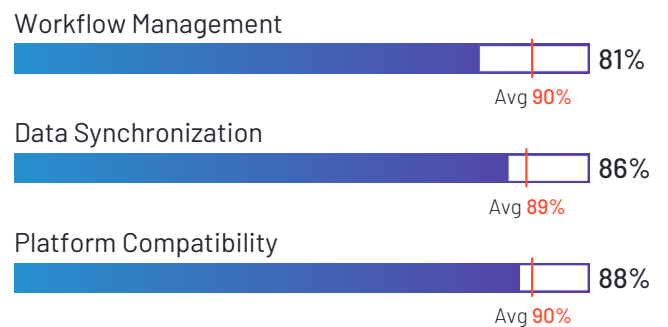
Top Industries Represented



Highest-Rated Features



Lowest-Rated Features



Ownership
GoFormz



HQ Location
San Diego, CA



Year Founded
2012



Employees (Listed
On LinkedIn)
77



Company Website
goformz.com



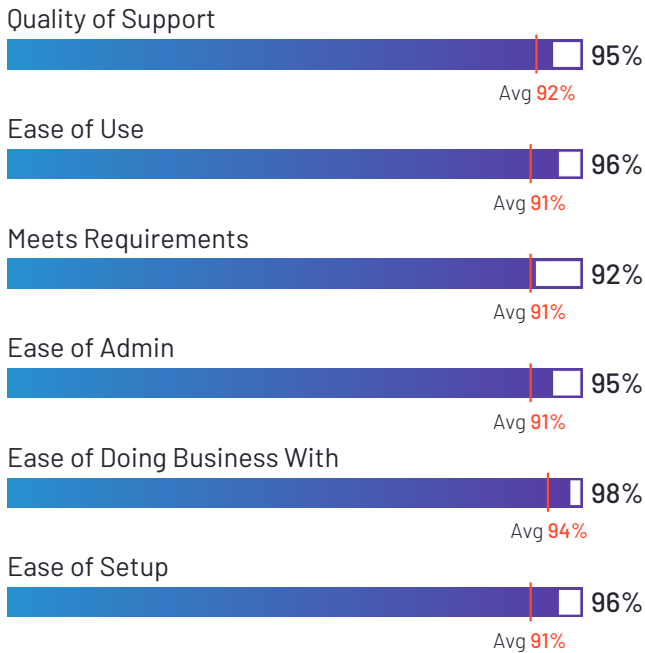
involve.me

4.7 ★★★★★ (98)



involve.me has been named a High Performer product based on having high customer Satisfaction scores and a low Market Presence compared to the rest of the category. 100% of users rated it 4 or 5 stars, 100% of users believe it is headed in the right direction, and users said they would be likely to recommend involve.me at a rate of 96%. involve.me is also in the Pop-Up Builder, Content Experience Platforms, Content Creation, Online Form Builder, Landing Page Builders, Lead Capture, and Survey categories.

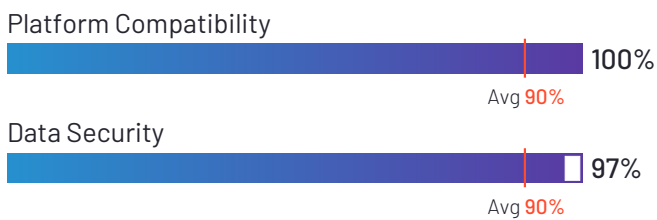
Satisfaction Ratings



Top Industries Represented



Highest-Rated Features



Lowest-Rated Features



Ownership
Stereo sense GmbH



HQ Location
Vienna, Vienna



Year Founded
2016



Employees (Listed On LinkedIn)
1



Company Website
stereosense.com



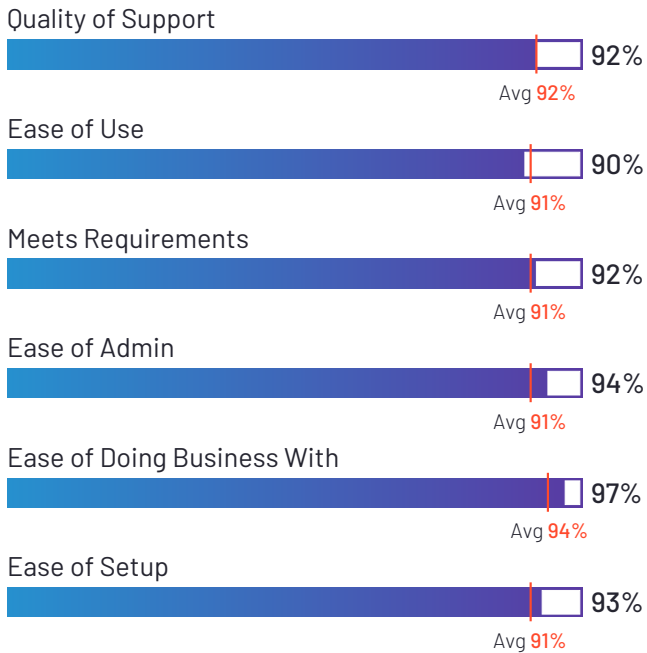
Flatlogic

4.7 ★★★★★ (28)

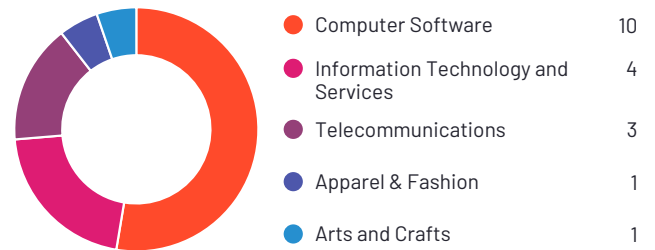


Flatlogic has been named a High Performer product based on having high customer Satisfaction scores and a low Market Presence compared to the rest of the category. 100% of users rated it 4 or 5 stars, 100% of users believe it is headed in the right direction, and users said they would be likely to recommend Flatlogic at a rate of 95%.

Satisfaction Ratings



Top Industries Represented



Ownership
Flatlogic



HQ Location
Warsaw, Poland



Year Founded
2014



Employees (Listed On LinkedIn)
15



Company Website
flatlogic.com



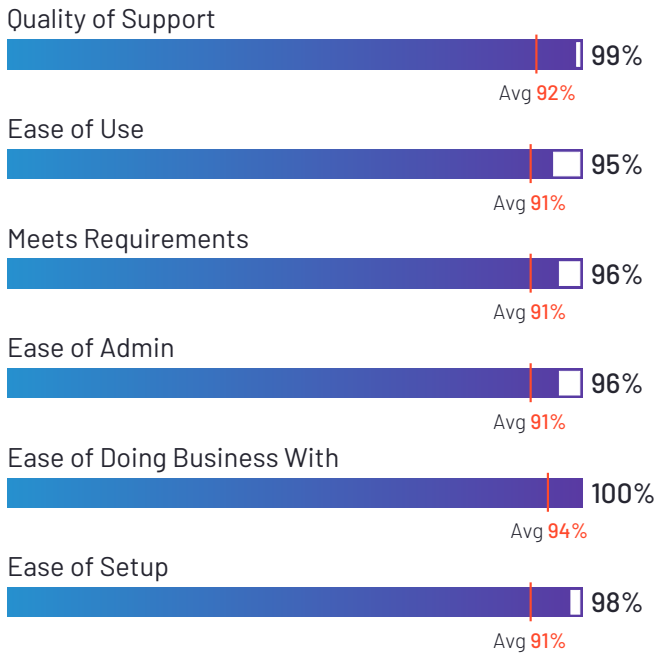
GW Apps

5.0 ★★★★★ (13)

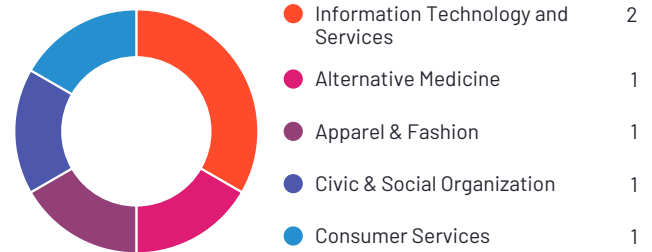


GW Apps has been named a High Performer product based on having high customer Satisfaction scores and a low Market Presence compared to the rest of the category. 100% of users rated it 4 or 5 stars, 100% of users believe it is headed in the right direction, and users said they would be likely to recommend GW Apps at a rate of 100%. GW Apps is also in the Workplace Innovation Platforms category.

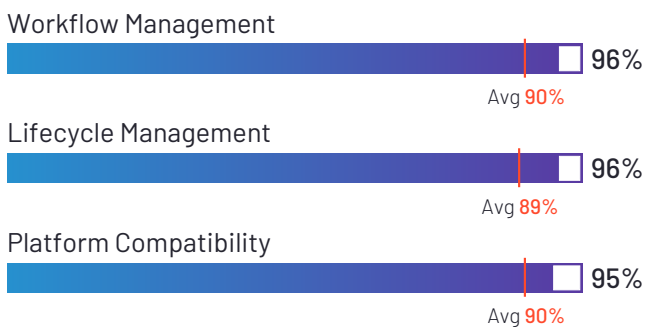
Satisfaction Ratings



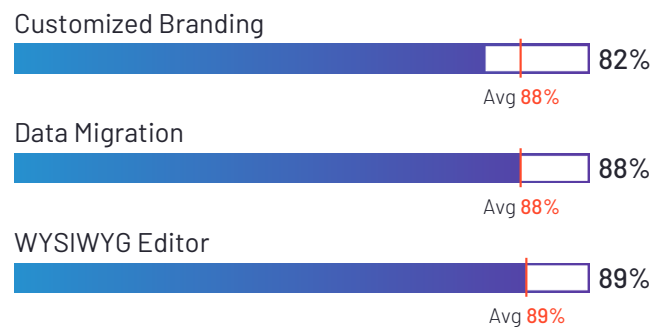
Top Industries Represented



Highest-Rated Features



Lowest-Rated Features



Ownership
GW Apps



HQ Location
Los Angeles, CA



Year Founded
2018



Employees (Listed
On LinkedIn)
13



Company Website
gwapps.com



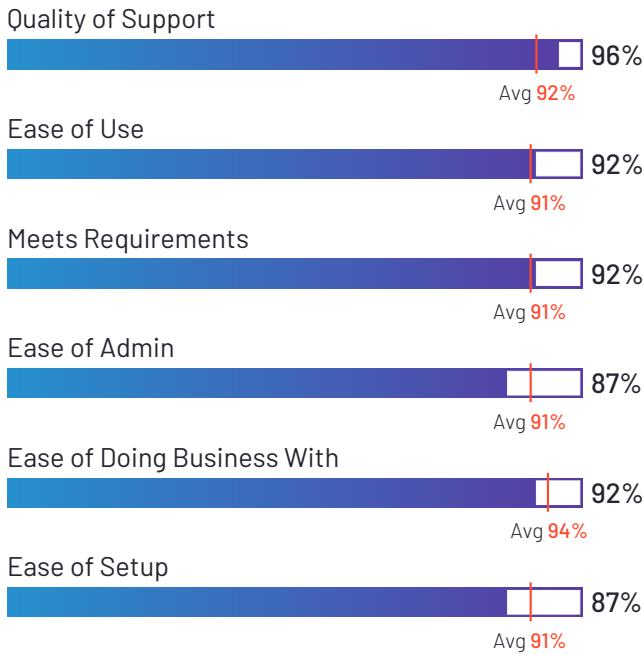
AgilePoint NX

4.5 ★★★★★ (34)

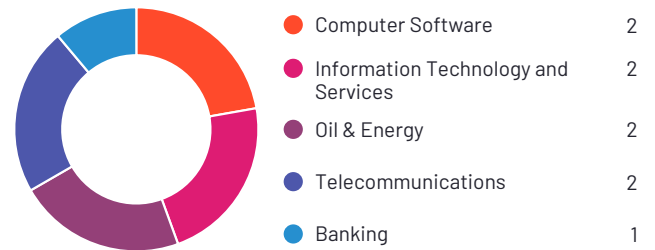


AgilePoint NX has been named a High Performer product based on having high customer Satisfaction scores and a low Market Presence compared to the rest of the category. 94% of users rated it 4 or 5 stars, 93% of users believe it is headed in the right direction, and users said they would be likely to recommend AgilePoint NX at a rate of 88%. AgilePoint NX is also in the Application Development Platforms, Digital Process Automation (DPA), Business Process Management, and Cloud Platform as a Service (PaaS) categories.

Satisfaction Ratings



Top Industries Represented



Ownership
AgilePoint



HQ Location
Mountain View, CA



Year Founded
2003



Employees (Listed On LinkedIn)
185



Company Website
agilepoint.com



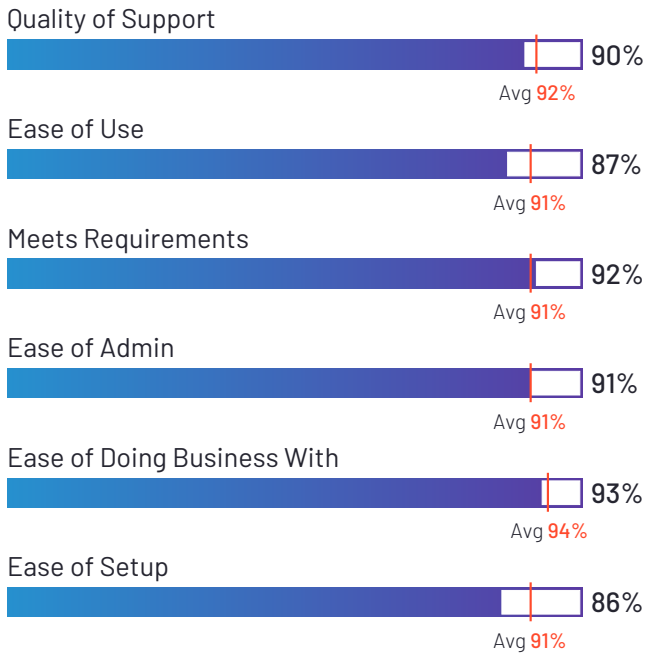
Backendless

4.4 ★★★★★ (56)



Backendless has been named a High Performer product based on having high customer Satisfaction scores and a low Market Presence compared to the rest of the category. 97% of users rated it 4 or 5 stars, 100% of users believe it is headed in the right direction, and users said they would be likely to recommend Backendless at a rate of 94%. Backendless is also in the API Development, API Management, Mobile Backend-as-a-Service (mBaaS), Drag and Drop App Builder, and API Platforms categories.

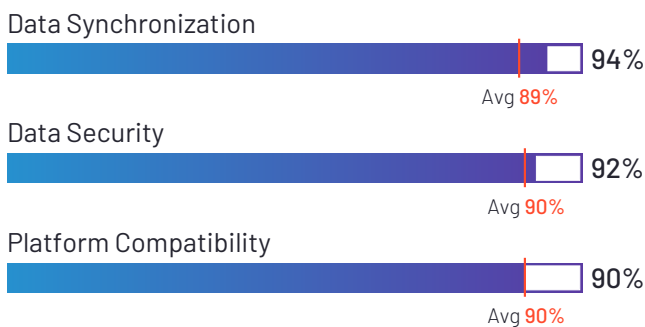
Satisfaction Ratings



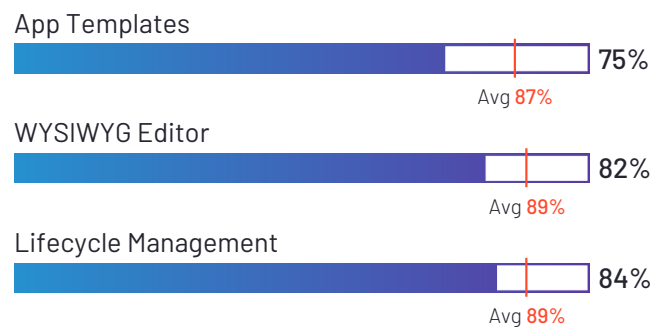
Top Industries Represented



Highest-Rated Features



Lowest-Rated Features



Ownership
Backendless



HQ Location
Frisco, TX



Year Founded
2012



Employees (Listed On LinkedIn)
24



Company Website
backendless.com



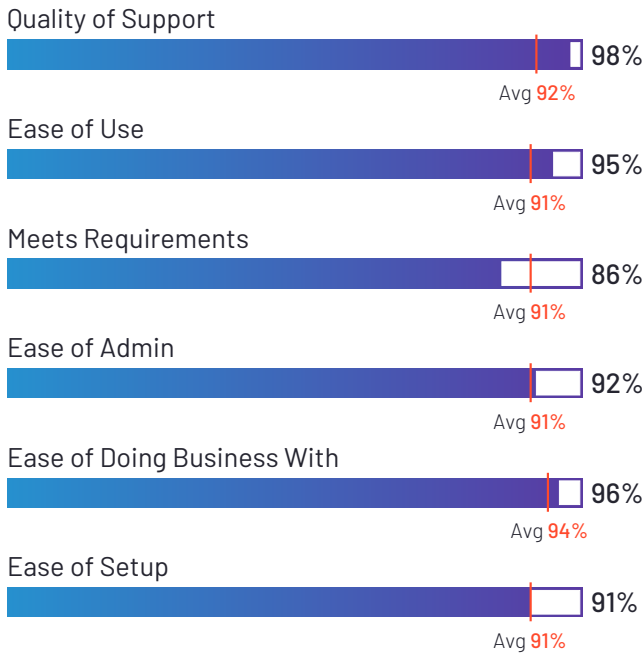
BRYTER

4.7 ★★★★★ (73)



BRYTER has been named a High Performer product based on having high customer Satisfaction scores and a low Market Presence compared to the rest of the category. 100% of users rated it 4 or 5 stars, 95% of users believe it is headed in the right direction, and users said they would be likely to recommend BRYTER at a rate of 95%. BRYTER is also in the Digital Process Automation (DPA) and Document Generation categories.

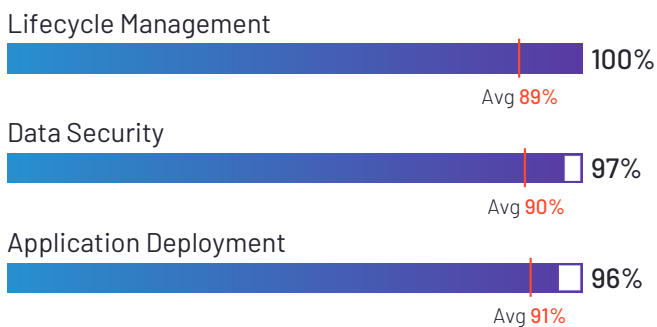
Satisfaction Ratings



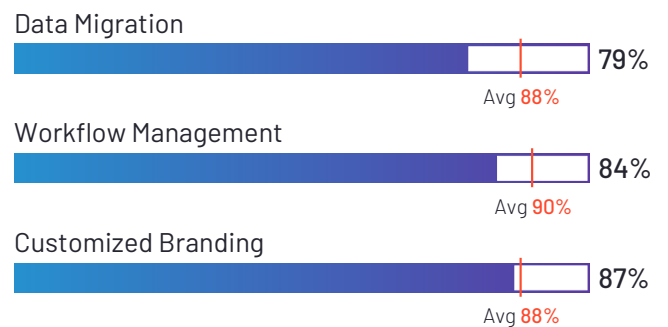
Top Industries Represented



Highest-Rated Features



Lowest-Rated Features



Ownership
BRYTER



HQ Location
New York



Year Founded
2018



Employees (Listed
On LinkedIn)
61



Company Website
www.bryter.io



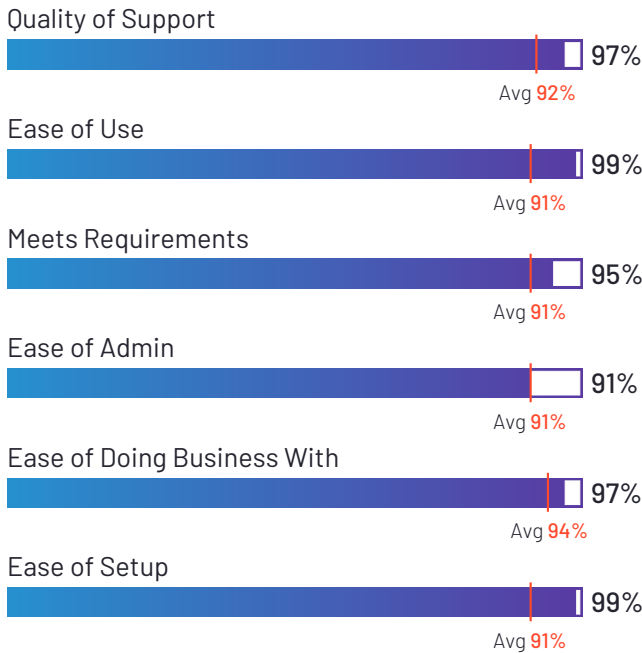
Xpoda

4.9 ★★★★★ (25)

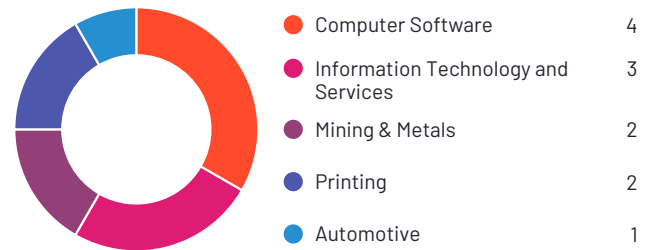


Xpoda has been named a High Performer product based on having high customer Satisfaction scores and a low Market Presence compared to the rest of the category. 100% of users rated it 4 or 5 stars, 100% of users believe it is headed in the right direction, and users said they would be likely to recommend Xpoda at a rate of 98%.

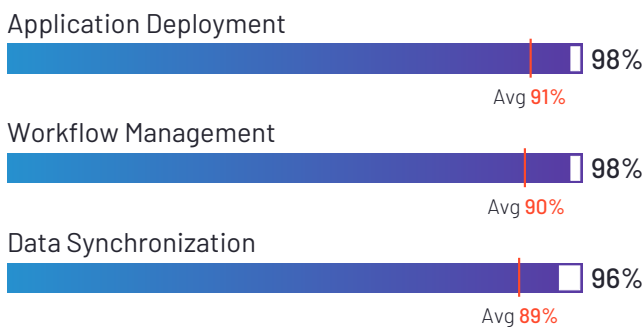
Satisfaction Ratings



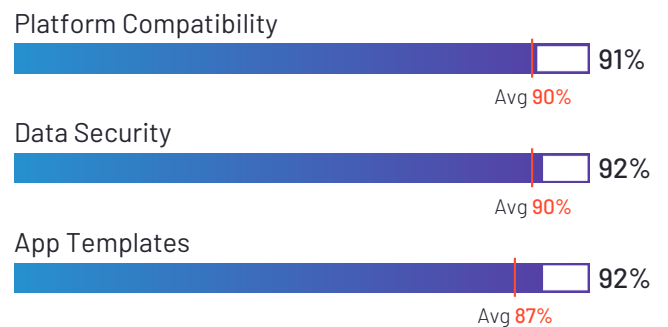
Top Industries Represented



Highest-Rated Features



Lowest-Rated Features



Ownership
Xpoda



HQ Location
San Francisco,
California



Year Founded
2016



Employees (Listed On LinkedIn)
17



Company Website
www.xpoda.com



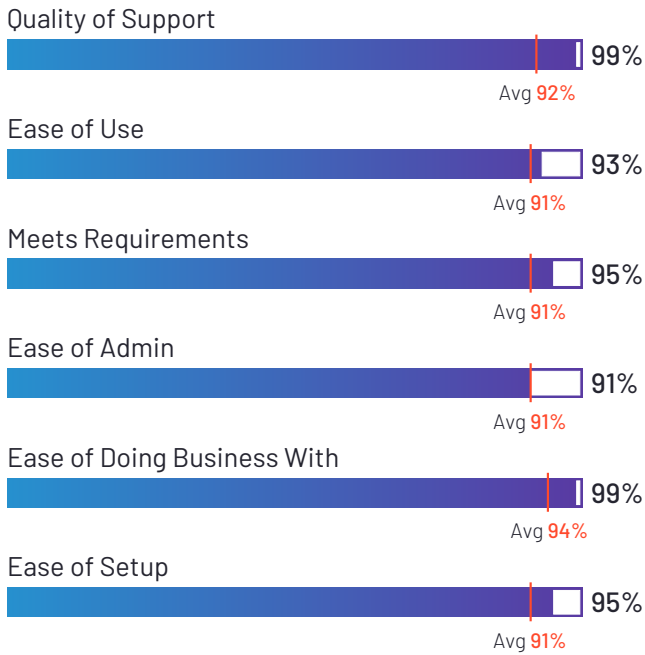
Toca.io

4.7 ★★★★★ (23)

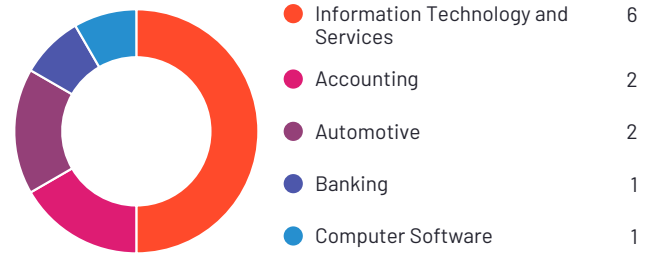


Toca.io has been named a High Performer product based on having high customer Satisfaction scores and a low Market Presence compared to the rest of the category. 100% of users rated it 4 or 5 stars, 100% of users believe it is headed in the right direction, and users said they would be likely to recommend Toca.io at a rate of 94%. Toca.io is also in the Digital Process Automation (DPA) category.

Satisfaction Ratings



Top Industries Represented



Ownership
Toca.io



HQ Location
Reading, GB



Year Founded
2018



Employees (Listed On LinkedIn)
28



Company Website
www.toca.io



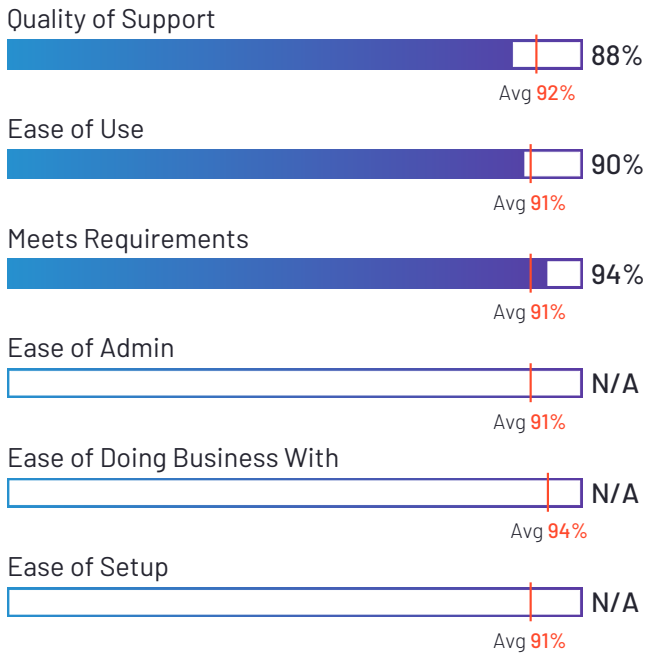
Appery.io

4.5 ★★★★★ (25)

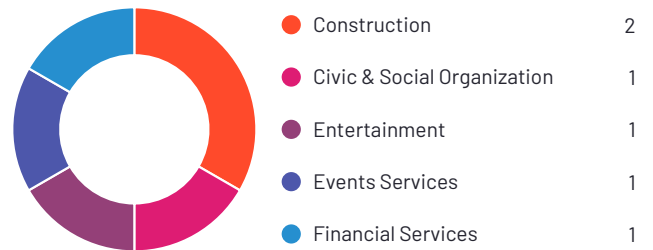


Appery.io has been named a High Performer product based on having high customer Satisfaction scores and a low Market Presence compared to the rest of the category. 100% of users rated it 4 or 5 stars, 100% of users believe it is headed in the right direction, and users said they would be likely to recommend Appery.io at a rate of 95%. Appery.io is also in the Application Development Platforms category.

Satisfaction Ratings



Top Industries Represented



*N/A is displayed when fewer than five responses were received for the question.

<p>Ownership appery.io</p>	<p>HQ Location Warsaw, PL</p>	<p>Year Founded 2011</p>	<p>Employees (Listed On LinkedIn) 5</p>	<p>Company Website appery.io</p>
---------------------------------------	--	-------------------------------------	--	---



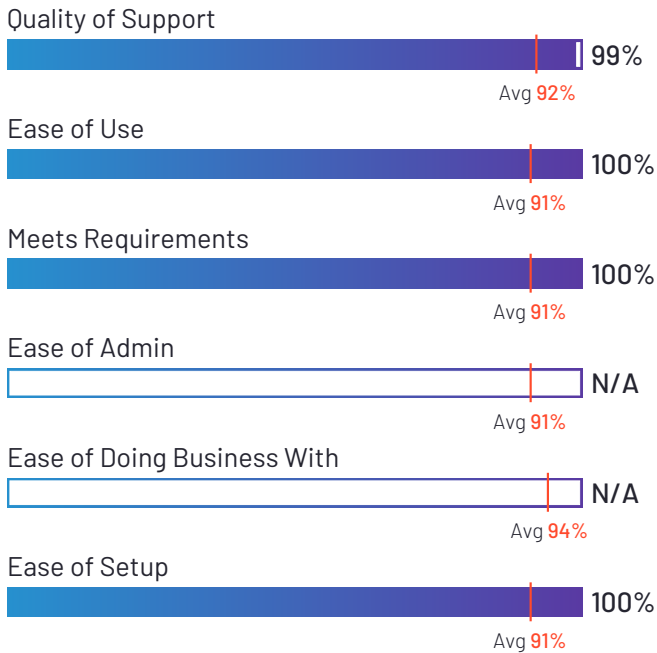
Best Brain

5.0 ★★★★★ (11)



Best Brain has been named a High Performer product based on having high customer Satisfaction scores and a low Market Presence compared to the rest of the category. 100% of users rated it 4 or 5 stars, 100% of users believe it is headed in the right direction, and users said they would be likely to recommend Best Brain at a rate of 99%.

Satisfaction Ratings

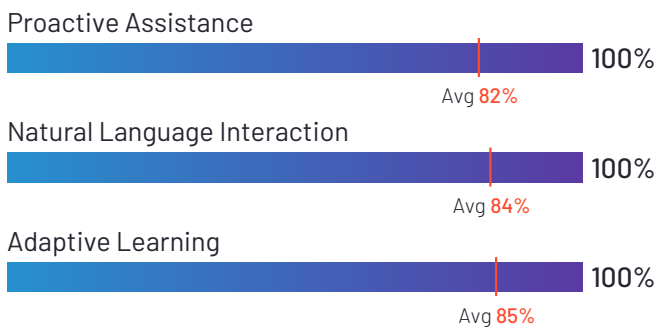


*N/A is displayed when fewer than five responses were received for the question.

Top Industries Represented



Highest-Rated Features



Lowest-Rated Features



 Ownership DreamzTech Solutions	 HQ Location TEMPE, US	 Year Founded 2022	 Employees (Listed On LinkedIn) 8	 Company Website dreamzcmms.com
--	-------------------------------------	---------------------------------	--	---



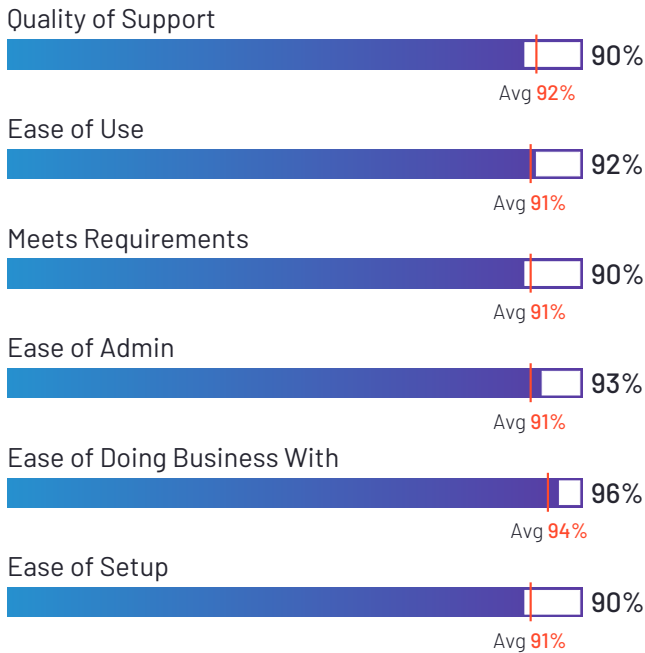
Formaloo

4.6 ★★★★★ (158)



Formaloo has been named a High Performer product based on having high customer Satisfaction scores and a low Market Presence compared to the rest of the category. 98% of users rated it 4 or 5 stars, 97% of users believe it is headed in the right direction, and users said they would be likely to recommend Formaloo at a rate of 94%. Formaloo is also in the Chatbots, Customer Data Platform (CDP), CRM, Survey, Client Portal, and Online Form Builder categories.

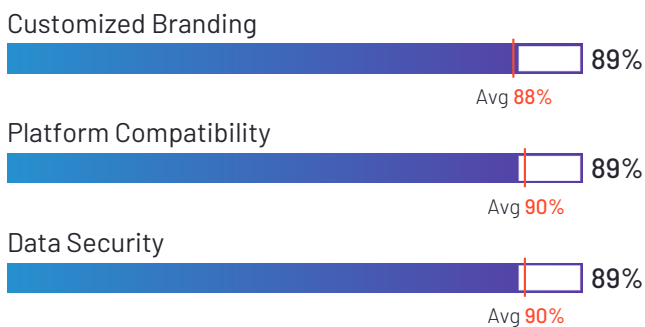
Satisfaction Ratings



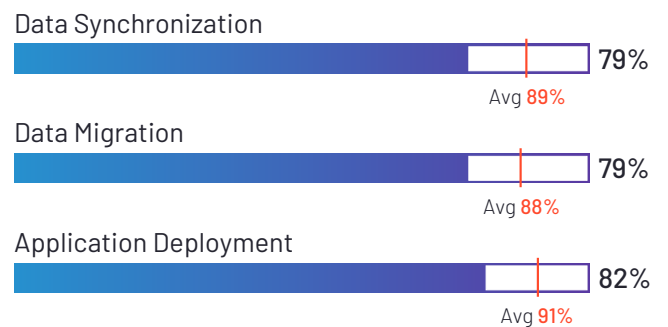
Top Industries Represented



Highest-Rated Features



Lowest-Rated Features



Ownership
Formaloo



HQ Location
Toronto, CA



Year Founded
2020



Employees (Listed On LinkedIn)
17



Company Website
formaloo.com



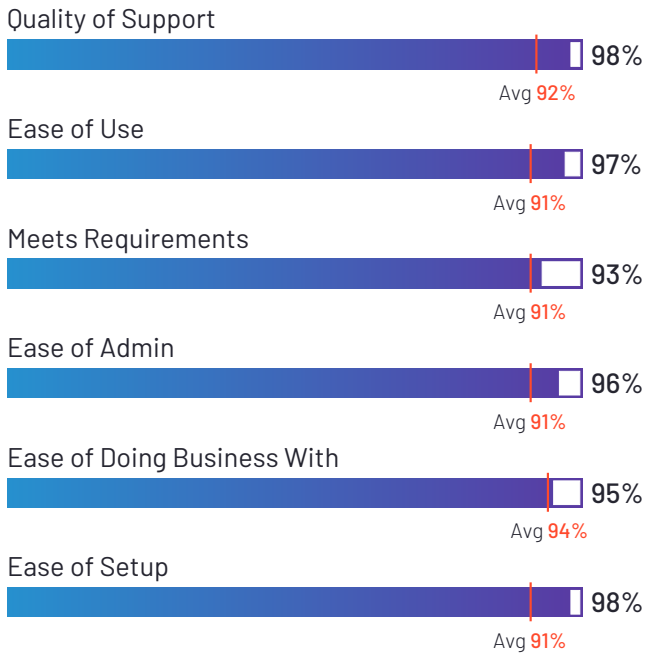
Qalcwise

4.9 ★★★★★ (17)



Qalcwise has been named a High Performer product based on having high customer Satisfaction scores and a low Market Presence compared to the rest of the category. 100% of users rated it 4 or 5 stars, 100% of users believe it is headed in the right direction, and users said they would be likely to recommend Qalcwise at a rate of 99%. Qalcwise is also in the Workplace Innovation Platforms and Expense Management categories.

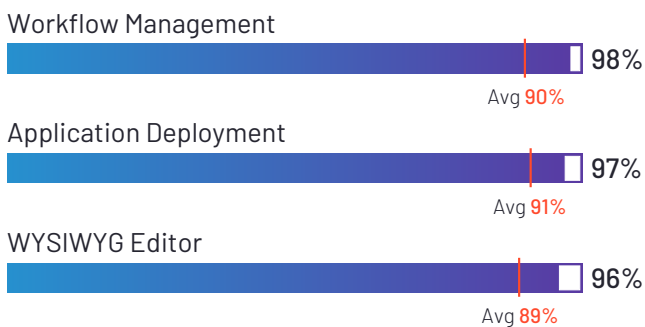
Satisfaction Ratings



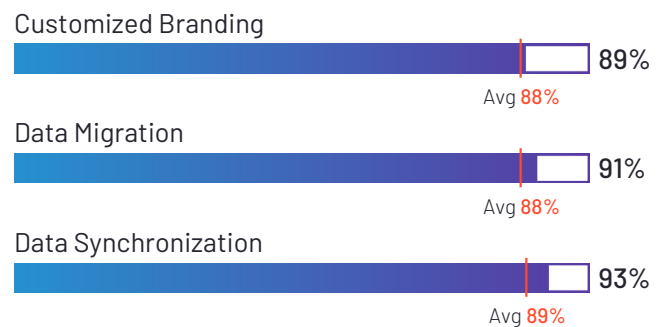
Top Industries Represented



Highest-Rated Features



Lowest-Rated Features



Ownership
Qalcwise



HQ Location
Warsaw, Poland



Year Founded
2014



Employees (Listed On LinkedIn)
18



Company Website
qalcwise.com



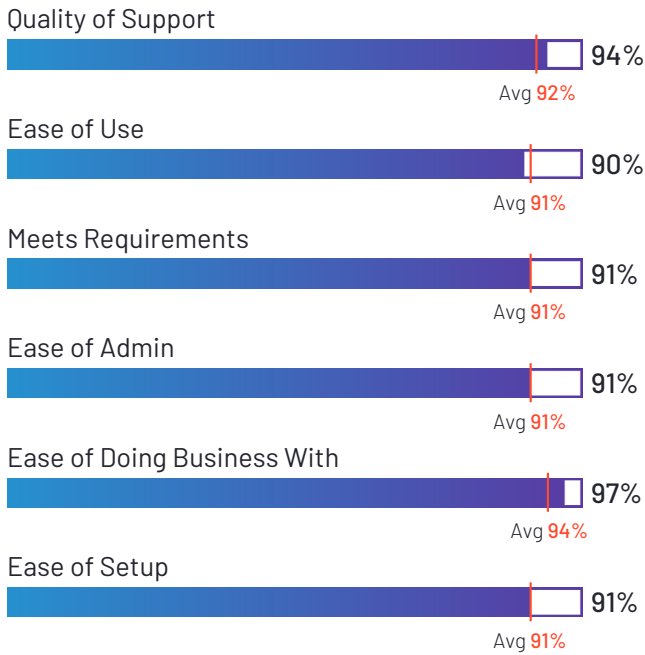
BP Logix

4.7 ★★★★★ (29)

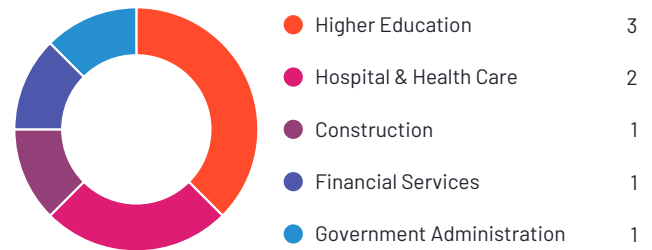


BP Logix has been named a High Performer product based on having high customer Satisfaction scores and a low Market Presence compared to the rest of the category. 100% of users rated it 4 or 5 stars, 100% of users believe it is headed in the right direction, and users said they would be likely to recommend BP Logix at a rate of 93%. BP Logix is also in the Digital Process Automation (DPA), Workplace Innovation Platforms, and Business Process Management categories.

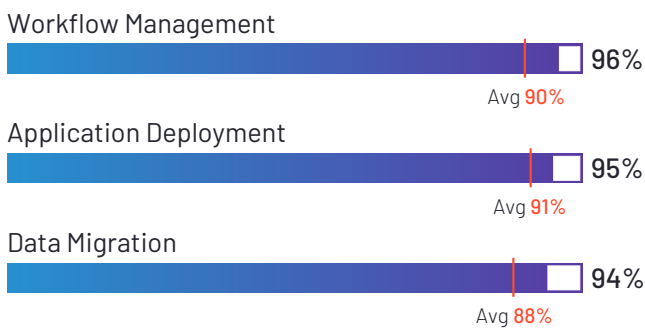
Satisfaction Ratings



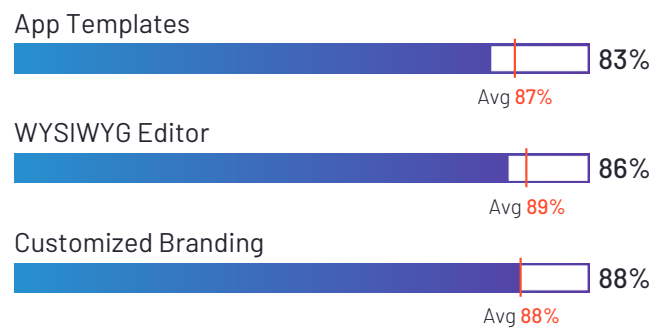
Top Industries Represented



Highest-Rated Features



Lowest-Rated Features



Ownership
BP Logix



HQ Location
Encinitas, CA



Year Founded
1995



Employees (Listed On LinkedIn)
27



Company Website
bplogix.com



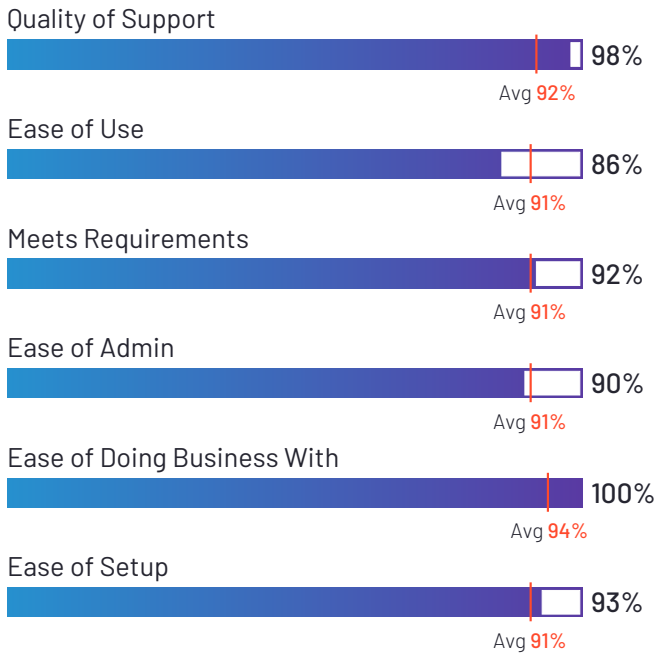
The m-Power Development Platform

4.7 ★★★★★ (29)

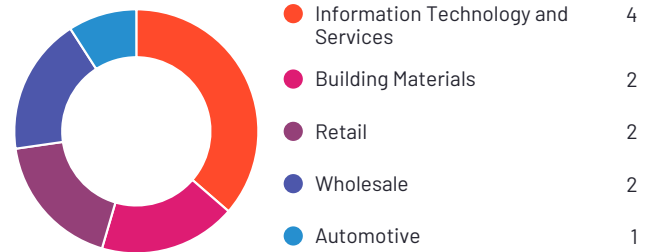


The m-Power Development Platform has been named a High Performer product based on having high customer Satisfaction scores and a low Market Presence compared to the rest of the category. 95% of users rated it 4 or 5 stars, 100% of users believe it is headed in the right direction, and users said they would be likely to recommend m-Power at a rate of 95%. m-Power is also in the Embedded Business Intelligence and Low-Code Development Platforms categories.

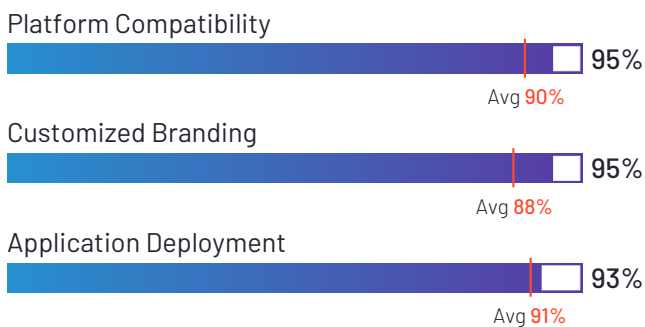
Satisfaction Ratings



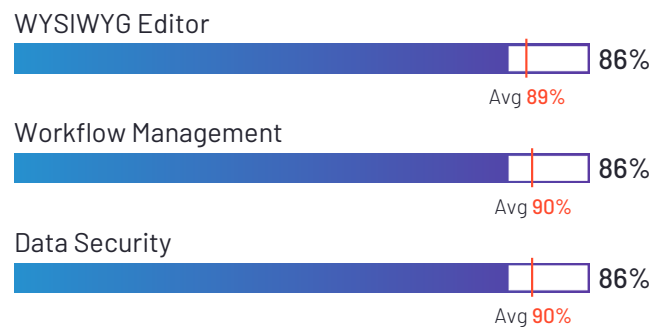
Top Industries Represented



Highest-Rated Features



Lowest-Rated Features



Ownership
mrc



HQ Location
Oak Brook, Illinois



Year Founded
1981



Employees (Listed On LinkedIn)
8



Company Website
mrc-productivity.com



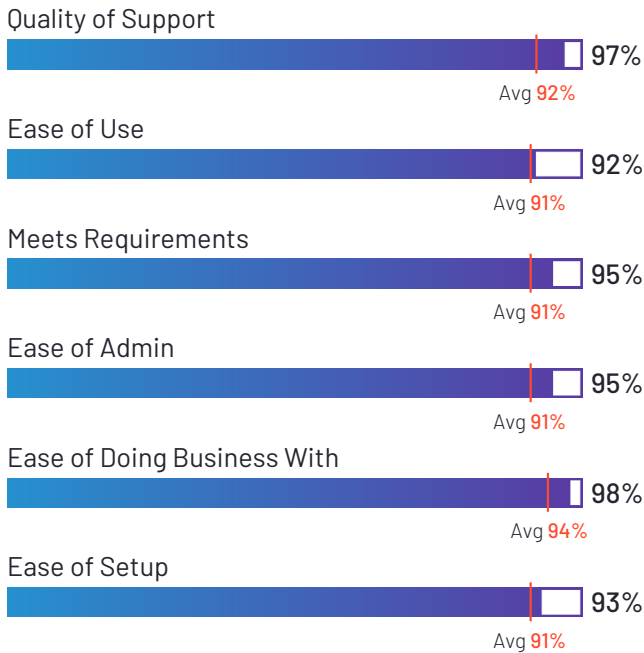
Grid

4.8 ★★★★★ (25)



Grid has been named a High Performer product based on having high customer Satisfaction scores and a low Market Presence compared to the rest of the category. 100% of users rated it 4 or 5 stars, 100% of users believe it is headed in the right direction, and users said they would be likely to recommend Grid at a rate of 95%. Grid is also in the Workplace Innovation Platforms, Mobile Forms Automation, Drag and Drop App Builder, and Application Development Platforms categories.

Satisfaction Ratings



Top Industries Represented



Ownership
Pragyaam Data Technologies



HQ Location
Bengaluru, Karnataka



Year Founded
2017



Employees (Listed On LinkedIn)
52



Company Website
workongrid.com



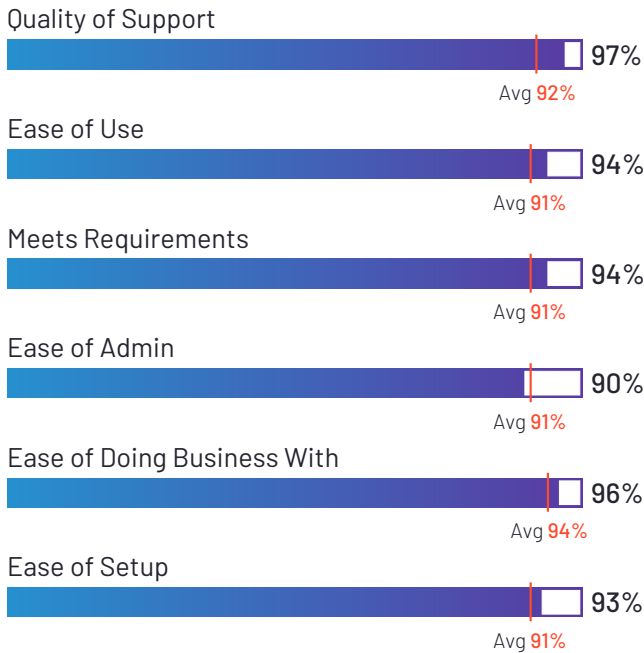
ObjectGears

4.9 ★★★★★ (10)

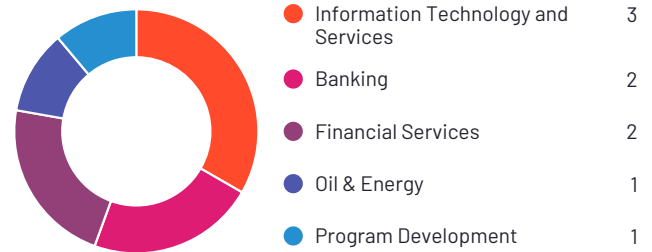


ObjectGears has been named a High Performer product based on having high customer Satisfaction scores and a low Market Presence compared to the rest of the category. 100% of users rated it 4 or 5 stars, 100% of users believe it is headed in the right direction, and users said they would be likely to recommend ObjectGears at a rate of 98%.

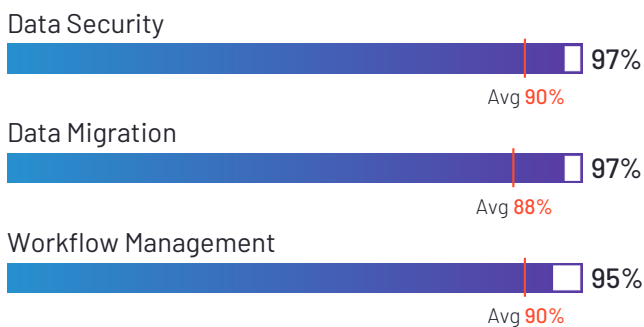
Satisfaction Ratings



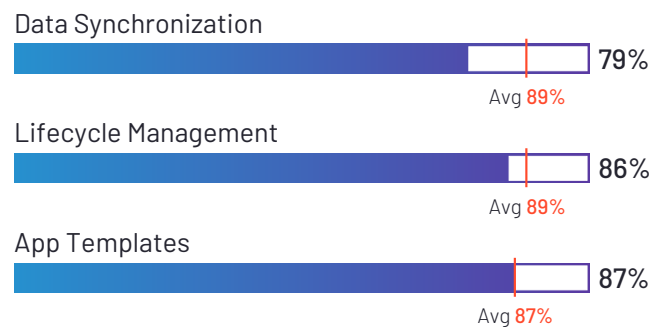
Top Industries Represented



Highest-Rated Features



Lowest-Rated Features



Ownership
ObjectGears



HQ Location
Prague, Prague



Year Founded
2013



Employees (Listed On LinkedIn)
2



Company Website
objectgears.eu

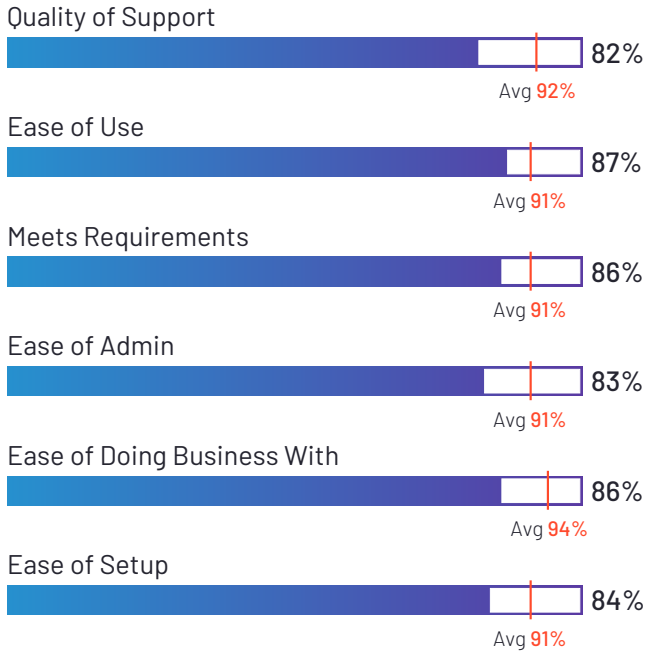


Nintex

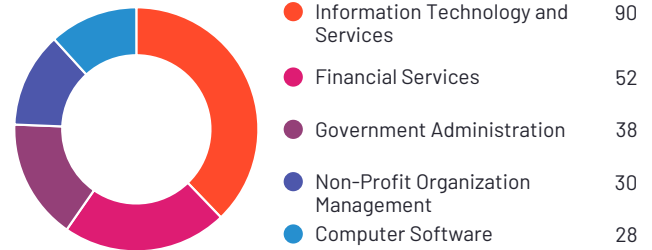
4.3 ★★★★★ (1,317)

Nintex has been named a Contender product based on having a relatively low customer Satisfaction score and large Market Presence compared to the rest of the category. While they may have positive reviews, they do not have enough reviews to validate those ratings. 91% of users rated it 4 or 5 stars, 83% of users believe it is headed in the right direction, and users said they would be likely to recommend Nintex at a rate of 85%. Nintex is also in the Application Development Platforms, Digital Process Automation (DPA), Robotic Process Automation (RPA), Document Generation, Salesforce CRM Document Generation, Business Process Management, E-Signature, Proposal, AI Orchestration, Intelligent Document Processing (IDP), Low-Code Development Platforms, UKG Marketplace, and Workflow Management categories.

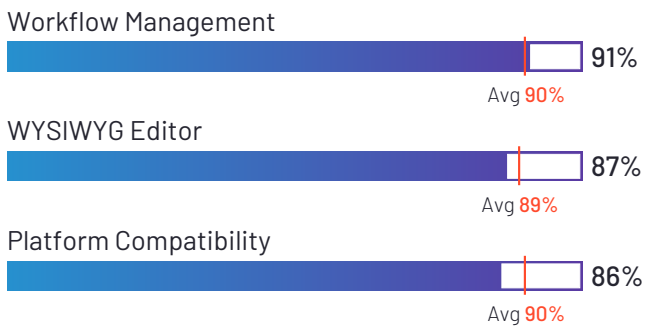
Satisfaction Ratings



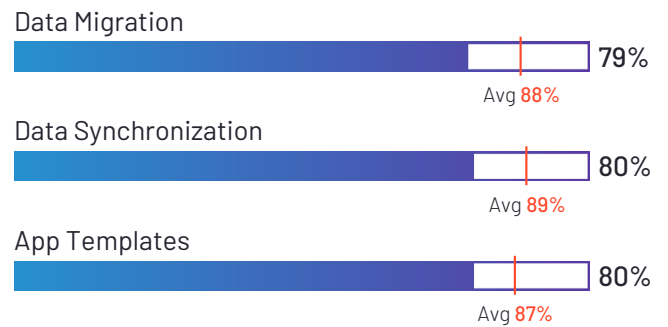
Top Industries Represented



Highest-Rated Features



Lowest-Rated Features



Ownership
Nintex



HQ Location
Bellevue, WA



Year Founded
2006



Employees (Listed
On LinkedIn)
1,278



Company Website
www.nintex.com

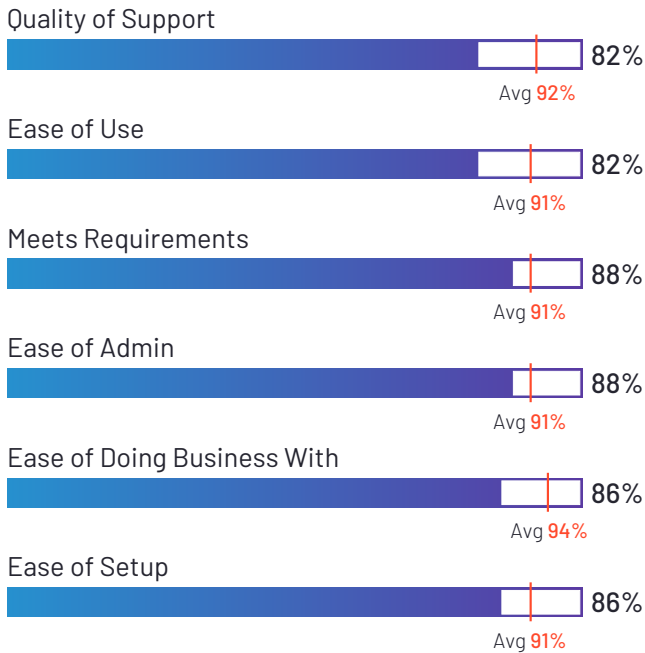


Bubble

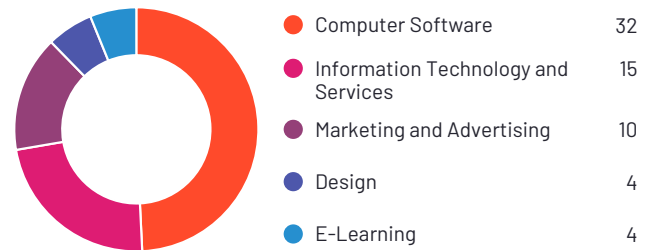
4.4 ★★★★★ (165)

Bubble has been named a Contender product based on having a relatively low customer Satisfaction score and large Market Presence compared to the rest of the category. While they may have positive reviews, they do not have enough reviews to validate those ratings. 91% of users rated it 4 or 5 stars, 81% of users believe it is headed in the right direction, and users said they would be likely to recommend Bubble at a rate of 89%. Bubble is also in the WebOps Platforms, Website Builder, and Drag and Drop App Builder categories.

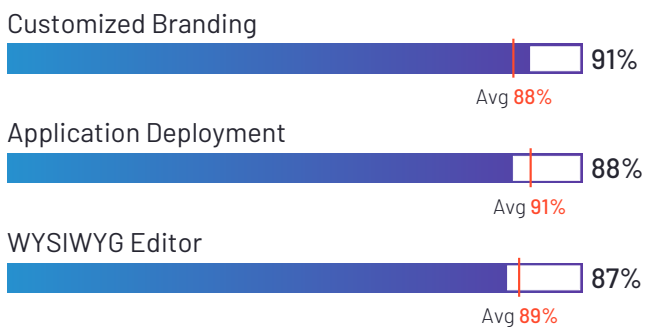
Satisfaction Ratings



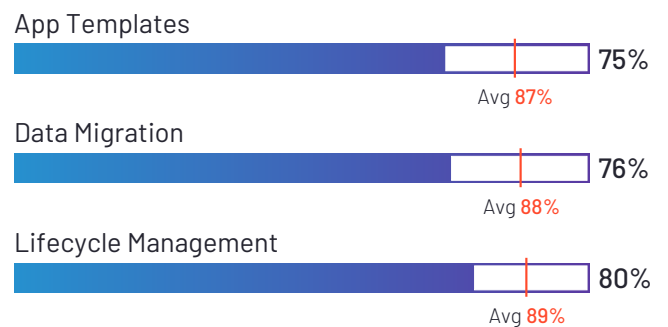
Top Industries Represented



Highest-Rated Features



Lowest-Rated Features



Ownership
Bubble Group



HQ Location
New York, NY



Year Founded
2012



Employees (Listed On LinkedIn)
457



Company Website
bubble.io

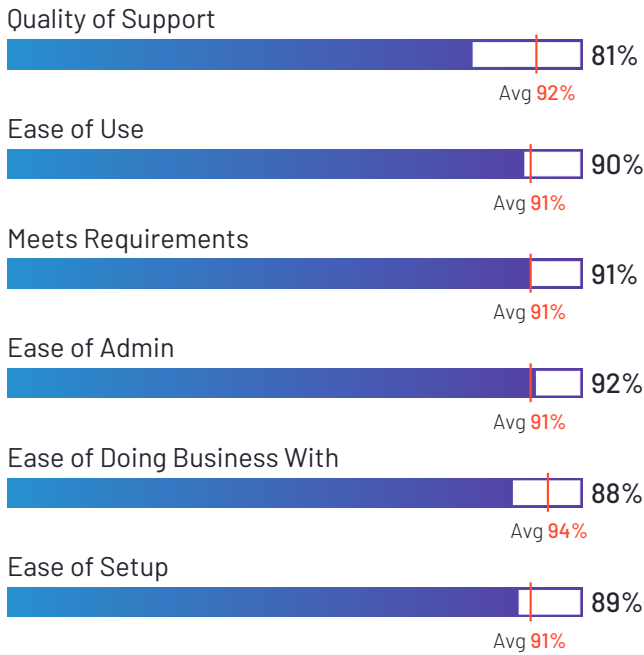


Zoho Creator


4.3 ★★★★★ (162)

Zoho Creator has been named a Contender product based on having a relatively low customer Satisfaction score and large Market Presence compared to the rest of the category. While they may have positive reviews, they do not have enough reviews to validate those ratings. 83% of users rated it 4 or 5 stars, 83% of users believe it is headed in the right direction, and users said they would be likely to recommend Zoho Creator at a rate of 83%. Zoho Creator is also in the Application Development Platforms, Work Management, Workplace Innovation Platforms, Drag and Drop App Builder, Mobile Development Platforms, Low-Code Development Platforms, Database as a Service (DBaaS), and Cloud Platform as a Service (PaaS) categories.

Satisfaction Ratings



Top Industries Represented



Ownership
Zoho



HQ Location
Austin, TX



Year Founded
1996



Employees (Listed On LinkedIn)
28,103



Company Website
www.zoho.com

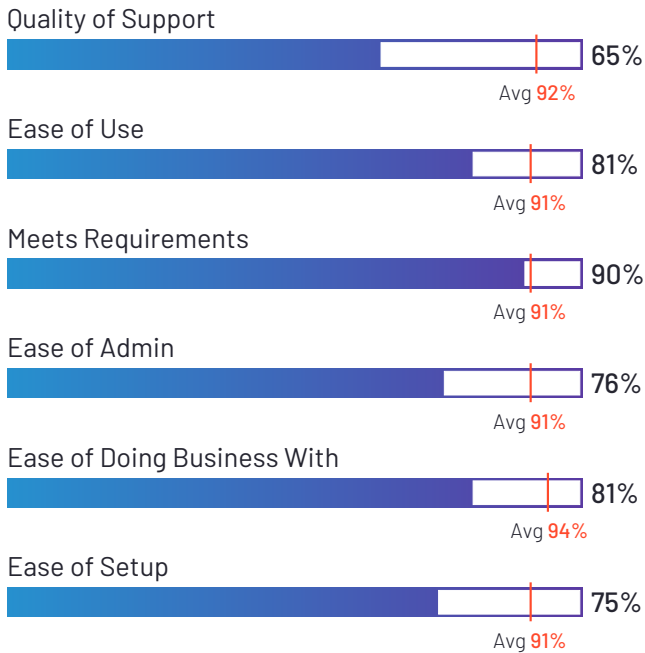


OnBase


4.4 ★★★★★ (324)

OnBase has been named a Contender product based on having a relatively low customer Satisfaction score and large Market Presence compared to the rest of the category. While they may have positive reviews, they do not have enough reviews to validate those ratings. 92% of users rated it 4 or 5 stars, 50% of users believe it is headed in the right direction, and users said they would be likely to recommend OnBase at a rate of 87%. OnBase is also in the HR Service Delivery, AP Automation, Business Process Management, Enterprise Content Management (ECM), and Document Management categories.

Satisfaction Ratings



Top Industries Represented



Ownership
Hyland



HQ Location
Westlake, OH



Year Founded
1991



Employees (Listed On LinkedIn)
4,161



Company Website
www.hyland.com

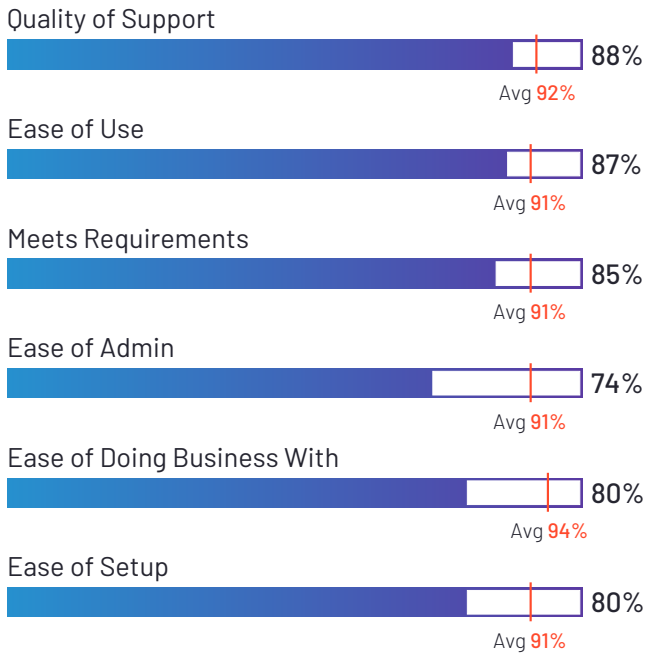


SAP Build


4.4 ★★★★★ (80)

SAP Build has been named a Contender product based on having a relatively low customer Satisfaction score and large Market Presence compared to the rest of the category. While they may have positive reviews, they do not have enough reviews to validate those ratings. 100% of users rated it 4 or 5 stars, 93% of users believe it is headed in the right direction, and users said they would be likely to recommend SAP Build at a rate of 86%. SAP Build is also in the Application Development Platforms, SAP Store, Work Management, Robotic Process Automation (RPA), Mobile Development Platforms, and Low-Code Development Platforms categories.

Satisfaction Ratings



Top Industries Represented



Ownership
SAP



HQ Location
Walldorf



Year Founded
1972



Employees (Listed On LinkedIn)
135,108



Company Website
www.sap.com

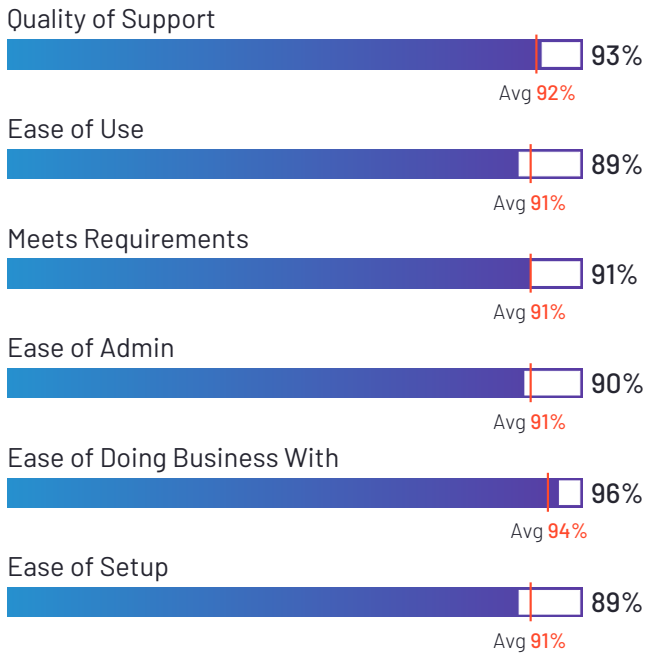


Jitterbit

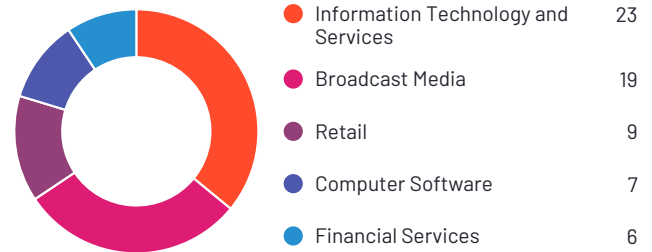
4.5 ★★★★★ (581)

Jitterbit has been named a Niche product based on having a relatively low Satisfaction score and low Market Presence compared to the rest of the category. While they may have positive reviews, they do not have enough reviews to validate those ratings. 94% of users rated it 4 or 5 stars, 89% of users believe it is headed in the right direction, and users said they would be likely to recommend Jitterbit at a rate of 91%. Jitterbit is also in the iPaaS, Low-Code Development Platforms, Electronic Data Interchange (EDI), API Management, Application Development Platforms, and Workplace Innovation Platforms categories.

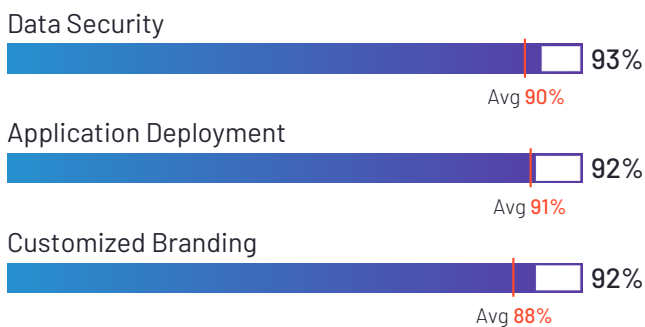
Satisfaction Ratings



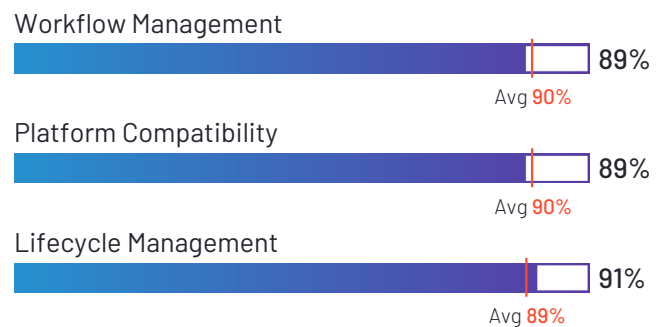
Top Industries Represented



Highest-Rated Features



Lowest-Rated Features



Ownership
Jitterbit



HQ Location
Alameda, CA



Year Founded
2003



Employees (Listed
On LinkedIn)
410



Company Website
jitterbit.com

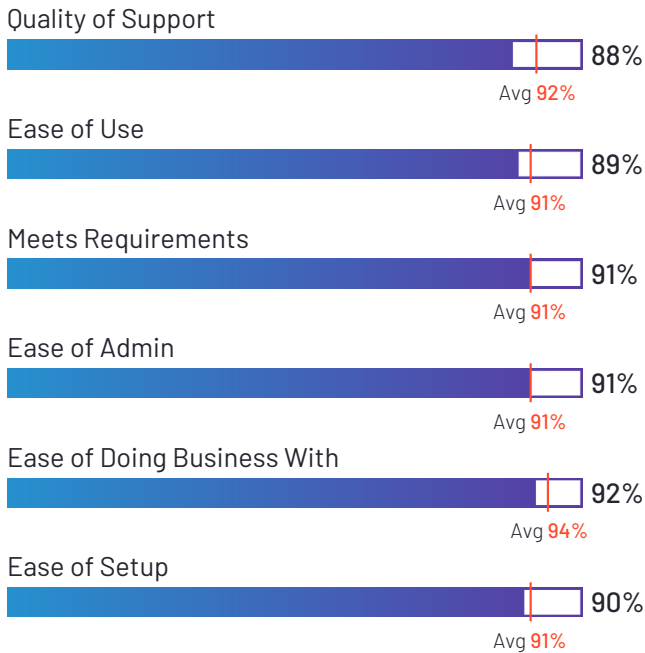


AppSheet

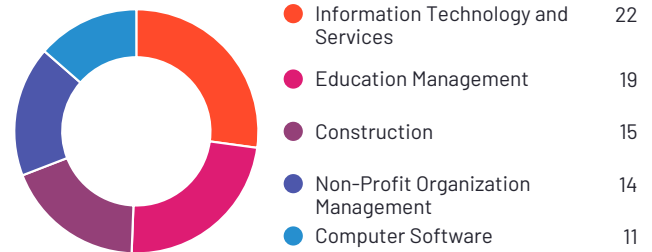
4.8 ★★★★★ (397)

AppSheet has been named a Niche product based on having a relatively low Satisfaction score and low Market Presence compared to the rest of the category. While they may have positive reviews, they do not have enough reviews to validate those ratings. 98% of users rated it 4 or 5 stars, 94% of users believe it is headed in the right direction, and users said they would be likely to recommend AppSheet at a rate of 96%. AppSheet is also in the Workplace Innovation Platforms category.

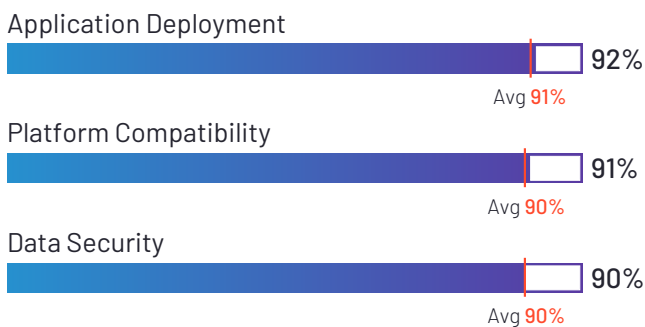
Satisfaction Ratings



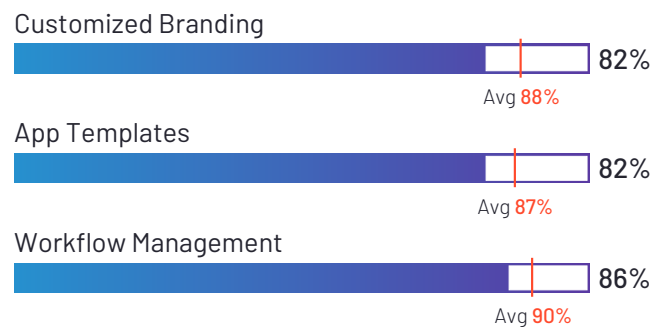
Top Industries Represented



Highest-Rated Features



Lowest-Rated Features



Ownership
AppSheet



HQ Location
Seattle, WA



Year Founded
2014



Employees (Listed
On LinkedIn)
27



Company Website
appsheet.com

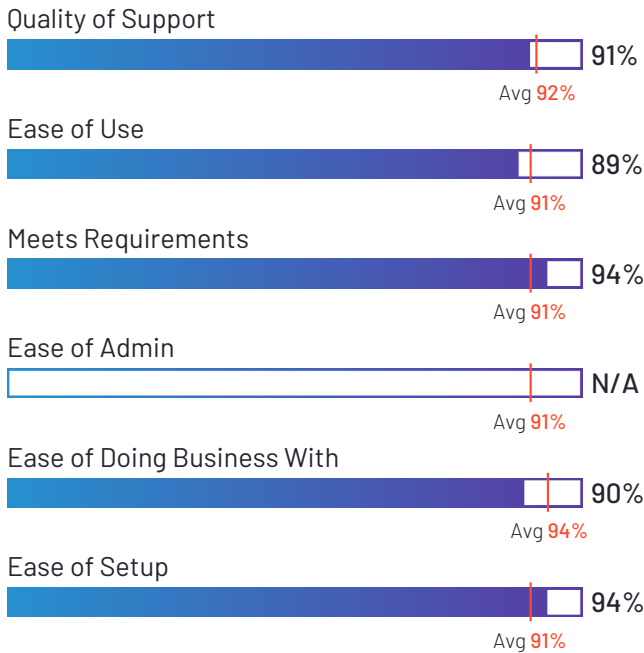


FlutterFlow

4.5 ★★★★★ (29)

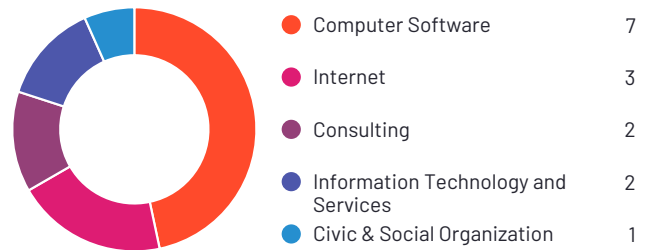
FlutterFlow has been named a Niche product based on having a relatively low Satisfaction score and low Market Presence compared to the rest of the category. While they may have positive reviews, they do not have enough reviews to validate those ratings. 95% of users rated it 4 or 5 stars, 100% of users believe it is headed in the right direction, and users said they would be likely to recommend FlutterFlow at a rate of 90%. FlutterFlow is also in the Drag and Drop App Builder, Low-Code Development Platforms, and Application Development Platforms categories.

Satisfaction Ratings

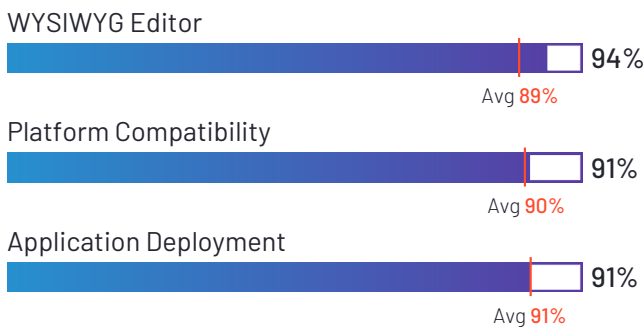


*N/A is displayed when fewer than five responses were received for the question.

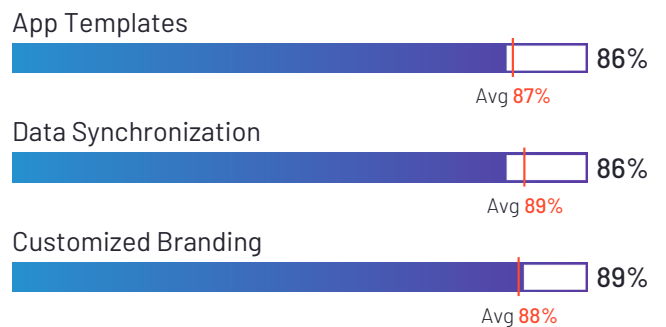
Top Industries Represented



Highest-Rated Features



Lowest-Rated Features



Ownership
FlutterFlow



HQ Location
Mountain View, US



Year Founded
2020



Employees (Listed On LinkedIn)
186



Company Website
flutterflow.io

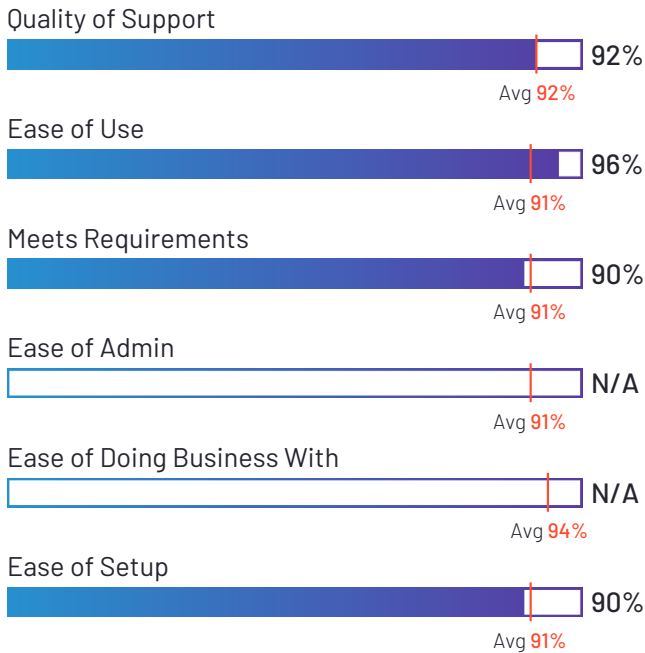


Budibase

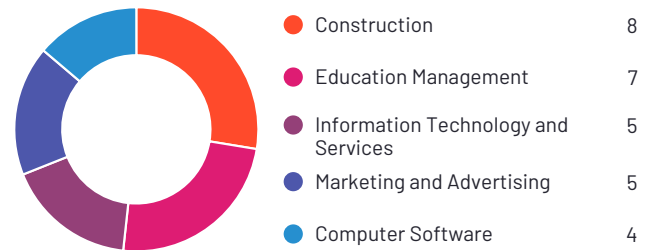
4.5 ★★★★★ (68)

Budibase has been named a Niche product based on having a relatively low Satisfaction score and low Market Presence compared to the rest of the category. While they may have positive reviews, they do not have enough reviews to validate those ratings. 100% of users rated it 4 or 5 stars, 97% of users believe it is headed in the right direction, and users said they would be likely to recommend Budibase at a rate of 91%. Budibase is also in the Workplace Innovation Platforms, Mobile Forms Automation, Drag and Drop App Builder, and Portals categories.

Satisfaction Ratings

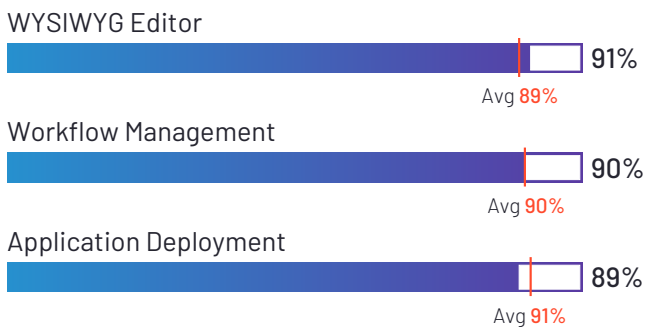


Top Industries Represented

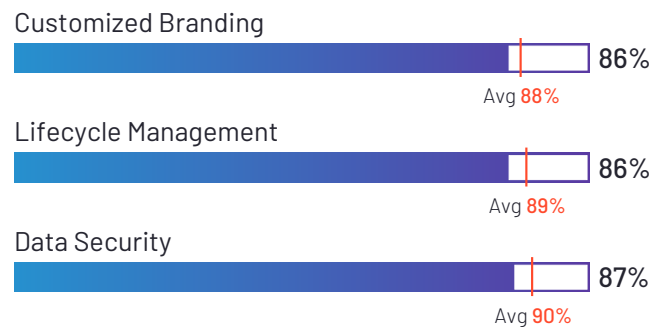


*N/A is displayed when fewer than five responses were received for the question.

Highest-Rated Features



Lowest-Rated Features



Ownership
Budibase



HQ Location
Belfast, GB



Year Founded
2019



Employees (Listed
On LinkedIn)
15



Company Website
budibase.com

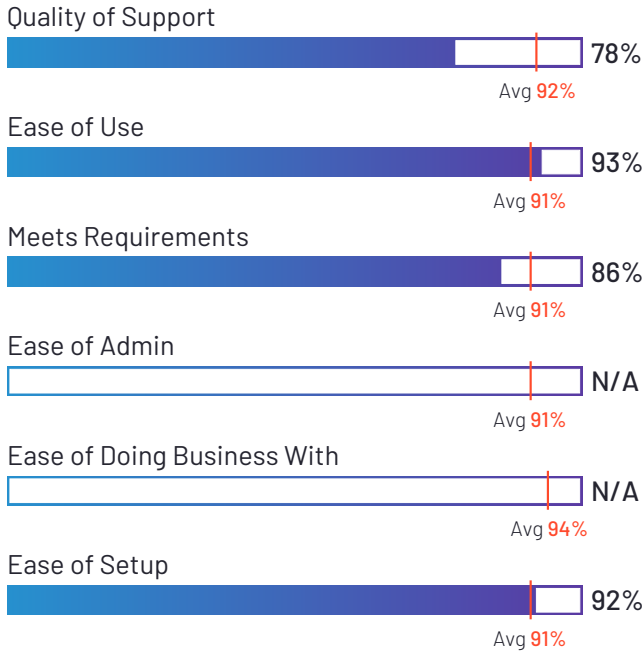


Gamma AI

4.3 ★★★★★ (15)


Gamma AI has been named a Niche product based on having a relatively low Satisfaction score and low Market Presence compared to the rest of the category. While they may have positive reviews, they do not have enough reviews to validate those ratings. 87% of users rated it 4 or 5 stars, 100% of users believe it is headed in the right direction, and users said they would be likely to recommend Gamma AI at a rate of 87%.

Satisfaction Ratings

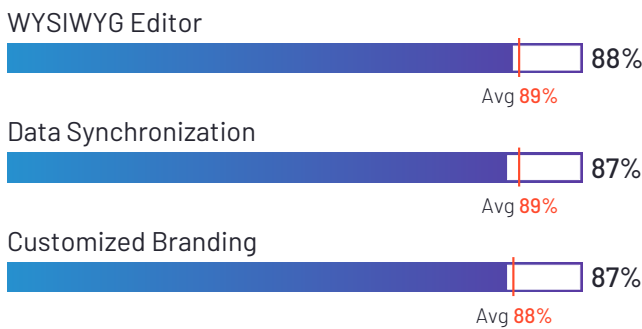


*N/A is displayed when fewer than five responses were received for the question.

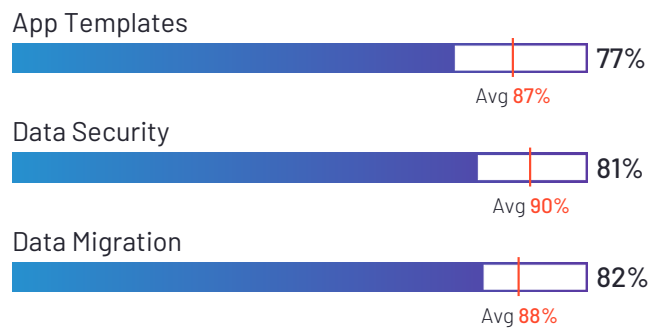
Top Industries Represented



Highest-Rated Features



Lowest-Rated Features



Ownership
Gamma Tech



HQ Location
San Francisco, US




Year Founded
2020



Employees (Listed On LinkedIn)
181



Company Website
gamma.app

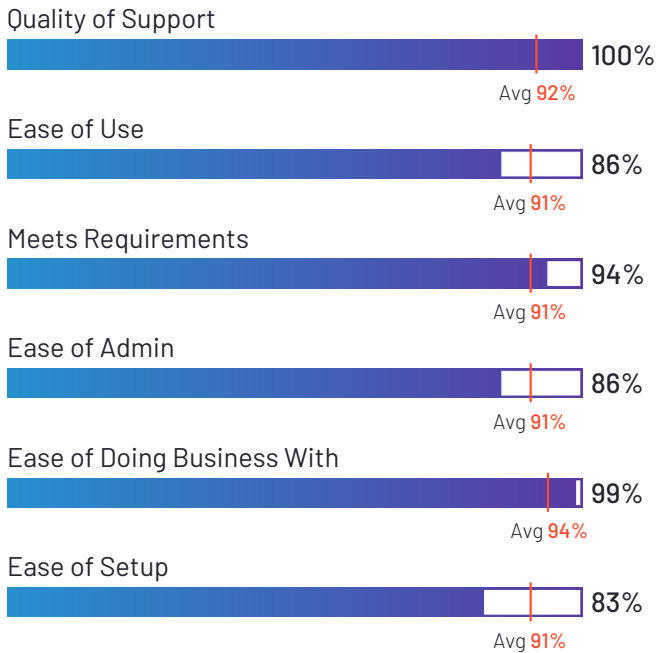


Fibery

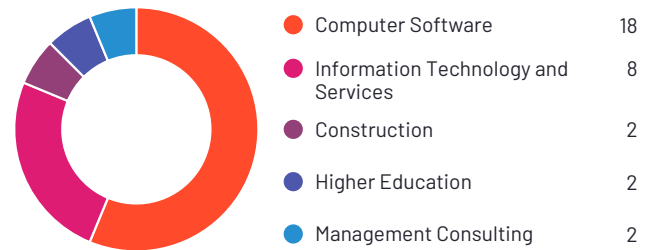
4.8 ★★★★★ (125)

Fibery has been named a Niche product based on having a relatively low Satisfaction score and low Market Presence compared to the rest of the category. While they may have positive reviews, they do not have enough reviews to validate those ratings. 100% of users rated it 4 or 5 stars, 96% of users believe it is headed in the right direction, and users said they would be likely to recommend Fibery at a rate of 97%. Fibery is also in the Objectives and Key Results (OKR), Knowledge Base, Decision-Making, Workflow Management, Collaborative Whiteboard, AI Writing Assistant, Strategy and Innovation Roadmapping Tools, User Research, and Product Management categories.

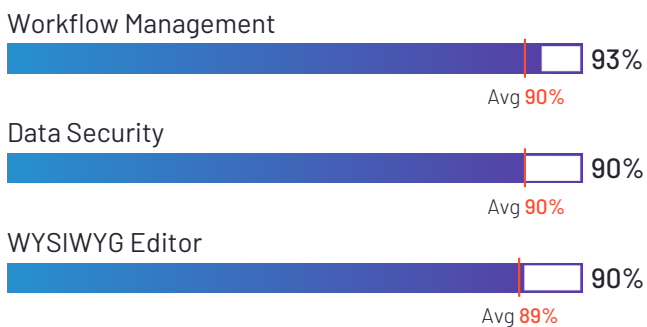
Satisfaction Ratings



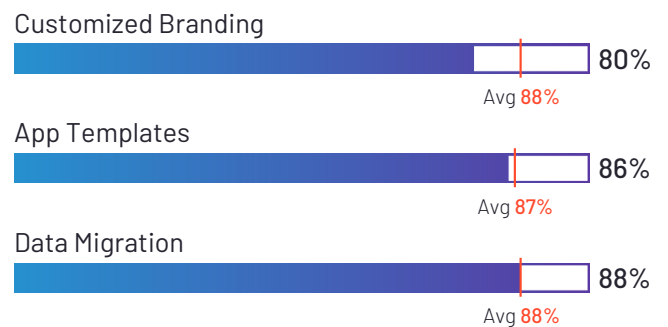
Top Industries Represented



Highest-Rated Features



Lowest-Rated Features



Ownership
Fibery



HQ Location
Nikosia



Year Founded
2017



Employees (Listed
On LinkedIn)
27



Company Website
fibery.io

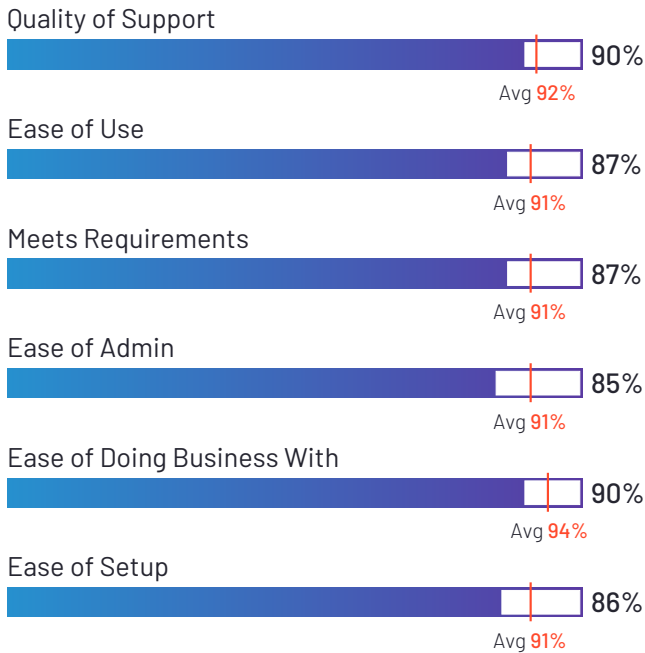


Ragic

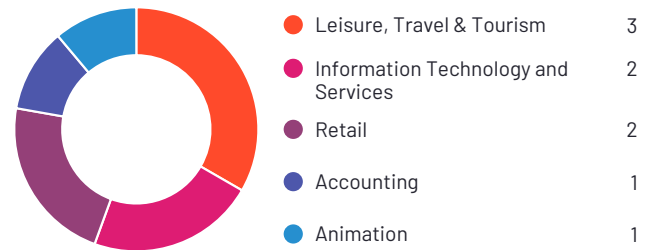
4.4 ★★★★★ (19)

Ragic has been named a Niche product based on having a relatively low Satisfaction score and low Market Presence compared to the rest of the category. While they may have positive reviews, they do not have enough reviews to validate those ratings. 95% of users rated it 4 or 5 stars, 80% of users believe it is headed in the right direction, and users said they would be likely to recommend Ragic at a rate of 89%.

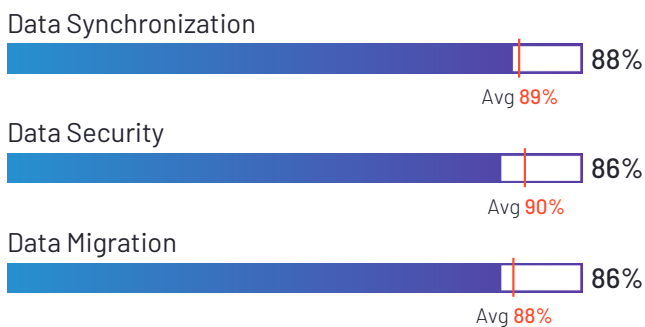
Satisfaction Ratings



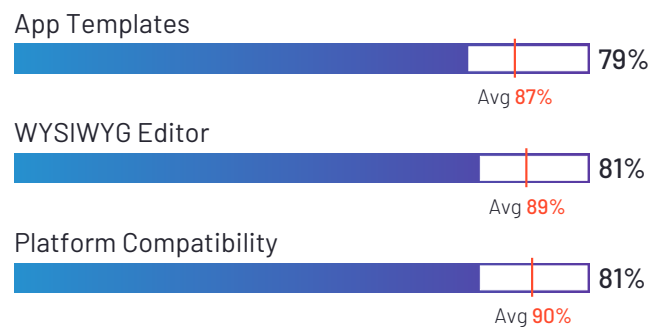
Top Industries Represented



Highest-Rated Features



Lowest-Rated Features



Ownership
Ragic



HQ Location
Taipei, Taiwan



Employees (Listed On LinkedIn)
30



Company Website
www.ragic.com

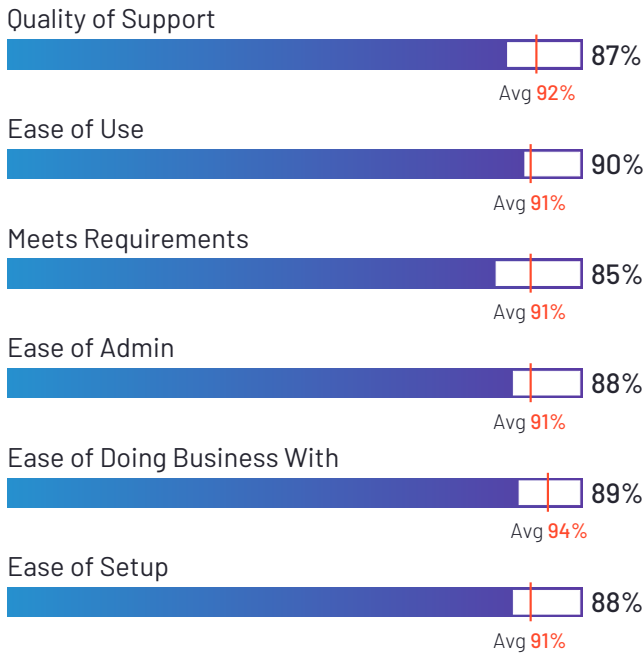


AppMySite

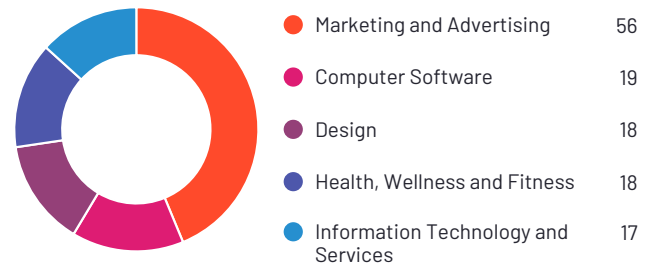
4.2 ★★★★★ (426)

AppMySite has been named a Niche product based on having a relatively low Satisfaction score and low Market Presence compared to the rest of the category. While they may have positive reviews, they do not have enough reviews to validate those ratings. 89% of users rated it 4 or 5 stars, 88% of users believe it is headed in the right direction, and users said they would be likely to recommend AppMySite at a rate of 84%. AppMySite is also in the Low-Code Mobile App Builder, Drag and Drop App Builder, Mobile Development Platforms, and Mobile E-Commerce categories.

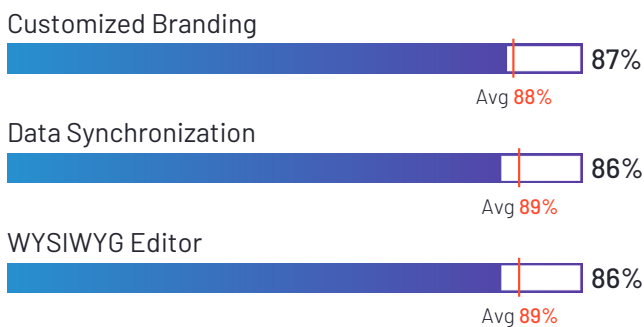
Satisfaction Ratings



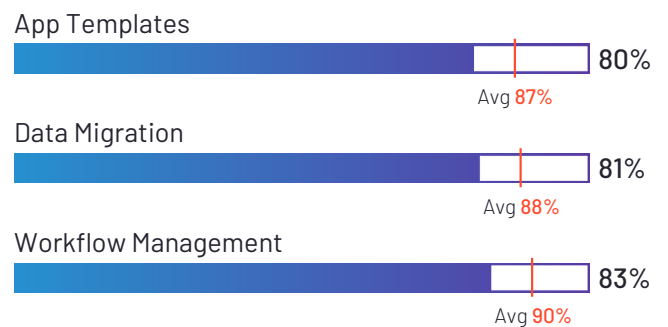
Top Industries Represented



Highest-Rated Features



Lowest-Rated Features



Ownership
AppMySite



HQ Location
Middletown,
Delaware



Year Founded
2014



**Employees (Listed
On LinkedIn)**
10



Company Website
appmysite.com

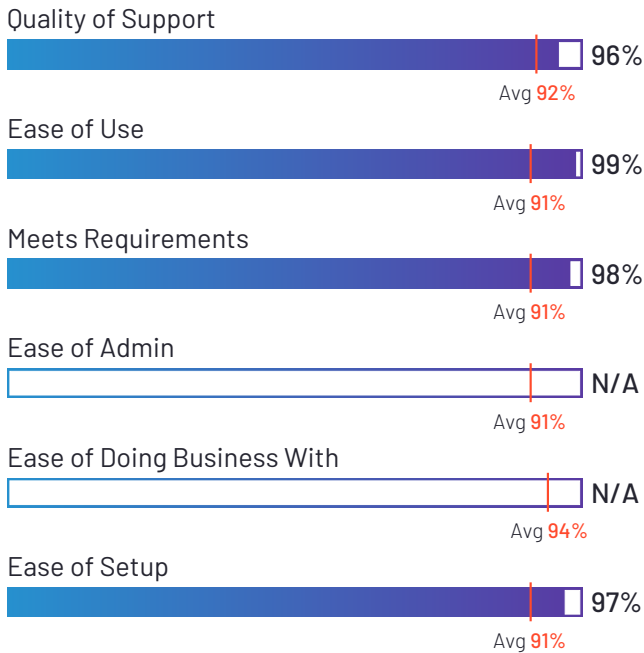


Cflow

4.8 ★★★★★ (152)

Cflow has been named a Niche product based on having a relatively low Satisfaction score and low Market Presence compared to the rest of the category. While they may have positive reviews, they do not have enough reviews to validate those ratings. 96% of users rated it 4 or 5 stars, 100% of users believe it is headed in the right direction, and users said they would be likely to recommend Cflow at a rate of 97%. Cflow is also in the Workflow Management, Digital Process Automation (DPA), and Business Process Management categories.

Satisfaction Ratings

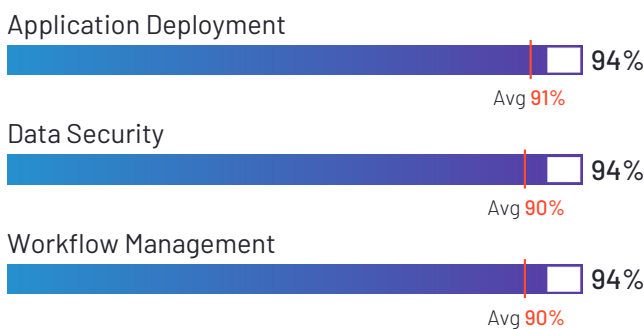


Top Industries Represented

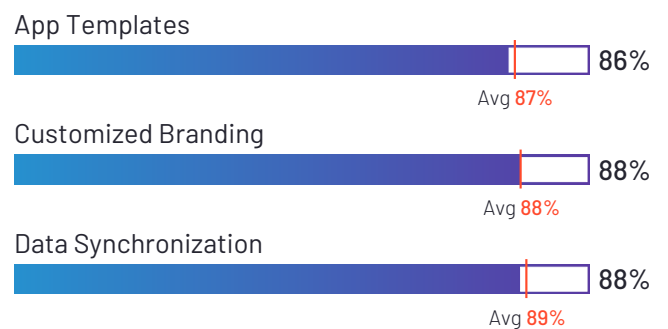


*N/A is displayed when fewer than five responses were received for the question.

Highest-Rated Features



Lowest-Rated Features



Ownership
Cavintek Inc



HQ Location
4140 Via Candiz UNIT
158, San Diego, CA
92130, United States



Year Founded
2011



Employees (Listed On LinkedIn)
27



Company Website
cavintek.com

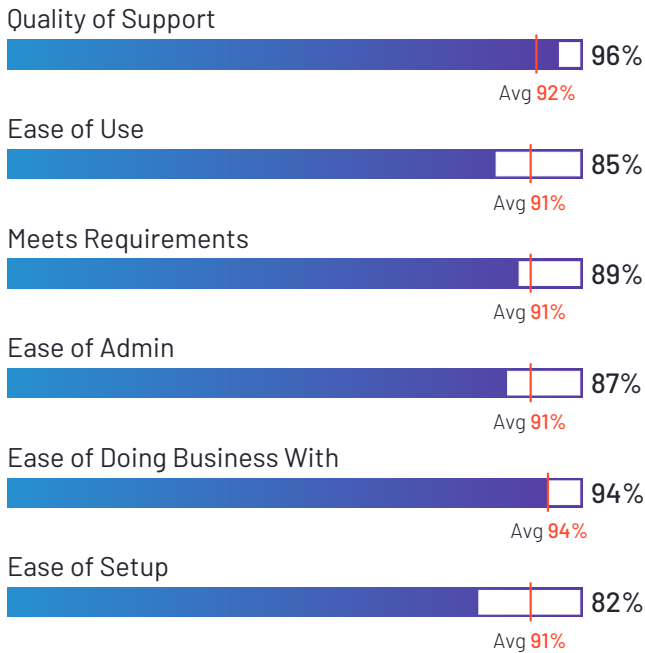


airSlate WorkFlow

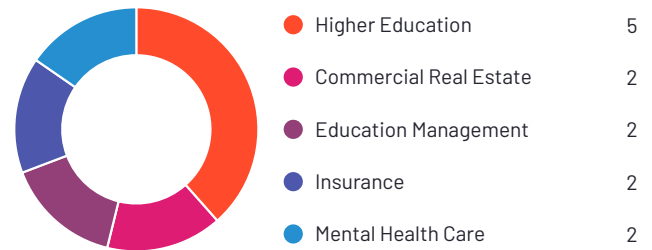
4.5 ★★★★★ (48)

airSlate WorkFlow has been named a Niche product based on having a relatively low Satisfaction score and low Market Presence compared to the rest of the category. While they may have positive reviews, they do not have enough reviews to validate those ratings. 96% of users rated it 4 or 5 stars, 89% of users believe it is headed in the right direction, and users said they would be likely to recommend airSlate WorkFlow at a rate of 94%. airSlate WorkFlow is also in the Robotic Process Automation (RPA), E-Signature, Salesforce AppExchange Apps, Contract Management, and Digital Process Automation (DPA) categories.

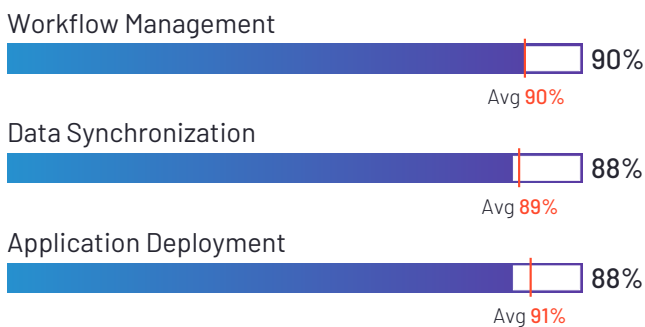
Satisfaction Ratings



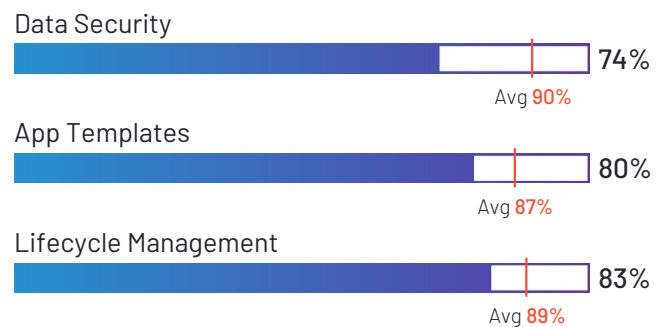
Top Industries Represented



Highest-Rated Features



Lowest-Rated Features



Ownership
airSlate



HQ Location
Brookline,
Massachusetts



Year Founded
2006



Employees (Listed On LinkedIn)
825



Company Website
airslate.com

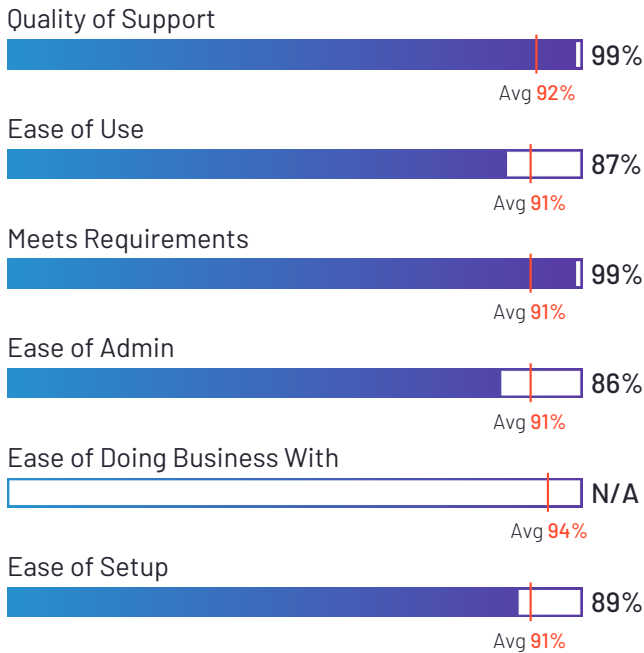


Directual platform

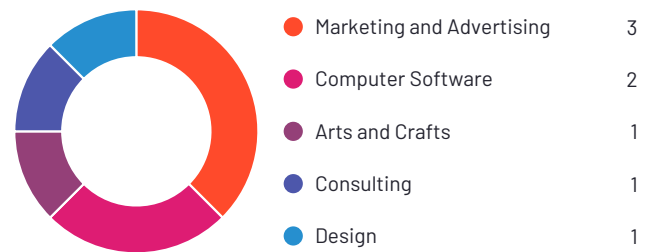
4.8 ★★★★★ (15)

Directual platform has been named a Niche product based on having a relatively low Satisfaction score and low Market Presence compared to the rest of the category. While they may have positive reviews, they do not have enough reviews to validate those ratings. 100% of users rated it 4 or 5 stars, 100% of users believe it is headed in the right direction, and users said they would be likely to recommend Directual platform at a rate of 96%.

Satisfaction Ratings

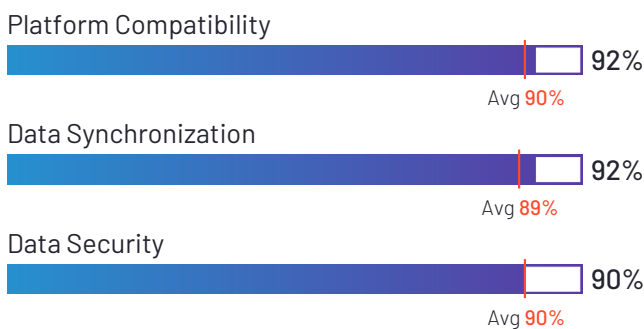


Top Industries Represented

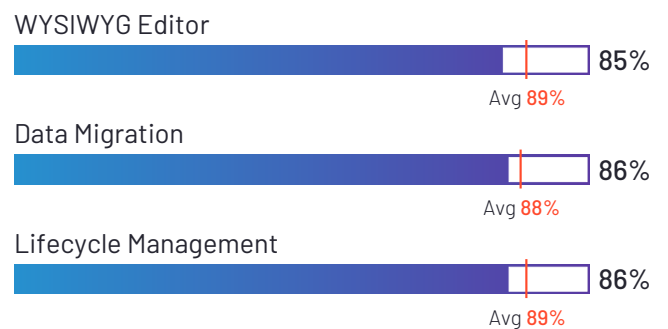


*N/A is displayed when fewer than five responses were received for the question.

Highest-Rated Features



Lowest-Rated Features



Ownership
Directual



HQ Location
Moscow




Year Founded
2014



Employees (Listed On LinkedIn)
4



Company Website
directual.com

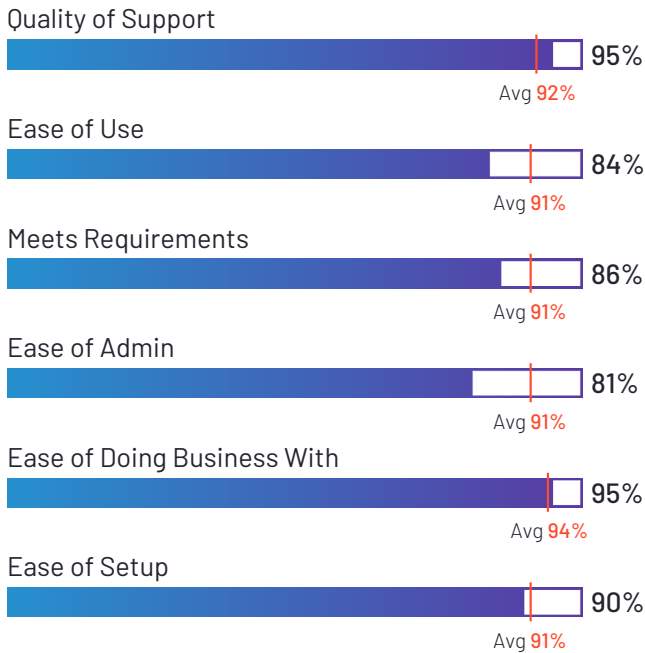


Ushur

4.4 ★★★★★ (17)

Ushur has been named a Niche product based on having a relatively low Satisfaction score and low Market Presence compared to the rest of the category. While they may have positive reviews, they do not have enough reviews to validate those ratings. 100% of users rated it 4 or 5 stars, 100% of users believe it is headed in the right direction, and users said they would be likely to recommend Ushur at a rate of 90%. Ushur is also in the Customer Self-Service and Robotic Process Automation (RPA) categories.

Satisfaction Ratings



Top Industries Represented



Ownership
Ushur



HQ Location
Santa Clara,
California



Year Founded
2014



Employees (Listed On LinkedIn)
283



Company Website
www.ushur.com

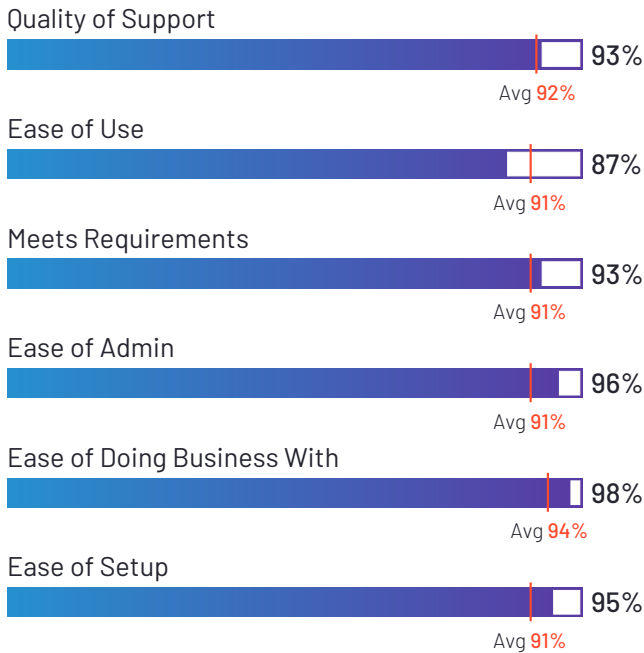


Stackby

4.7 ★★★★★ (81)

Stackby has been named a Niche product based on having a relatively low Satisfaction score and low Market Presence compared to the rest of the category. While they may have positive reviews, they do not have enough reviews to validate those ratings. 100% of users rated it 4 or 5 stars, 91% of users believe it is headed in the right direction, and users said they would be likely to recommend Stackby at a rate of 94%. Stackby is also in the Task Management, Project Management, Workflow Management, Product Management, and Relational Databases categories.

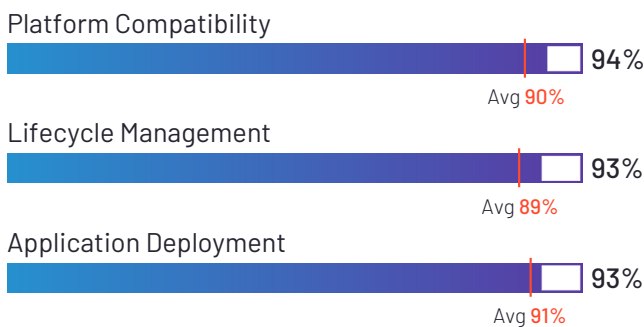
Satisfaction Ratings



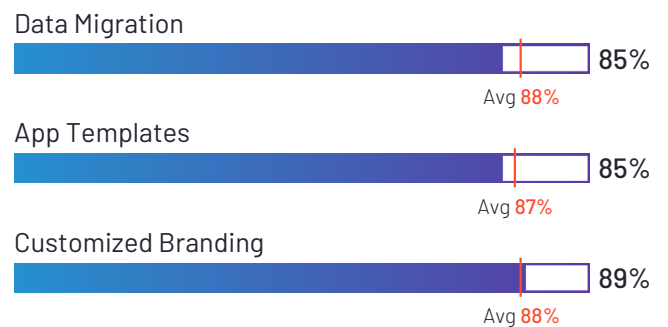
Top Industries Represented



Highest-Rated Features



Lowest-Rated Features



Ownership
Relytree Inc.



HQ Location
San Francisco (and vicinity), California




Year Founded
2018



Employees (Listed On LinkedIn)
23



Company Website
stackby.com

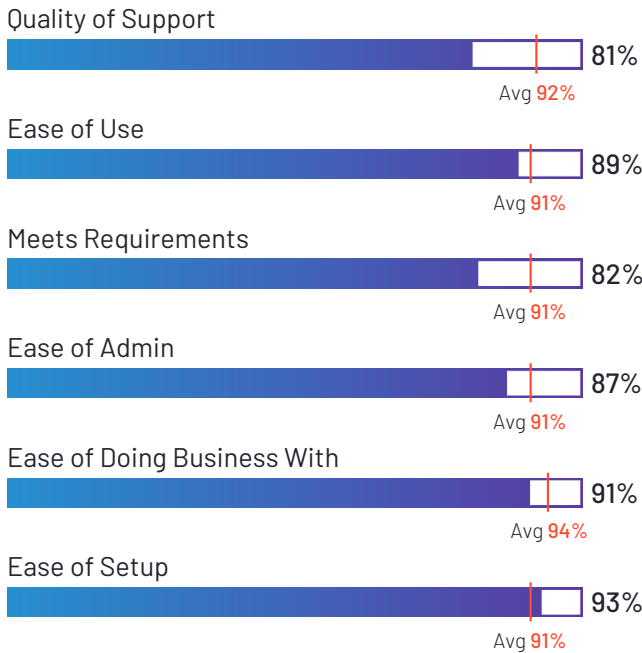


Betty Blocks

4.3 ★★★★★ (56)

Betty Blocks has been named a Niche product based on having a relatively low Satisfaction score and low Market Presence compared to the rest of the category. While they may have positive reviews, they do not have enough reviews to validate those ratings. 96% of users rated it 4 or 5 stars, 97% of users believe it is headed in the right direction, and users said they would be likely to recommend Betty Blocks at a rate of 87%. Betty Blocks is also in the Application Development Platforms and SAP Store categories.

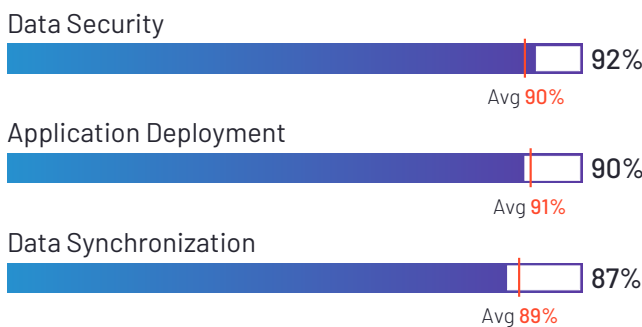
Satisfaction Ratings



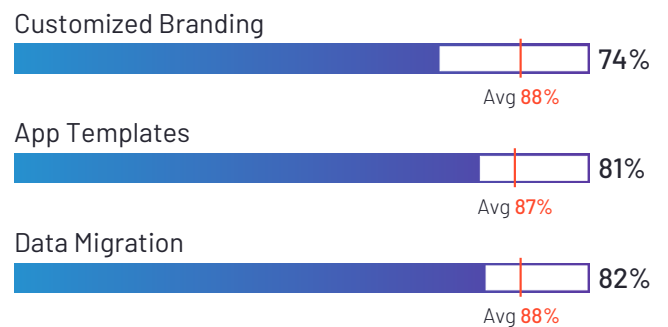
Top Industries Represented



Highest-Rated Features



Lowest-Rated Features



Ownership
Betty Blocks



HQ Location
Alkmaar, Holland



Year Founded
2016



Employees (Listed On LinkedIn)
89



Company Website
bettyblocks.com

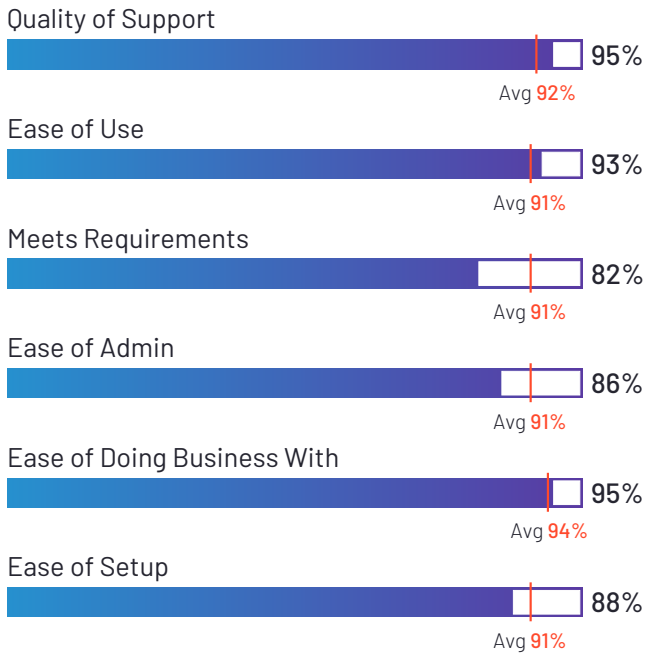


FireStart

4.7 ★★★★★ (16)

FireStart has been named a Niche product based on having a relatively low Satisfaction score and low Market Presence compared to the rest of the category. While they may have positive reviews, they do not have enough reviews to validate those ratings. 100% of users rated it 4 or 5 stars, 88% of users believe it is headed in the right direction, and users said they would be likely to recommend FireStart at a rate of 94%. FireStart is also in the Digital Process Automation (DPA) category.

Satisfaction Ratings



Top Industries Represented



Ownership
FireStart



HQ Location
Linz, Osterreich



Year Founded
2008



Employees (Listed On LinkedIn)
24



Company Website
firestart.com

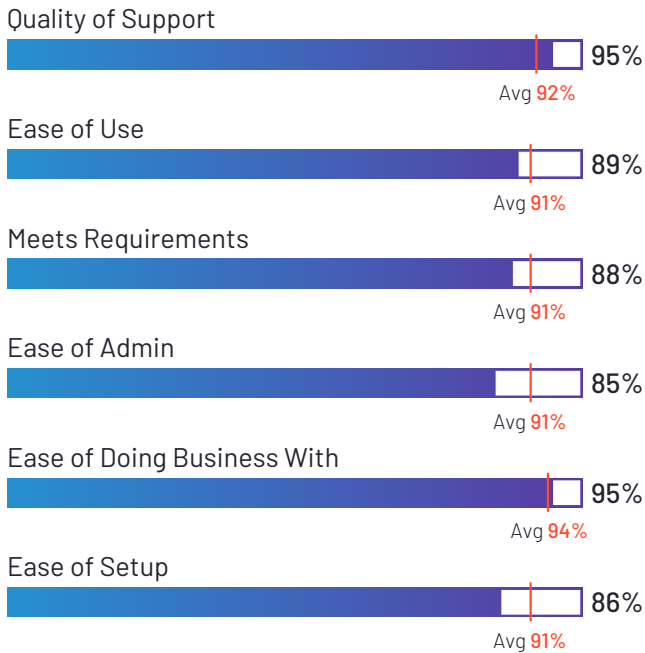


FlowForma Process Automation

4.4 ★★★★★ (94)

FlowForma Process Automation has been named a Niche product based on having a relatively low Satisfaction score and low Market Presence compared to the rest of the category. While they may have positive reviews, they do not have enough reviews to validate those ratings. 93% of users rated it 4 or 5 stars, 95% of users believe it is headed in the right direction, and users said they would be likely to recommend FlowForma Process Automation at a rate of 89%. FlowForma Process Automation is also in the Digital Process Automation (DPA), Workflow Management, and Decision-Making categories.

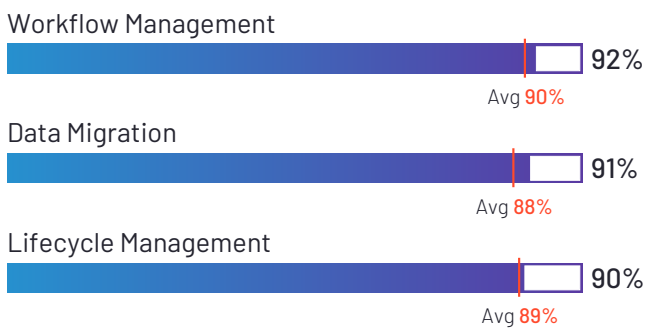
Satisfaction Ratings



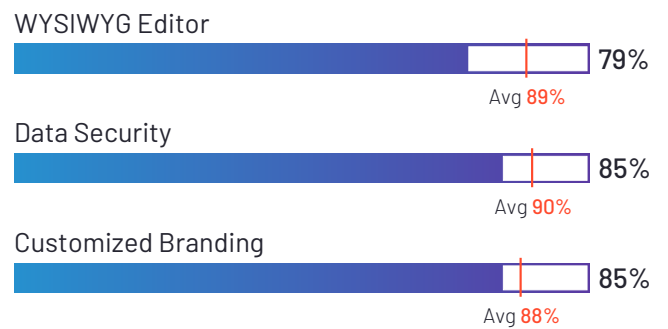
Top Industries Represented



Highest-Rated Features



Lowest-Rated Features



Ownership
FlowForma



HQ Location
Dublin



Year Founded
2012



Employees (Listed On LinkedIn)
30



Company Website
flowforma.com

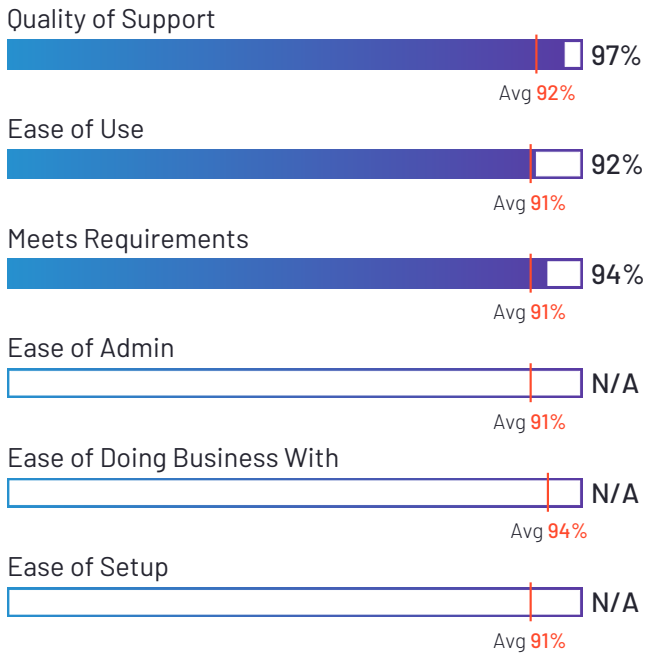


PagerDuty Process Automation


4.7 ★★★★★ (25)

PagerDuty Process Automation has been named a Niche product based on having a relatively low Satisfaction score and low Market Presence compared to the rest of the category. While they may have positive reviews, they do not have enough reviews to validate those ratings. 100% of users rated it 4 or 5 stars, 100% of users believe it is headed in the right direction, and users said they would be likely to recommend PagerDuty Process Automation at a rate of 92%. PagerDuty Process Automation is also in the Digital Process Automation (DPA) category.

Satisfaction Ratings



Top Industries Represented



*N/A is displayed when fewer than five responses were received for the question.

<p>Ownership Catalytic</p>	<p>HQ Location Chicago, IL</p>	<p>Year Founded 2015</p>	<p>Employees (Listed On LinkedIn) 11</p>	<p>Company Website catalytic.com</p>
---------------------------------------	---	-------------------------------------	---	---

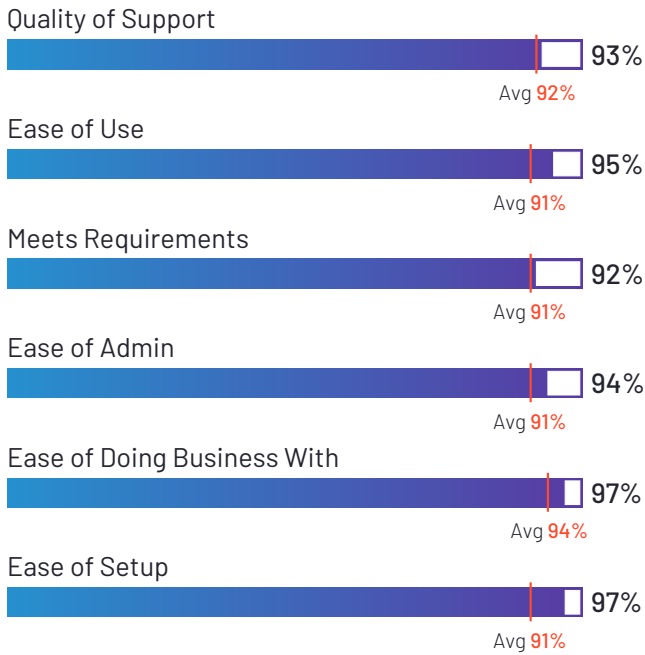


Checkbox

4.8 ★★★★★ (25)

Checkbox has been named a Niche product based on having a relatively low Satisfaction score and low Market Presence compared to the rest of the category. While they may have positive reviews, they do not have enough reviews to validate those ratings. 100% of users rated it 4 or 5 stars, 100% of users believe it is headed in the right direction, and users said they would be likely to recommend Checkbox at a rate of 97%. Checkbox is also in the Procure to Pay, Workflow Management, Digital Process Automation (DPA), Purchasing, Enterprise Legal Management (ELM), Legal Case Management, Legal Document Drafting, and Decision Management Platforms categories.

Satisfaction Ratings



Top Industries Represented



Ownership
Checkbox Technology



HQ Location
Sydney, AU



Year Founded
2016



Employees (Listed On LinkedIn)
58



Company Website
checkbox.ai

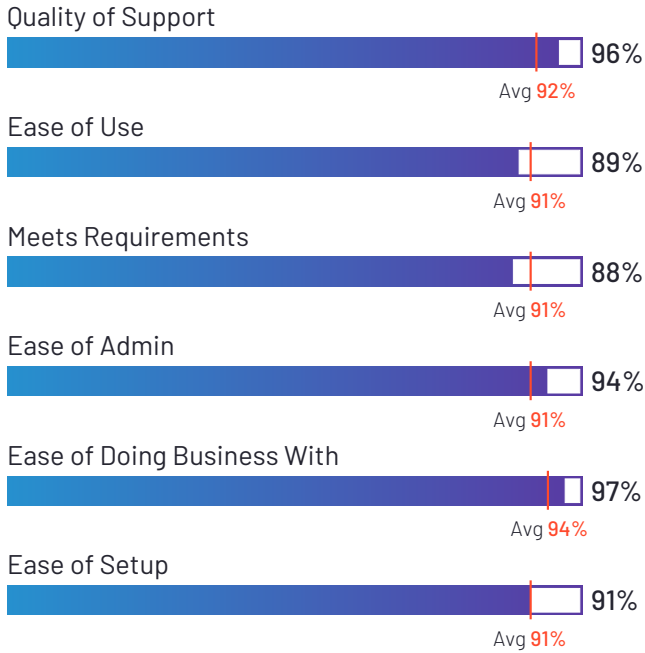


Stacker

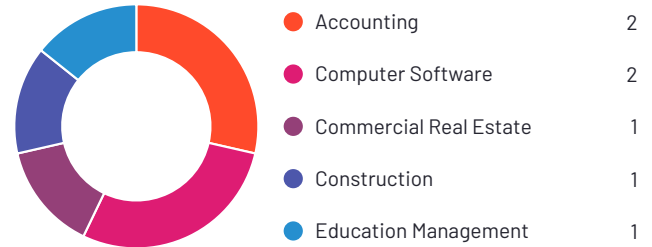
4.5 ★★★★★ (11)

Stacker has been named a Niche product based on having a relatively low Satisfaction score and low Market Presence compared to the rest of the category. While they may have positive reviews, they do not have enough reviews to validate those ratings. 100% of users rated it 4 or 5 stars, 100% of users believe it is headed in the right direction, and users said they would be likely to recommend Stacker at a rate of 89%.

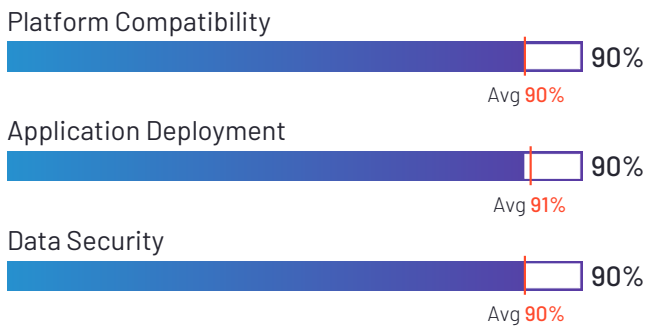
Satisfaction Ratings



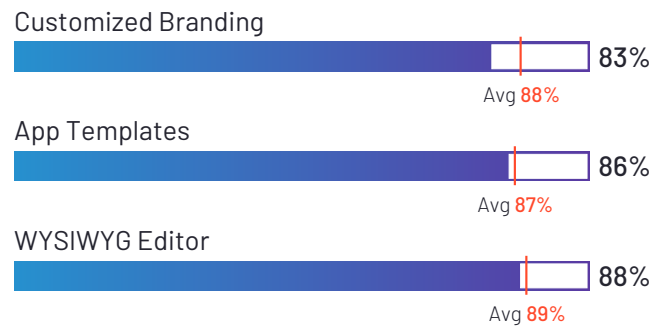
Top Industries Represented



Highest-Rated Features



Lowest-Rated Features



Ownership
Stacker.app



HQ Location
London, England



Year Founded
2017



Employees (Listed On LinkedIn)
21



Company Website
stackerhq.com

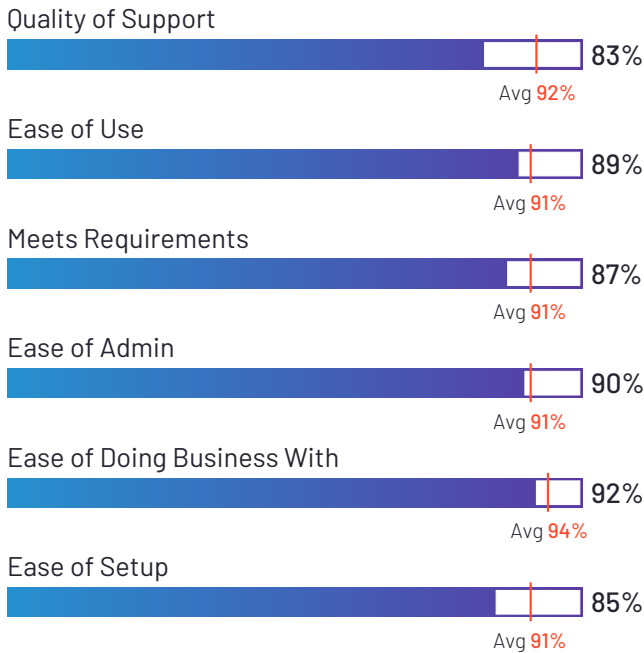


Jojet DX


4.2 ★★★★★ (73)

Jojet DX has been named a Niche product based on having a relatively low Satisfaction score and low Market Presence compared to the rest of the category. While they may have positive reviews, they do not have enough reviews to validate those ratings. 95% of users rated it 4 or 5 stars, 90% of users believe it is headed in the right direction, and users said they would be likely to recommend Jojet DX at a rate of 88%. Jojet DX is also in the Low-Code Development Platforms and Application Development Platforms categories.

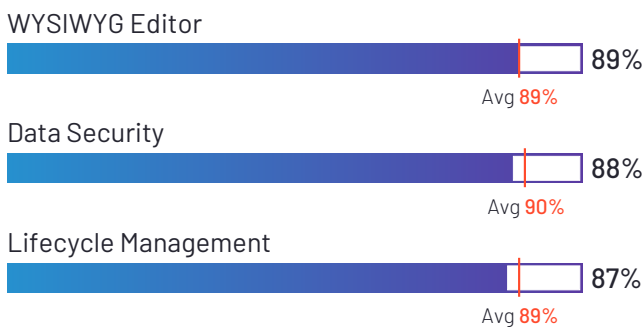
Satisfaction Ratings



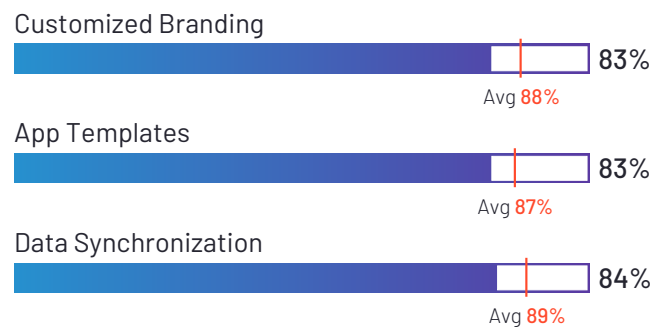
Top Industries Represented



Highest-Rated Features



Lowest-Rated Features



Ownership
Jojet



HQ Location
Columbia, MD



Year Founded
2014



Employees (Listed
On LinkedIn)
75



Company Website
www.jojet.com

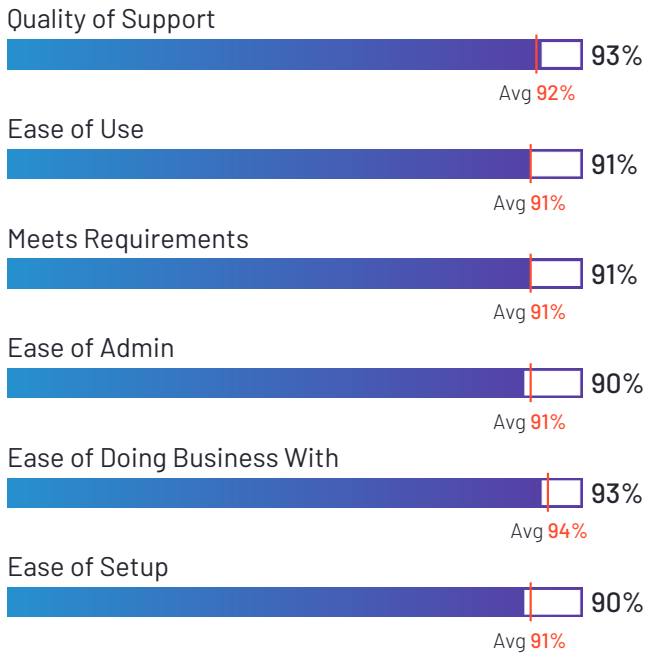


Ninox

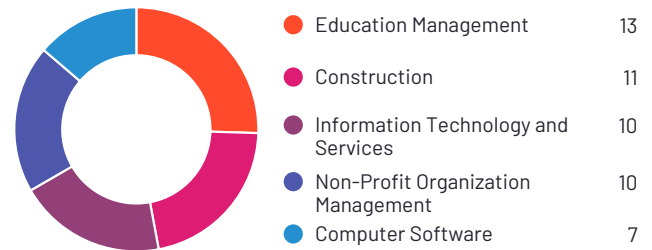
4.7 ★★★★★ (358)

Ninox has been named a Niche product based on having a relatively low Satisfaction score and low Market Presence compared to the rest of the category. While they may have positive reviews, they do not have enough reviews to validate those ratings. 99% of users rated it 4 or 5 stars, 94% of users believe it is headed in the right direction, and users said they would be likely to recommend Ninox Database at a rate of 95%. Ninox Database is also in the Workplace Innovation Platforms, Desktop Database, Database as a Service (DBaaS), and Low-Code Development Platforms categories.

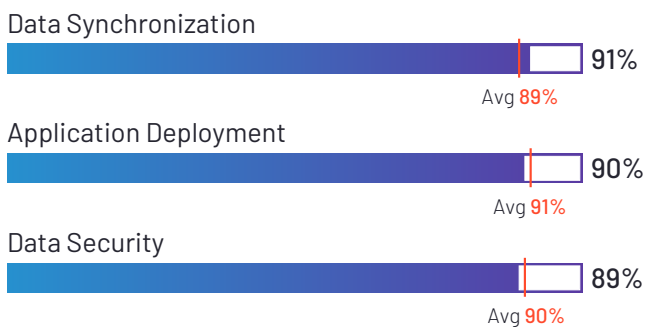
Satisfaction Ratings



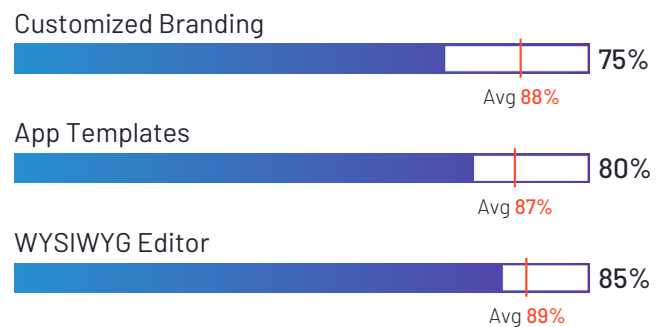
Top Industries Represented



Highest-Rated Features



Lowest-Rated Features



Ownership
Ninox Software GmbH



HQ Location
Monbijoustraße 3A,
10117, Berlin,
Germany



Year Founded
2013



Employees (Listed On LinkedIn)
87



Company Website
ninox.com

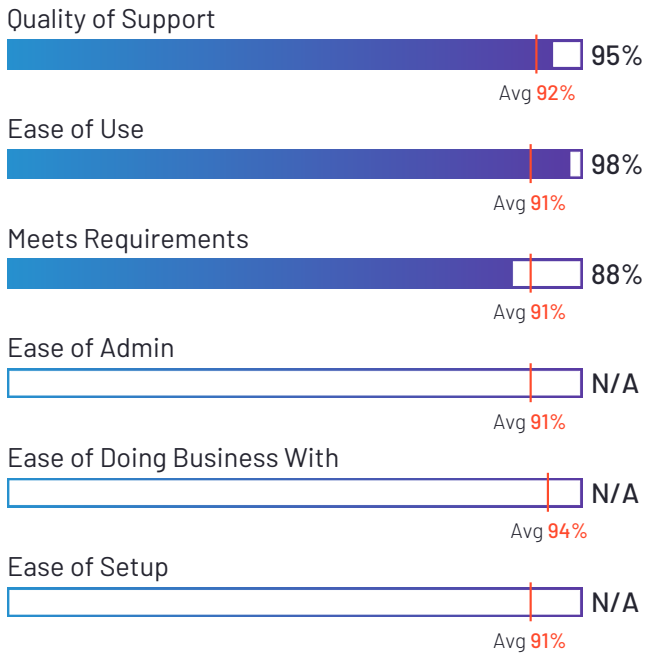


Twinr

4.7 ★★★★★ (15)

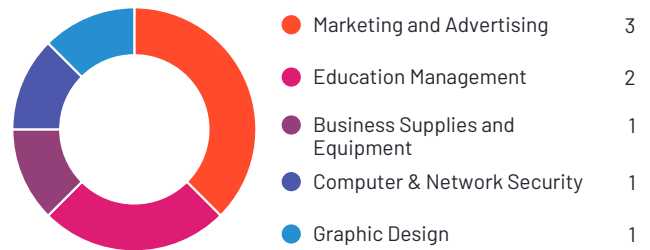
Twinr has been named a Niche product based on having a relatively low Satisfaction score and low Market Presence compared to the rest of the category. While they may have positive reviews, they do not have enough reviews to validate those ratings. 92% of users rated it 4 or 5 stars, 100% of users believe it is headed in the right direction, and users said they would be likely to recommend Twinr at a rate of 92%. Twinr is also in the Mobile Development Platforms category.

Satisfaction Ratings

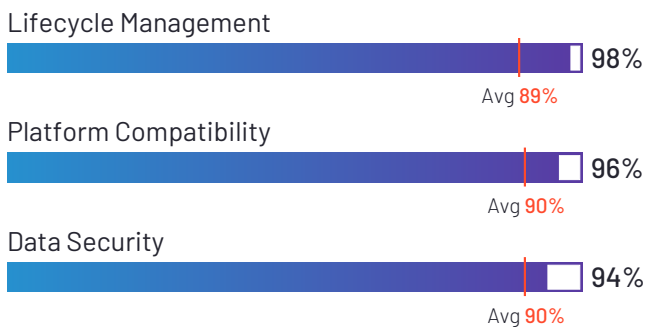


*N/A is displayed when fewer than five responses were received for the question.

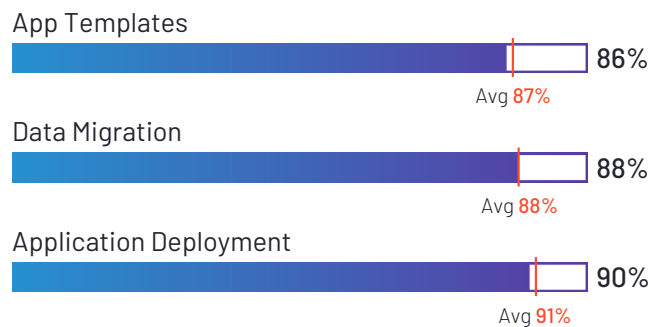
Top Industries Represented



Highest-Rated Features



Lowest-Rated Features



Ownership
Twinr



HQ Location
Montreal, CA



Year Founded
2022



Employees (Listed On LinkedIn)
11



Company Website
twinr.dev

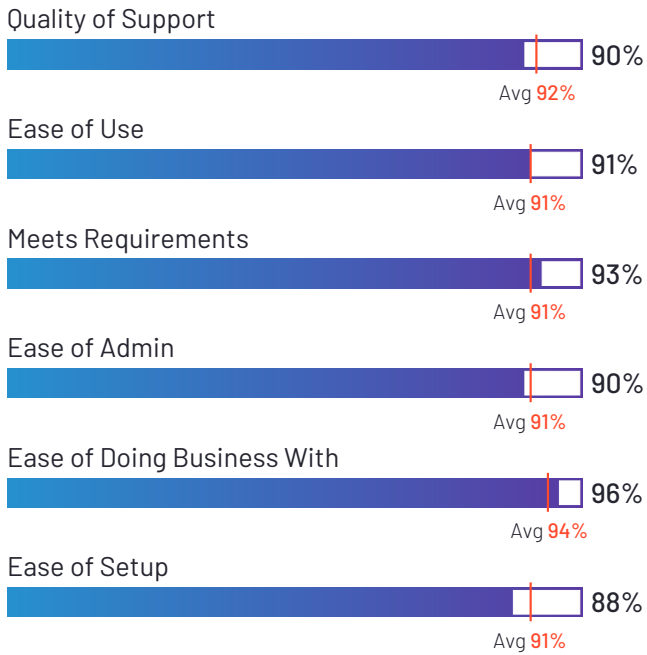


Appify


4.7 ★★★★★ (17)

Appify has been named a Niche product based on having a relatively low Satisfaction score and low Market Presence compared to the rest of the category. While they may have positive reviews, they do not have enough reviews to validate those ratings. 100% of users rated it 4 or 5 stars, 83% of users believe it is headed in the right direction, and users said they would be likely to recommend Appify at a rate of 97%. Appify is also in the Workplace Innovation Platforms, Mobile Forms Automation, Drag and Drop App Builder, and Field Service Management categories.

Satisfaction Ratings



Top Industries Represented



Ownership
Appify



HQ Location
San Francisco, California



Year Founded
2017



Employees (Listed On LinkedIn)
39



Company Website
appify.com

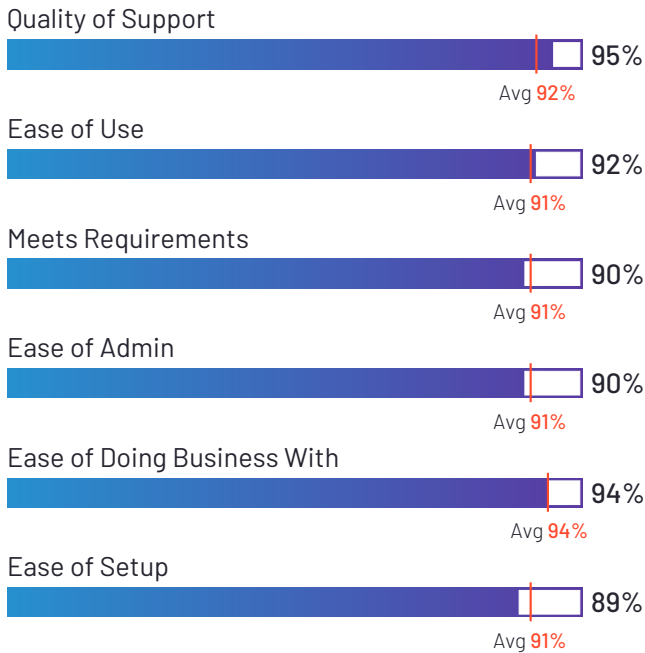


Noloco

4.8 ★★★★★ (33)

Noloco has been named a Niche product based on having a relatively low Satisfaction score and low Market Presence compared to the rest of the category. While they may have positive reviews, they do not have enough reviews to validate those ratings. 97% of users rated it 4 or 5 stars, 96% of users believe it is headed in the right direction, and users said they would be likely to recommend Noloco at a rate of 95%. Noloco is also in the Business Process Management, Drag and Drop App Builder, Client Onboarding, and CRM categories.

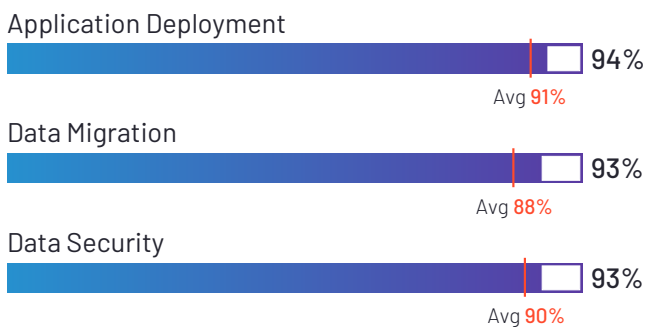
Satisfaction Ratings



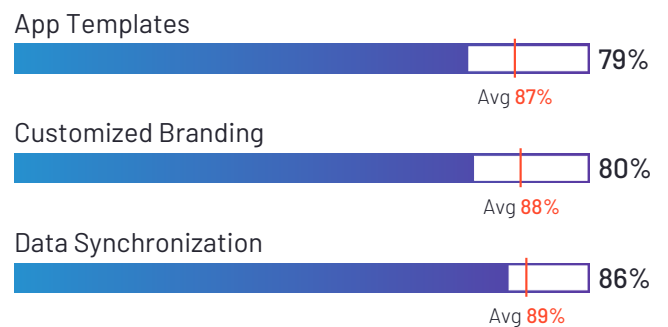
Top Industries Represented



Highest-Rated Features



Lowest-Rated Features



Ownership
Noloco



HQ Location
Dublin, IE



Year Founded
2021



Employees (Listed
On LinkedIn)
13



Company Website
noloco.io

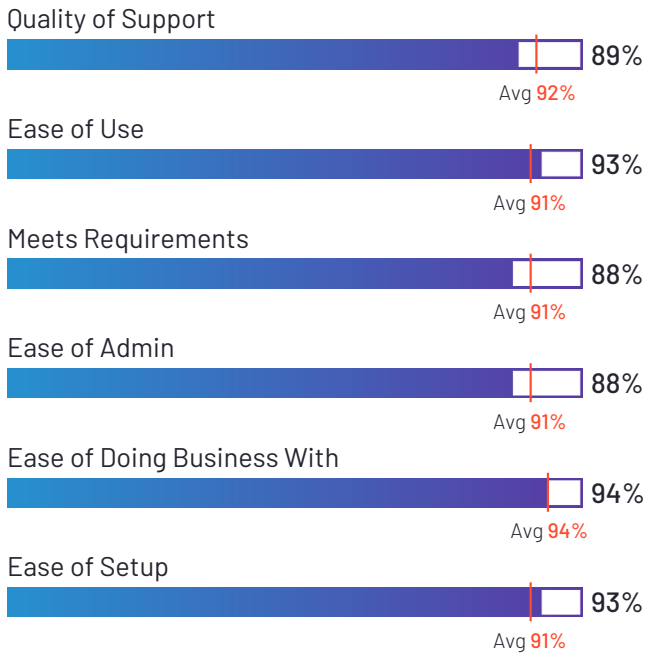


ELMA365

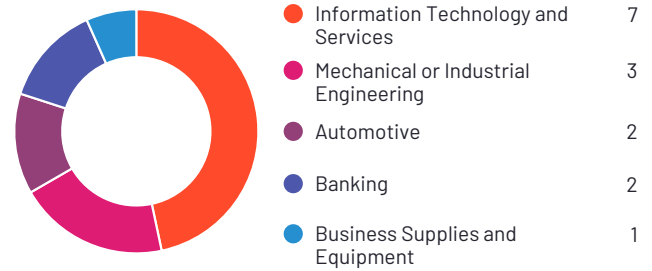
4.5 ★★★★★ (35)

ELMA365 has been named a Niche product based on having a relatively low Satisfaction score and low Market Presence compared to the rest of the category. While they may have positive reviews, they do not have enough reviews to validate those ratings. 100% of users rated it 4 or 5 stars, 94% of users believe it is headed in the right direction, and users said they would be likely to recommend ELMA365 at a rate of 92%. ELMA365 is also in the CRM category.

Satisfaction Ratings



Top Industries Represented



Ownership
ELMA Global a.s.



HQ Location
Slovakia



Employees (Listed On LinkedIn)
2



Company Website
elma365.com

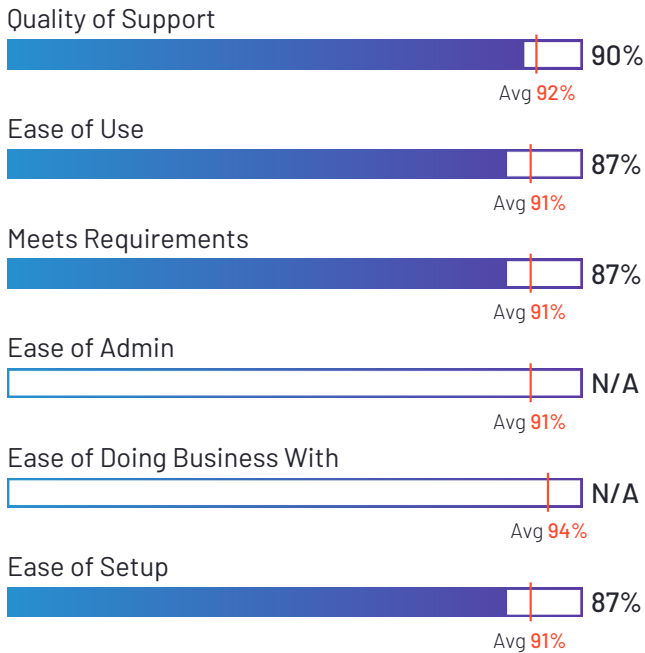


Apache Isis


4.3 ★★★★★ (12)

Apache Isis has been named a Niche product based on having a relatively low Satisfaction score and low Market Presence compared to the rest of the category. While they may have positive reviews, they do not have enough reviews to validate those ratings. 100% of users rated it 4 or 5 stars, 100% of users believe it is headed in the right direction, and users said they would be likely to recommend Apache Isis at a rate of 87%.

Satisfaction Ratings

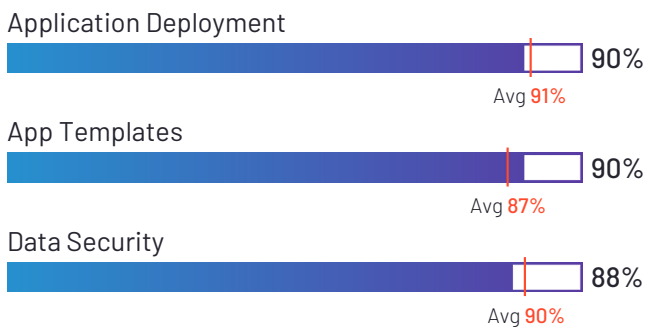


Top Industries Represented

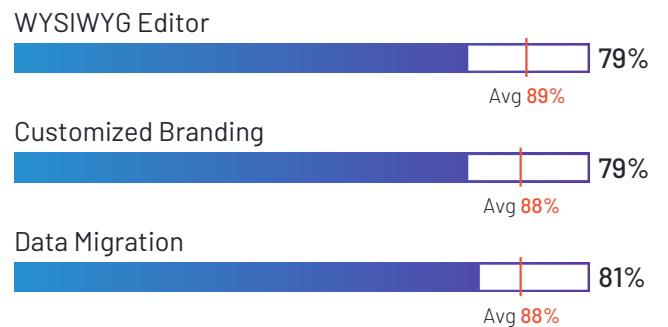


*N/A is displayed when fewer than five responses were received for the question.

Highest-Rated Features



Lowest-Rated Features



Ownership
The Apache Software Foundation



HQ Location
Wakefield, MA



Year Founded
1999



Employees (Listed On LinkedIn)
2,163



Company Website
www.apache.org

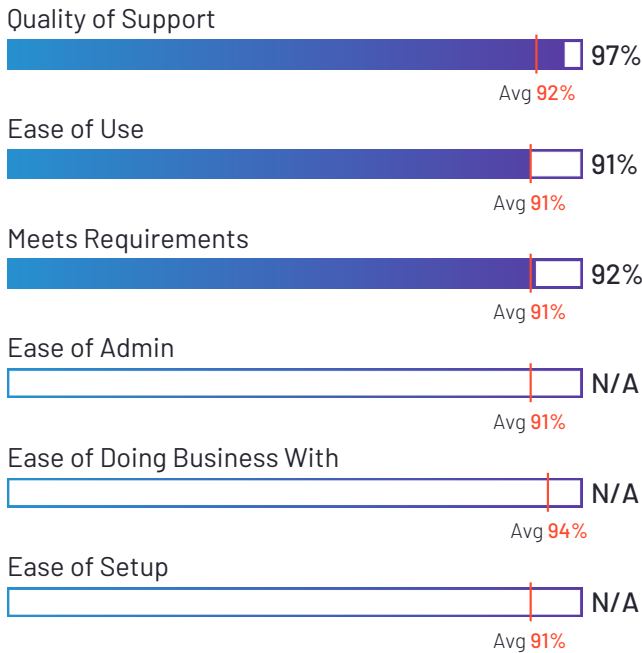


SuprSend

4.9 ★★★★★ (71)

SuprSend has been named a Niche product based on having a relatively low Satisfaction score and low Market Presence compared to the rest of the category. While they may have positive reviews, they do not have enough reviews to validate those ratings. 100% of users rated it 4 or 5 stars, 100% of users believe it is headed in the right direction, and users said they would be likely to recommend SuprSend at a rate of 98%. SuprSend is also in the SMS Marketing, Notification Infrastructure, Workflow Management, Push Notification, Transactional Email, Mobile Marketing, Marketing Automation, Proactive Notification, Email Deliverability, Email Marketing, and Email Tracking categories.

Satisfaction Ratings

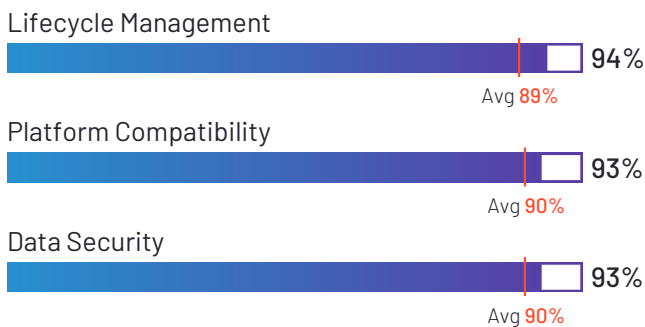


*N/A is displayed when fewer than five responses were received for the question.

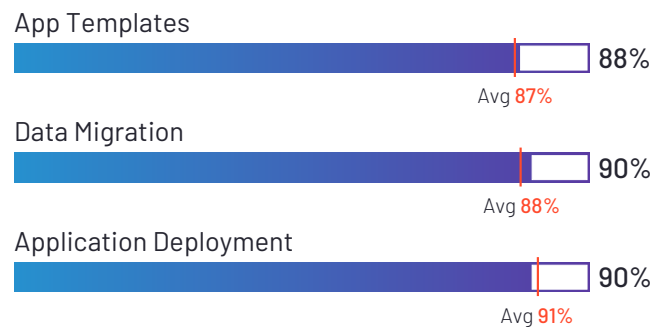
Top Industries Represented



Highest-Rated Features



Lowest-Rated Features



Ownership
SuprSend



HQ Location
San Francisco, CA




Year Founded
2022



Employees (Listed
On LinkedIn)
17



Company Website
suprsend.com

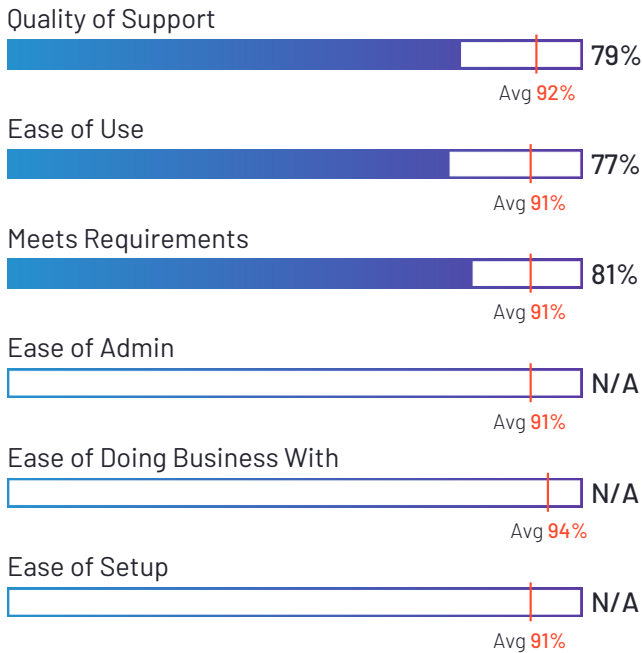


Odoo Studio

3.8 ★★★★★ (13)

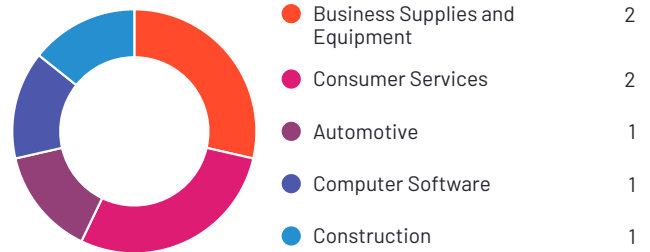
Odoo Studio has been named a Niche product based on having a relatively low Satisfaction score and low Market Presence compared to the rest of the category. While they may have positive reviews, they do not have enough reviews to validate those ratings. 85% of users rated it 4 or 5 stars, 75% of users believe it is headed in the right direction, and users said they would be likely to recommend Odoo Studio at a rate of 77%.

Satisfaction Ratings

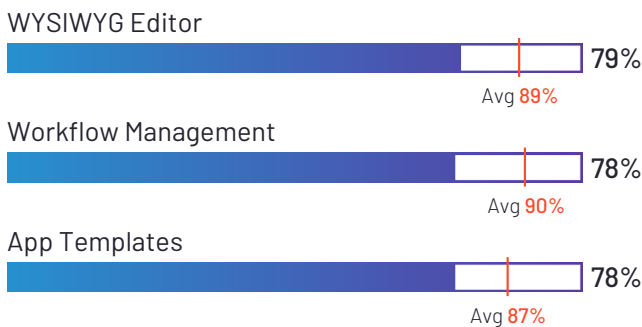


*N/A is displayed when fewer than five responses were received for the question.

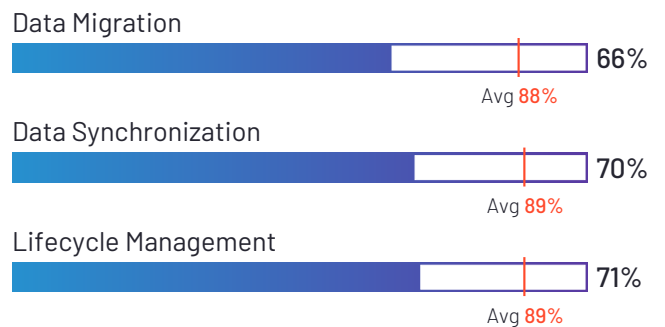
Top Industries Represented



Highest-Rated Features



Lowest-Rated Features



Ownership
Odoo



HQ Location
Brussels, Belgium



Year Founded
2005



Employees (Listed On LinkedIn)
7,016



Company Website
www.odoo.com

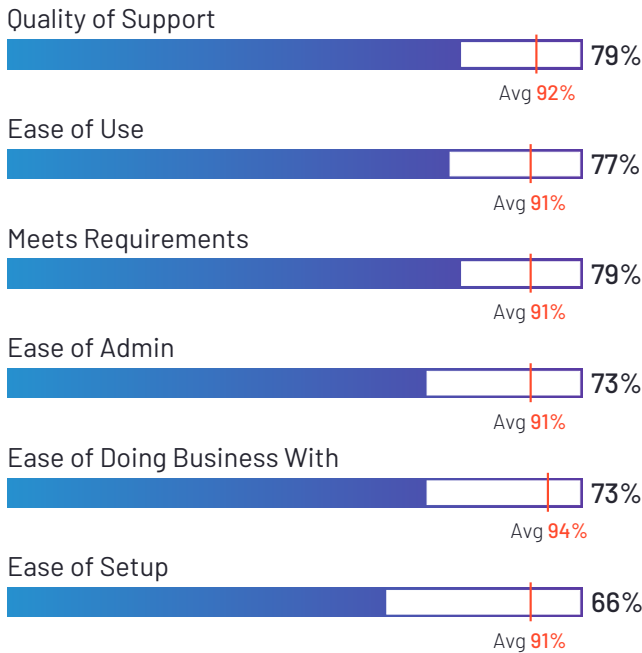


Rocket Modern Experience Web Edition (Formerly Rocket LegaSuite Web)

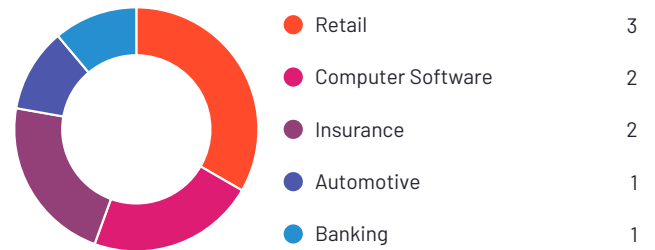
3.5 ★★★★★ (21)

Rocket Modern Experience Web Edition (Formerly Rocket LegaSuite Web) has been named a Niche product based on having a relatively low Satisfaction score and low Market Presence compared to the rest of the category. While they may have positive reviews, they do not have enough reviews to validate those ratings. 69% of users rated it 4 or 5 stars, 54% of users believe it is headed in the right direction, and users said they would be likely to recommend Rocket Modern Experience Web Edition (Formerly Rocket LegaSuite Web) at a rate of 70%. Rocket Modern Experience Web Edition (Formerly Rocket LegaSuite Web) is also in the Mobile Development Platforms category.

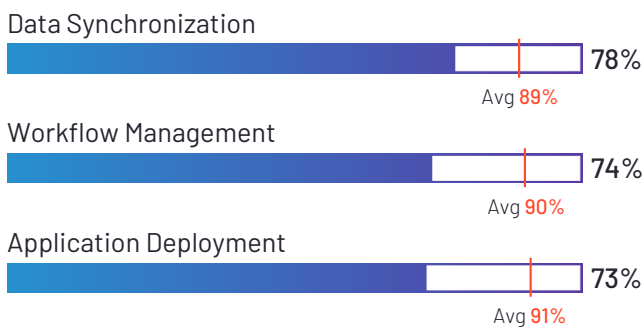
Satisfaction Ratings



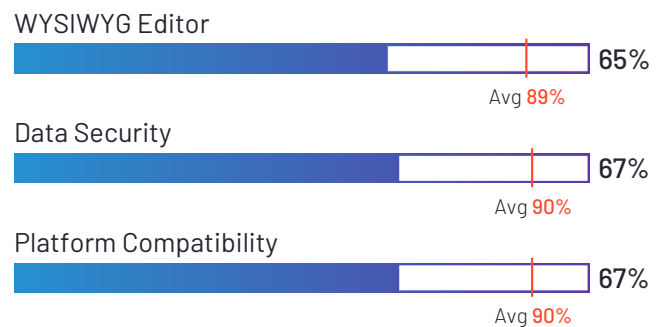
Top Industries Represented



Highest-Rated Features



Lowest-Rated Features



Ownership
Rocket Software



HQ Location
Waltham, MA




Year Founded
1990



Employees (Listed On LinkedIn)
4,064



Company Website
rocketsoftware.com

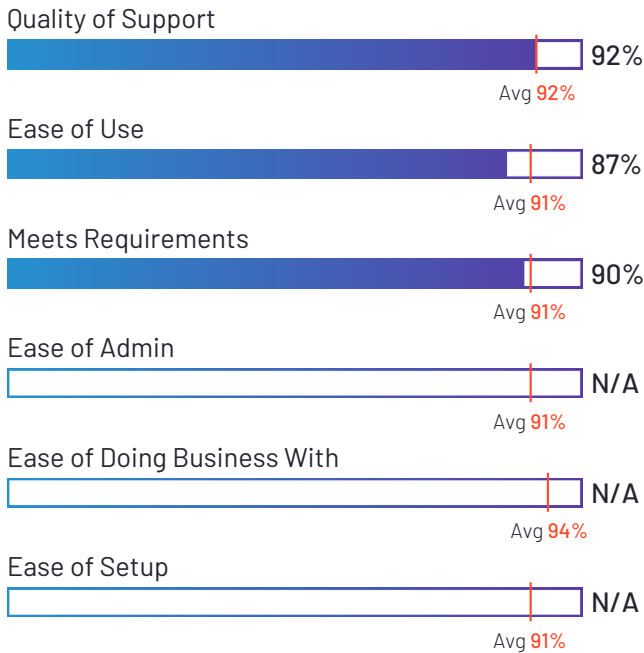


Internal

4.5 ★★★★★ (12)

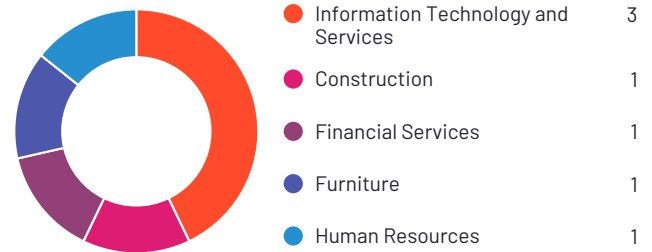
Internal has been named a Niche product based on having a relatively low Satisfaction score and low Market Presence compared to the rest of the category. While they may have positive reviews, they do not have enough reviews to validate those ratings. 100% of users rated it 4 or 5 stars, 88% of users believe it is headed in the right direction, and users said they would be likely to recommend Internal at a rate of 91%.

Satisfaction Ratings

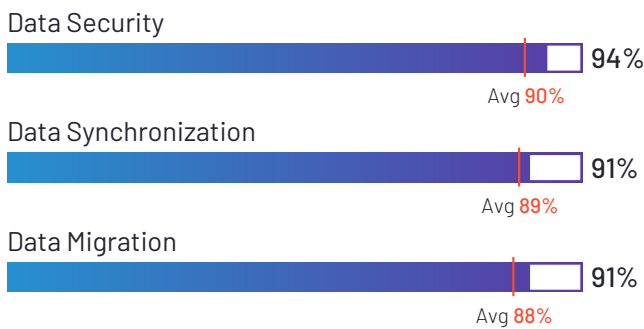


*N/A is displayed when fewer than five responses were received for the question.

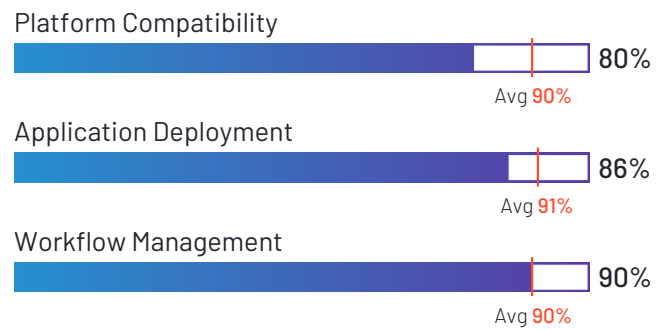
Top Industries Represented



Highest-Rated Features



Lowest-Rated Features



Ownership
Internal



HQ Location
San Francisco, CA



Year Founded
2019



Employees (Listed
On LinkedIn)
28



Company Website
internal.io

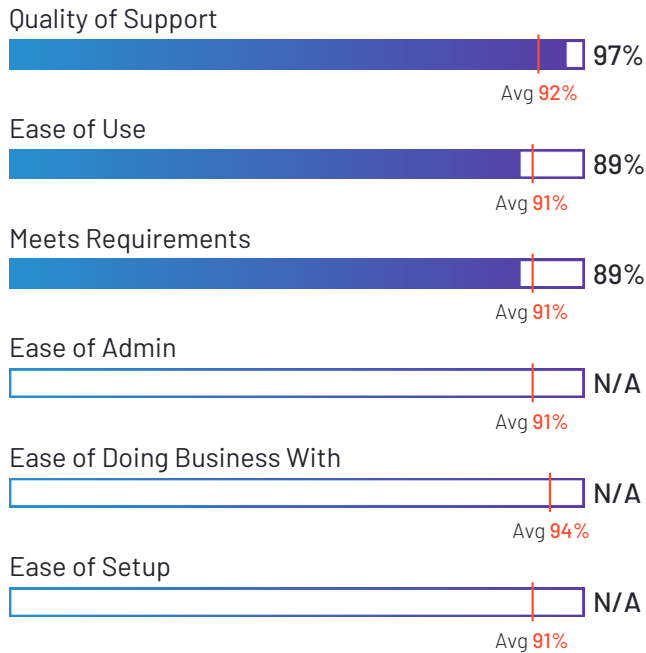


PhixFlow

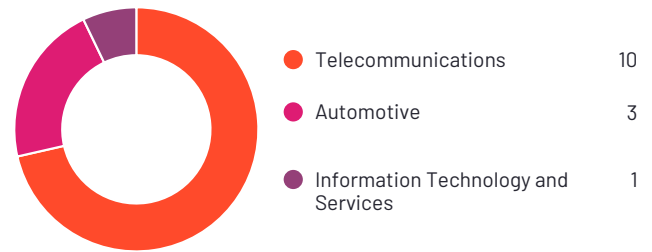
4.5 ★★★★★ (14)

PhixFlow has been named a Niche product based on having a relatively low Satisfaction score and low Market Presence compared to the rest of the category. While they may have positive reviews, they do not have enough reviews to validate those ratings. 100% of users rated it 4 or 5 stars, 100% of users believe it is headed in the right direction, and users said they would be likely to recommend PhixFlow at a rate of 90%. PhixFlow is also in the Digital Process Automation (DPA) category.

Satisfaction Ratings



Top Industries Represented



*N/A is displayed when fewer than five responses were received for the question.



Ownership
PhixFlow



HQ Location
CAMBRIDGE




Year Founded
2004



Employees (Listed On LinkedIn)
23



Company Website
phixflow.com

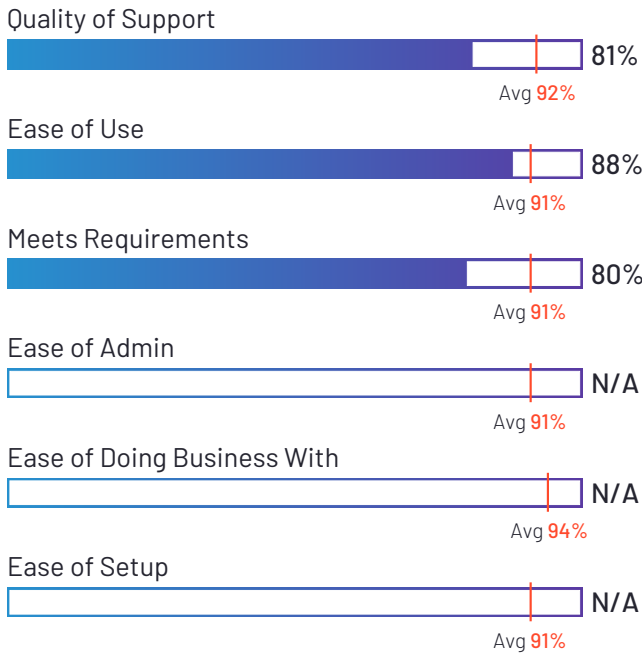


Thunkable

4.4 ★★★★★ (39)

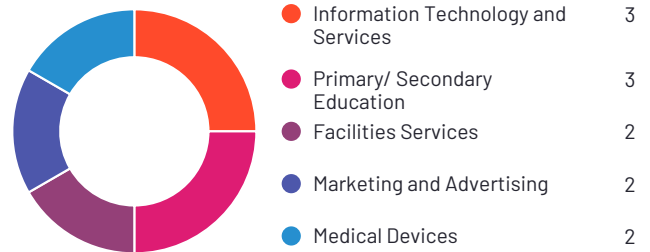
Thunkable has been named a Niche product based on having a relatively low Satisfaction score and low Market Presence compared to the rest of the category. While they may have positive reviews, they do not have enough reviews to validate those ratings. 93% of users rated it 4 or 5 stars, 92% of users believe it is headed in the right direction, and users said they would be likely to recommend Thunkable at a rate of 92%. Thunkable is also in the Drag and Drop App Builder and Low-Code Mobile App Builder categories.

Satisfaction Ratings

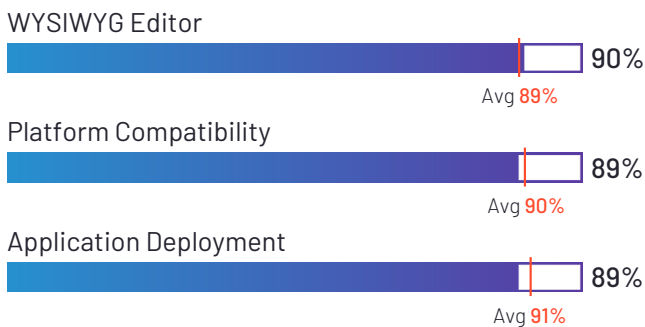


*N/A is displayed when fewer than five responses were received for the question.

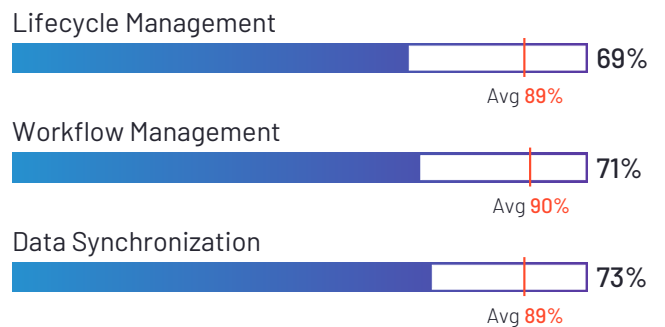
Top Industries Represented



Highest-Rated Features



Lowest-Rated Features



Ownership
Thunkable



HQ Location
San Francisco, CA



Year Founded
2015



Employees (Listed On LinkedIn)
41



Company Website
thunkable.com

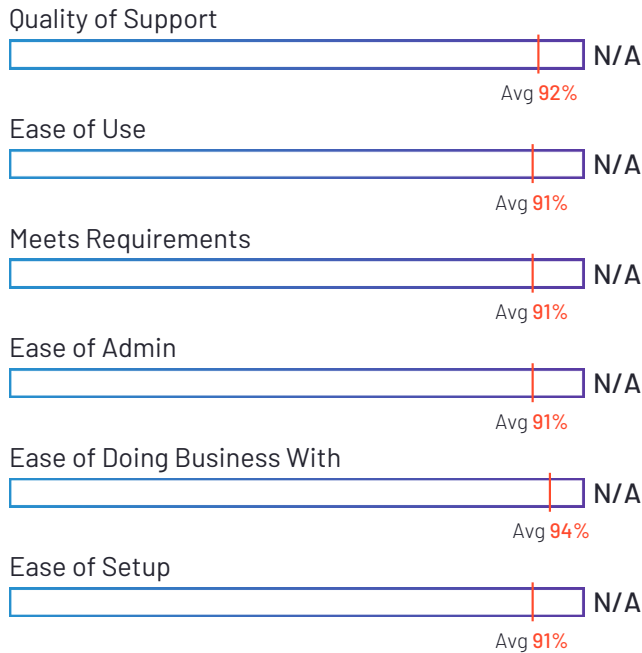


WEM APAC

4.8 ★★★★★ (18)

WEM APAC has been named a Niche product based on having a relatively low Satisfaction score and low Market Presence compared to the rest of the category. While they may have positive reviews, they do not have enough reviews to validate those ratings. 100% of users rated it 4 or 5 stars, 100% of users believe it is headed in the right direction, and users said they would be likely to recommend WEM APAC at a rate of 97%.

Satisfaction Ratings



Top Industries Represented



*N/A is displayed when fewer than five responses were received for the question.

<p>Ownership WEM</p>	<p>HQ Location Amsterdam, North Holland</p>	<p>Year Founded 2006</p>	<p>Employees (Listed On LinkedIn) 50</p>	<p>Company Website www.wem.io</p>
---------------------------------	--	-------------------------------------	---	--

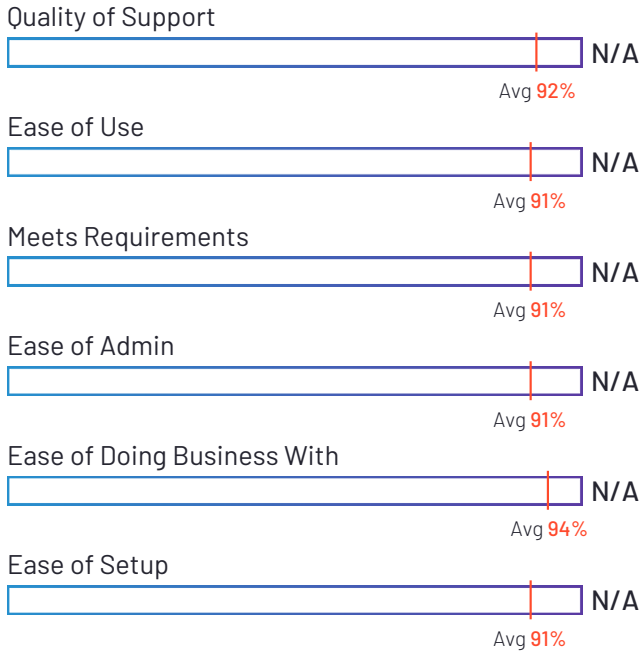


Origami

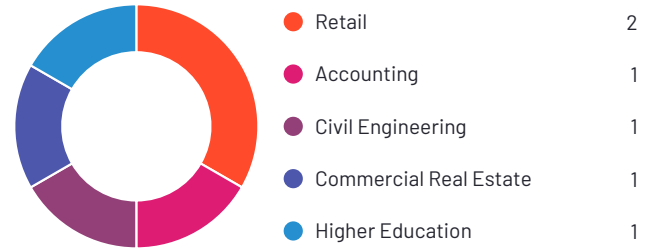
4.4 ★★★★★ (10)

Origami has been named a Niche product based on having a relatively low Satisfaction score and low Market Presence compared to the rest of the category. While they may have positive reviews, they do not have enough reviews to validate those ratings. 90% of users rated it 4 or 5 stars, 100% of users believe it is headed in the right direction, and users said they would be likely to recommend Origami at a rate of 87%.

Satisfaction Ratings



Top Industries Represented



*N/A is displayed when fewer than five responses were received for the question.

<p>Ownership Origami</p>	<p>HQ Location Bangalore, Karnataka</p>	<p>Year Founded 2000</p>	<p>Employees (Listed On LinkedIn) 159</p>	<p>Company Website origami.ms</p>
-------------------------------------	--	-------------------------------------	--	---

Satisfaction Ratings for No-Code Development Platforms

G2 reviewers rated software sellers ability to satisfy their needs as shown in the table below.

	Satisfaction		Satisfaction by Category						Net Promoter Score (NPS)
	Likelihood to Recommend	Product Going in Right Direction?	Meets Requirements	Ease of Admin	Ease of Doing Business With	Quality of Support	Ease of Setup	Ease of Use	
Salesforce Platform	92%	91%	93%	90%	93%	89%	88%	89%	71
Airtable	94%	92%	91%	88%	89%	85%	87%	90%	81
Microsoft Power Apps	85%	90%	86%	86%	84%	84%	87%	84%	48
ServiceNow App Engine	91%	97%	89%	90%	90%	88%	90%	90%	70
Glide	95%	94%	89%	92%	91%	87%	92%	92%	86
Softr	95%	97%	88%	94%	95%	97%	94%	94%	86
Jotform Apps	94%	98%	91%	94%	92%	90%	93%	94%	85
Quickbase	90%	90%	90%	89%	90%	89%	88%	89%	67
AuraQuantic	100%	100%	99%	99%	99%	98%	99%	100%	100
MuleSoft Automation	87%	100%	90%	88%	93%	88%	86%	91%	57
Creatio	94%	95%	93%	88%	94%	93%	87%	93%	84
Kintone	93%	86%	90%	92%	95%	93%	91%	92%	76
Bizagi	94%	91%	93%	84%	86%	92%	92%	96%	84
Quixy	99%	100%	99%	98%	99%	99%	99%	99%	99
Caspio	89%	90%	90%	86%	89%	91%	87%	87%	66
RunMyProcess	95%	91%	92%	94%	91%	94%	91%	92%	83
Appy Pie	95%	92%	91%	93%	93%	95%	92%	93%	83
Knack	86%	87%	86%	88%	87%	82%	87%	90%	61
Appdome	96%	100%	99%	96%	97%	96%	98%	98%	100

(Satisfaction Ratings for No-Code Development Platforms continues on next page)

*N/A is displayed when fewer than five responses were received for the question.

**Net Promoter Score ranges from -100 to +100

Satisfaction Ratings for No-Code Development Platforms (continued)

G2 reviewers rated software sellers ability to satisfy their needs as shown in the table below.

	Satisfaction		Satisfaction by Category						Net Promoter Score (NPS)
	Likelihood to Recommend	Product Going in Right Direction?	Meets Requirements	Ease of Admin	Ease of Doing Business With	Quality of Support	Ease of Setup	Ease of Use	
Outgrow	98%	98%	97%	96%	98%	98%	95%	97%	92
Dorik	94%	96%	90%	92%	91%	90%	94%	93%	80
FormAssembly	88%	81%	89%	91%	92%	87%	91%	88%	66
Intrex	90%	85%	90%	90%	93%	93%	88%	91%	65
Kissflow	92%	92%	90%	92%	93%	94%	91%	94%	73
Jotform Tables	92%	93%	91%	94%	90%	86%	95%	95%	71
AppMaster.io	97%	96%	96%	95%	98%	97%	95%	95%	92
Tadabase	98%	100%	96%	99%	100%	96%	94%	98%	88
MindStudio	99%	100%	100%	N/A	N/A	98%	98%	97%	100
Axpert Low Coding Platform	93%	95%	90%	93%	94%	90%	93%	93%	77
SpreadsheetWEB	97%	88%	94%	95%	98%	96%	96%	94%	93
Fliplet	93%	100%	92%	92%	97%	97%	91%	92%	81
Alpha Anywhere	98%	100%	98%	100%	98%	93%	91%	93%	92
Landbot	95%	98%	93%	94%	97%	95%	95%	96%	88
ToolJet	96%	100%	92%	88%	93%	93%	88%	95%	96
Median.co	95%	94%	96%	95%	89%	94%	92%	95%	83
Sterlo	94%	100%	92%	94%	96%	97%	95%	94%	82
Assembly	96%	100%	93%	94%	98%	97%	92%	96%	96
Clappia	95%	95%	90%	95%	96%	97%	92%	94%	80

(Satisfaction Ratings for No-Code Development Platforms continues on next page)

*N/A is displayed when fewer than five responses were received for the question.

**Net Promoter Score ranges from -100 to +100

Satisfaction Ratings for No-Code Development Platforms (continued)

G2 reviewers rated software sellers ability to satisfy their needs as shown in the table below.

	Satisfaction		Satisfaction by Category						Net Promoter Score (NPS)
	Likelihood to Recommend	Product Going in Right Direction?	Meets Requirements	Ease of Admin	Ease of Doing Business With	Quality of Support	Ease of Setup	Ease of Use	
Xano	95%	93%	94%	92%	95%	93%	89%	88%	88
Forms On Fire	91%	92%	93%	92%	95%	93%	89%	93%	75
Ycode	91%	96%	92%	97%	97%	92%	96%	93%	66
Process Street	93%	88%	92%	88%	93%	94%	90%	89%	77
Appfarm	95%	100%	90%	94%	95%	96%	90%	96%	91
Buildfire	94%	100%	93%	97%	98%	97%	91%	97%	88
GoFormz	97%	95%	91%	95%	98%	98%	92%	96%	92
involve.me	96%	100%	92%	95%	98%	95%	96%	96%	89
Flatlogic	95%	100%	92%	94%	97%	92%	93%	90%	82
GW Apps	100%	100%	96%	96%	100%	99%	98%	95%	100
AgilePoint NX	88%	93%	92%	87%	92%	96%	87%	92%	66
Backendless	94%	100%	92%	91%	93%	90%	86%	87%	80
BRYTER	95%	95%	86%	92%	96%	98%	91%	95%	89
Xpoda	98%	100%	95%	91%	97%	97%	99%	99%	95
Toca.io	94%	100%	95%	91%	99%	99%	95%	93%	87
Appery.io	95%	100%	94%	N/A	N/A	88%	N/A	90%	90
Best Brain	99%	100%	100%	N/A	N/A	99%	100%	100%	100
Formaloo	94%	97%	90%	93%	96%	90%	90%	92%	85
Qalwise	99%	100%	93%	96%	95%	98%	98%	97%	92

(Satisfaction Ratings for No-Code Development Platforms continues on next page)

*N/A is displayed when fewer than five responses were received for the question.

**Net Promoter Score ranges from -100 to +100

Satisfaction Ratings for No-Code Development Platforms (continued)

G2 reviewers rated software sellers ability to satisfy their needs as shown in the table below.

	Satisfaction		Satisfaction by Category						Net Promoter Score (NPS)
	Likelihood to Recommend	Product Going in Right Direction?	Meets Requirements	Ease of Admin	Ease of Doing Business With	Quality of Support	Ease of Setup	Ease of Use	
BP Logix	93%	100%	91%	91%	97%	94%	91%	90%	84
m-Power	95%	100%	92%	90%	100%	98%	93%	86%	86
Grid	95%	100%	95%	95%	98%	97%	93%	92%	90
ObjectGears	98%	100%	94%	90%	96%	97%	93%	94%	100
Nintex	85%	83%	86%	83%	86%	82%	84%	87%	48
Bubble	89%	81%	88%	88%	86%	82%	86%	82%	66
Zoho Creator	83%	83%	91%	92%	88%	81%	89%	90%	45
OnBase	87%	50%	90%	76%	81%	65%	75%	81%	53
SAP Build	86%	93%	85%	74%	80%	88%	80%	87%	55
Jitterbit	91%	89%	91%	90%	96%	93%	89%	89%	68
AppSheet	96%	94%	91%	91%	92%	88%	90%	89%	89
FlutterFlow	90%	100%	94%	N/A	90%	91%	94%	89%	71
Budibase	91%	97%	90%	N/A	N/A	92%	90%	96%	76
Gamma AI	87%	100%	86%	N/A	N/A	78%	92%	93%	66
Fibery	97%	96%	94%	86%	99%	100%	83%	86%	90
Ragic	89%	80%	87%	85%	90%	90%	86%	87%	63
AppMySite	84%	88%	85%	88%	89%	87%	88%	90%	51
Cflow	97%	100%	98%	N/A	N/A	96%	97%	99%	91
airSlate WorkFlow	94%	89%	89%	87%	94%	96%	82%	85%	76

(Satisfaction Ratings for No-Code Development Platforms continues on next page)

*N/A is displayed when fewer than five responses were received for the question.

**Net Promoter Score ranges from -100 to +100

Satisfaction Ratings for No-Code Development Platforms (continued)

G2 reviewers rated software sellers ability to satisfy their needs as shown in the table below.

	Satisfaction		Satisfaction by Category						Net Promoter Score (NPS)
	Likelihood to Recommend	Product Going in Right Direction?	Meets Requirements	Ease of Admin	Ease of Doing Business With	Quality of Support	Ease of Setup	Ease of Use	
Directual platform	96%	100%	99%	86%	N/A	99%	89%	87%	100
Ushur	90%	100%	86%	81%	95%	95%	90%	84%	63
Stackby	94%	91%	93%	96%	98%	93%	95%	87%	85
Betty Blocks	87%	97%	82%	87%	91%	81%	93%	89%	58
FireStart	94%	88%	82%	86%	95%	95%	88%	93%	85
FlowForma Process Automation	89%	95%	88%	85%	95%	95%	86%	89%	57
PagerDuty Process Automation	92%	100%	94%	N/A	N/A	97%	N/A	92%	81
Checkbox	97%	100%	92%	94%	97%	93%	97%	95%	94
Stacker	89%	100%	88%	94%	97%	96%	91%	89%	63
Joget DX	88%	90%	87%	90%	92%	83%	85%	89%	60
Ninox Database	95%	94%	91%	90%	93%	93%	90%	91%	86
Twinr	92%	100%	88%	N/A	N/A	95%	N/A	98%	76
Appify	97%	83%	93%	90%	96%	90%	88%	91%	90
Noloco	95%	96%	90%	90%	94%	95%	89%	92%	87
ELMA365	92%	94%	88%	88%	94%	89%	93%	93%	81
Apache Isis	87%	100%	87%	N/A	N/A	90%	87%	87%	50
SuprSend	98%	100%	92%	N/A	N/A	97%	N/A	91%	100
Odoo Studio	77%	75%	81%	N/A	N/A	79%	N/A	77%	15
Rocket Modern Experience Web Edition (Formerly Rocket LegaSuite Web)	70%	54%	79%	73%	73%	79%	66%	77%	-18

(Satisfaction Ratings for No-Code Development Platforms continues on next page)

*N/A is displayed when fewer than five responses were received for the question.

**Net Promoter Score ranges from -100 to +100

Satisfaction Ratings for No-Code Development Platforms (continued)

G2 reviewers rated software sellers ability to satisfy their needs as shown in the table below.

	Satisfaction		Satisfaction by Category						Net Promoter Score (NPS)
	Likelihood to Recommend	Product Going in Right Direction?	Meets Requirements	Ease of Admin	Ease of Doing Business With	Quality of Support	Ease of Setup	Ease of Use	
Internal	91%	88%	90%	N/A	N/A	92%	N/A	87%	66
PhixFlow	90%	100%	89%	N/A	N/A	97%	N/A	89%	71
Thunkable	92%	92%	80%	N/A	N/A	81%	N/A	88%	66
WEM APAC	97%	N/A	N/A	N/A	N/A	N/A	N/A	N/A	91
Origami	87%	N/A	N/A	N/A	N/A	N/A	N/A	N/A	60
Average	93%	94%	91%	91%	94%	92%	91%	91%	77

*N/A is displayed when fewer than five responses were received for the question.

**Net Promoter Score ranges from -100 to +100

Feature Comparison for No-Code Development Platforms

G2 users have evaluated the following products by feature. Feature ratings are representative of reviewers overall satisfaction with each feature and do not necessarily take into account the breadth of individual product features. The results are shown below.

User Interface Design

	WYSIWYG Editor	Customized Branding	App Templates	Workflow Management
Salesforce Platform	87%	89%	90%	92%
Airtable	85%	79%	81%	87%
Microsoft Power Apps	83%	84%	85%	85%
ServiceNow App Engine	86%	88%	86%	90%
Glide	92%	82%	81%	87%
Softr	89%	88%	86%	85%
Jotform Apps	91%	89%	87%	87%
Quickbase	84%	82%	85%	88%
AuraQuantic	100%	99%	99%	100%
MuleSoft Automation	82%	82%	86%	82%
Creatio	95%	91%	92%	96%
Kintone	92%	84%	88%	91%
Bizagi	92%	89%	91%	93%
Quixy	97%	98%	98%	100%
Caspio	75%	89%	80%	82%
RunMyProcess	93%	92%	90%	98%
Appy Pie	91%	91%	89%	90%
Knack	82%	83%	83%	87%
Appdome	91%	95%	95%	96%

(Feature Comparison for No-Code Development Platforms continues on next page)

*N/A is displayed when fewer than five responses were received for the question.

**A blank box indicates that a seller has selected that they do not offer that feature.

Feature Comparison for No-Code Development Platforms (continued)

G2 users have evaluated the following products by feature. Feature ratings are representative of reviewers overall satisfaction with each feature and do not necessarily take into account the breadth of individual product features. The results are shown below.

User Interface Design

	WYSIWYG Editor	Customized Branding	App Templates	Workflow Management
Outgrow	97%	95%	95%	97%
Dorik	88%	90%	86%	86%
FormAssembly	87%	84%	83%	86%
Intrexx	N/A	N/A	N/A	N/A
Kissflow	91%	90%	91%	95%
Jotform Tables	93%		87%	92%
AppMaster.io	94%	95%	93%	94%
Tadabase	90%	100%	96%	100%
MindStudio	96%	90%	90%	92%
Axpert Low Coding Platform	N/A	N/A	N/A	N/A
SpreadsheetWEB	93%	93%	98%	95%
Fliplet	N/A	N/A	N/A	N/A
Alpha Anywhere	N/A	N/A	N/A	N/A
Landbot	92%	89%	87%	91%
ToolJet	N/A	N/A	N/A	N/A
Median.co	94%	98%	92%	91%
Sterlo	95%	97%	84%	91%
Assembly	84%	94%	90%	94%
Clappia	91%	88%	93%	93%

(Feature Comparison for No-Code Development Platforms continues on next page)

*N/A is displayed when fewer than five responses were received for the question.

**A blank box indicates that a seller has selected that they do not offer that feature.

Feature Comparison for No-Code Development Platforms (continued)

G2 users have evaluated the following products by feature. Feature ratings are representative of reviewers overall satisfaction with each feature and do not necessarily take into account the breadth of individual product features. The results are shown below.

User Interface Design

	WYSIWYG Editor	Customized Branding	App Templates	Workflow Management
Xano	87%	81%	75%	91%
Forms On Fire	93%	93%	92%	92%
Ycode	91%	92%	84%	84%
Process Street	90%	86%	89%	95%
Appfarm	94%	90%	81%	93%
Buildfire	94%	91%	97%	94%
GoFormz	N/A	N/A	94%	81%
involve.me	N/A	92%	N/A	89%
Flatlogic	N/A	N/A	N/A	N/A
GW Apps	89%	82%	94%	96%
AgilePoint NX	N/A	N/A	N/A	N/A
Backendless	82%	86%	75%	87%
BRYTER	90%	87%	88%	84%
Xpoda	95%	93%	92%	98%
Toca.io	N/A	N/A	N/A	N/A
Appery.io	N/A	N/A	N/A	N/A
Best Brain	100%	100%	100%	100%
Formaloo	84%	89%	86%	85%
Qalcwise	96%	89%	94%	98%

(Feature Comparison for No-Code Development Platforms continues on next page)

*N/A is displayed when fewer than five responses were received for the question.

**A blank box indicates that a seller has selected that they do not offer that feature.

Feature Comparison for No-Code Development Platforms (continued)

G2 users have evaluated the following products by feature. Feature ratings are representative of reviewers overall satisfaction with each feature and do not necessarily take into account the breadth of individual product features. The results are shown below.

User Interface Design

	WYSIWYG Editor	Customized Branding	App Templates	Workflow Management
BP Logix	86%	88%	83%	96%
m-Power	86%	95%	92%	86%
Grid	N/A	N/A	N/A	N/A
ObjectGears		91%	87%	95%
Nintex	87%	84%	80%	91%
Bubble	87%	91%	75%	84%
Zoho Creator	N/A	N/A	N/A	N/A
OnBase	89%	N/A	N/A	N/A
SAP Build	N/A	N/A	N/A	N/A
Jitterbit		92%		89%
AppSheet		82%	82%	86%
FlutterFlow	94%	89%	86%	91%
Budibase	91%	86%	87%	90%
Gamma AI	88%	87%	77%	84%
Fibery	90%	80%	86%	93%
Ragic	81%	84%	79%	86%
AppMySite	86%	87%	80%	83%
Cflow	88%	88%	86%	94%
airSlate WorkFlow	86%	84%	80%	90%

(Feature Comparison for No-Code Development Platforms continues on next page)

*N/A is displayed when fewer than five responses were received for the question.

**A blank box indicates that a seller has selected that they do not offer that feature.

Feature Comparison for No-Code Development Platforms (continued)

G2 users have evaluated the following products by feature. Feature ratings are representative of reviewers overall satisfaction with each feature and do not necessarily take into account the breadth of individual product features. The results are shown below.

User Interface Design

	WYSIWYG Editor	Customized Branding	App Templates	Workflow Management
Directual platform	85%	87%	88%	90%
Ushur	N/A	N/A	N/A	N/A
Stackby	93%	89%	85%	90%
Betty Blocks	83%	74%	81%	82%
FireStart	N/A	N/A	N/A	N/A
FlowForma Process Automation	79%	85%	87%	92%
PagerDuty Process Automation	N/A	N/A	N/A	N/A
Checkbox	N/A	N/A	N/A	N/A
Stacker	88%	83%	86%	89%
Joget DX	89%	83%	83%	85%
Ninox Database	85%	75%	80%	87%
Twinr	94%	94%	86%	90%
Appify	N/A	N/A	N/A	N/A
Noloco	92%	80%	79%	93%
ELMA365	N/A	N/A	N/A	N/A
Apache Isis	79%	79%	90%	86%
SuprSend	91%	91%	88%	93%
Odoo Studio	79%	78%	78%	78%
Rocket Modern Experience Web Edition (Formerly Rocket LegaSuite Web)	65%	71%	71%	74%

(Feature Comparison for No-Code Development Platforms continues on next page)

*N/A is displayed when fewer than five responses were received for the question.

**A blank box indicates that a seller has selected that they do not offer that feature.

Feature Comparison for No-Code Development Platforms (continued)

G2 users have evaluated the following products by feature. Feature ratings are representative of reviewers overall satisfaction with each feature and do not necessarily take into account the breadth of individual product features. The results are shown below.

User Interface Design

	WYSIWYG Editor	Customized Branding	App Templates	Workflow Management
Internal	N/A	N/A	90%	90%
PhixFlow	N/A	N/A	N/A	N/A
Thunkable	90%	86%	83%	71%
WEM APAC	N/A	N/A	N/A	N/A
Origami	N/A	N/A	N/A	N/A
Average	89%	88%	87%	90%

(Feature Comparison for No-Code Development Platforms continues on next page)

*N/A is displayed when fewer than five responses were received for the question.

**A blank box indicates that a seller has selected that they do not offer that feature.

Feature Comparison for No-Code Development Platforms (continued)

G2 users have evaluated the following products by feature. Feature ratings are representative of reviewers overall satisfaction with each feature and do not necessarily take into account the breadth of individual product features. The results are shown below.

Data Control

	Data Migration	Data Synchronization	Data Security
Salesforce Platform	91%	91%	93%
Airtable	87%	88%	87%
Microsoft Power Apps	85%	84%	88%
ServiceNow App Engine	87%	87%	88%
Glide	86%	87%	85%
Softr	87%	90%	87%
Jotform Apps	86%	87%	90%
Quickbase	86%	85%	90%
AuraQuantic	100%	100%	100%
MuleSoft Automation	79%	86%	84%
Creatio	91%	91%	95%
Kintone	89%	87%	90%
Bizagi	89%	90%	90%
Quixy	98%	98%	99%
Caspio	89%	90%	91%
RunMyProcess	96%	92%	98%
Appy Pie	89%	91%	92%
Knack	87%	85%	89%
Appdome	90%	90%	98%

(Feature Comparison for No-Code Development Platforms continues on next page)

*N/A is displayed when fewer than five responses were received for the question.

**A blank box indicates that a seller has selected that they do not offer that feature.

Feature Comparison for No-Code Development Platforms (continued)

G2 users have evaluated the following products by feature. Feature ratings are representative of reviewers overall satisfaction with each feature and do not necessarily take into account the breadth of individual product features. The results are shown below.

Data Control

	Data Migration	Data Synchronization	Data Security
Outgrow	92%	96%	95%
Dorik	77%	83%	85%
FormAssembly	86%	85%	91%
Intrexx	N/A	N/A	N/A
Kissflow	90%	93%	93%
Jotform Tables	90%	90%	92%
AppMaster.io	95%	96%	95%
Tadabase	97%	97%	100%
MindStudio	93%	93%	95%
Axpert Low Coding Platform	N/A	N/A	N/A
SpreadsheetWEB	95%	95%	96%
Fliplet	N/A	N/A	N/A
Alpha Anywhere	N/A	N/A	N/A
Landbot	90%	88%	89%
ToolJet	N/A	N/A	N/A
Median.co	91%	90%	95%
Sterlo	90%	90%	91%
Assembly	97%	94%	87%
Clappia	92%	92%	95%

(Feature Comparison for No-Code Development Platforms continues on next page)

*N/A is displayed when fewer than five responses were received for the question.

**A blank box indicates that a seller has selected that they do not offer that feature.

Feature Comparison for No-Code Development Platforms (continued)

G2 users have evaluated the following products by feature. Feature ratings are representative of reviewers overall satisfaction with each feature and do not necessarily take into account the breadth of individual product features. The results are shown below.

Data Control

	Data Migration	Data Synchronization	Data Security
Xano	82%	90%	94%
Forms On Fire	94%	96%	93%
Ycode	79%	83%	90%
Process Street	80%	82%	94%
Appfarm	79%	90%	93%
Buildfire	N/A	N/A	N/A
GoFormz	89%	86%	92%
involve.me	N/A	94%	97%
Flatlogic	N/A	N/A	N/A
GW Apps	88%	90%	94%
AgilePoint NX	N/A	N/A	N/A
Backendless	87%	94%	92%
BRYTER	79%	93%	97%
Xpoda	93%	96%	92%
Toca.io	N/A	N/A	N/A
Appery.io	N/A	N/A	N/A
Best Brain	100%	97%	100%
Formaloo	79%	79%	89%
Qalcwise	91%	93%	95%

(Feature Comparison for No-Code Development Platforms continues on next page)

*N/A is displayed when fewer than five responses were received for the question.

**A blank box indicates that a seller has selected that they do not offer that feature.

Feature Comparison for No-Code Development Platforms (continued)

G2 users have evaluated the following products by feature. Feature ratings are representative of reviewers overall satisfaction with each feature and do not necessarily take into account the breadth of individual product features. The results are shown below.

Data Control

	Data Migration	Data Synchronization	Data Security
BP Logix	94%	88%	92%
m-Power	88%	88%	86%
Grid	N/A	N/A	N/A
ObjectGears	97%	79%	97%
Nintex	79%	80%	82%
Bubble	76%	81%	81%
Zoho Creator	N/A	N/A	N/A
OnBase	N/A	N/A	N/A
SAP Build	N/A	N/A	N/A
Jitterbit	91%	92%	93%
AppSheet	90%	89%	90%
FlutterFlow	89%	86%	89%
Budibase	88%	89%	87%
Gamma AI	82%	87%	81%
Fibery	88%	90%	90%
Ragic	86%	88%	86%
AppMySite	81%	86%	
Cflow	90%	88%	94%
airSlate WorkFlow	86%	88%	74%

(Feature Comparison for No-Code Development Platforms continues on next page)

*N/A is displayed when fewer than five responses were received for the question.

**A blank box indicates that a seller has selected that they do not offer that feature.

Feature Comparison for No-Code Development Platforms (continued)

G2 users have evaluated the following products by feature. Feature ratings are representative of reviewers overall satisfaction with each feature and do not necessarily take into account the breadth of individual product features. The results are shown below.

Data Control

	Data Migration	Data Synchronization	Data Security
Directual platform	86%	92%	90%
Ushur	N/A	N/A	N/A
Stackby	85%	90%	92%
Betty Blocks	82%	87%	92%
FireStart	N/A	N/A	N/A
FlowForma Process Automation	91%	86%	85%
PagerDuty Process Automation	N/A	N/A	N/A
Checkbox	N/A	N/A	N/A
Stacker	88%	88%	90%
Joget DX	85%	84%	88%
Ninox Database	87%	91%	89%
Twinr	88%	94%	94%
Appify	N/A	N/A	N/A
Noloco	93%	86%	93%
ELMA365	N/A	N/A	N/A
Apache Isis	81%	86%	88%
SuprSend	90%	93%	93%
Odoo Studio	66%	70%	73%
Rocket Modern Experience Web Edition (Formerly Rocket LegaSuite Web)	N/A	78%	67%

(Feature Comparison for No-Code Development Platforms continues on next page)

*N/A is displayed when fewer than five responses were received for the question.

**A blank box indicates that a seller has selected that they do not offer that feature.



Feature Comparison for No-Code Development Platforms (continued)

G2 users have evaluated the following products by feature. Feature ratings are representative of reviewers overall satisfaction with each feature and do not necessarily take into account the breadth of individual product features. The results are shown below.

Data Control

	Data Migration	Data Synchronization	Data Security
Internal	91%	91%	94%
PhixFlow	N/A	N/A	N/A
Thunkable	81%	73%	76%
WEM APAC	N/A	N/A	N/A
Origami	N/A	N/A	N/A
Average	88%	89%	90%

(Feature Comparison for No-Code Development Platforms continues on next page)

*N/A is displayed when fewer than five responses were received for the question.

**A blank box indicates that a seller has selected that they do not offer that feature.

Feature Comparison for No-Code Development Platforms (continued)

G2 users have evaluated the following products by feature. Feature ratings are representative of reviewers overall satisfaction with each feature and do not necessarily take into account the breadth of individual product features. The results are shown below.

Publishing

	Application Deployment	Platform Compatibility	Lifecycle Management
Salesforce Platform	90%	92%	91%
Airtable	85%	85%	86%
Microsoft Power Apps	84%	85%	85%
ServiceNow App Engine	89%	89%	87%
Glide	92%	90%	87%
Softr	92%	89%	88%
Jotform Apps	92%	90%	90%
Quickbase	88%	85%	88%
AuraQuantic	100%	97%	100%
MuleSoft Automation	84%	80%	79%
Creatio	93%	93%	94%
Kintone	92%	89%	93%
Bizagi	90%	91%	91%
Quixy	99%	99%	98%
Caspio	91%	86%	87%
RunMyProcess	94%	94%	92%
Appy Pie	91%	91%	92%
Knack	88%	92%	81%
Appdome	98%	99%	96%

(Feature Comparison for No-Code Development Platforms continues on next page)

*N/A is displayed when fewer than five responses were received for the question.

**A blank box indicates that a seller has selected that they do not offer that feature.

Feature Comparison for No-Code Development Platforms (continued)

G2 users have evaluated the following products by feature. Feature ratings are representative of reviewers overall satisfaction with each feature and do not necessarily take into account the breadth of individual product features. The results are shown below.

Publishing

	Application Deployment	Platform Compatibility	Lifecycle Management
Outgrow	95%	97%	97%
Dorik	89%	89%	89%
FormAssembly	88%	90%	85%
Intrexx	N/A	N/A	N/A
Kissflow	90%	90%	91%
Jotform Tables		89%	
AppMaster.io	96%	96%	95%
Tadabase	97%	98%	96%
MindStudio	95%	93%	95%
Axpert Low Coding Platform	N/A	N/A	N/A
SpreadsheetWEB	96%	96%	96%
Fliplet	N/A	N/A	N/A
Alpha Anywhere	N/A	N/A	N/A
Landbot	92%	92%	89%
ToolJet	N/A	N/A	N/A
Median.co	96%	98%	89%
Sterlo	94%	93%	89%
Assembly	93%	89%	90%
Clappia	94%	90%	93%

(Feature Comparison for No-Code Development Platforms continues on next page)

*N/A is displayed when fewer than five responses were received for the question.

**A blank box indicates that a seller has selected that they do not offer that feature.

Feature Comparison for No-Code Development Platforms (continued)

G2 users have evaluated the following products by feature. Feature ratings are representative of reviewers overall satisfaction with each feature and do not necessarily take into account the breadth of individual product features. The results are shown below.

Publishing

	Application Deployment	Platform Compatibility	Lifecycle Management
Xano	96%	96%	92%
Forms On Fire	95%	96%	94%
Ycode	87%		83%
Process Street	87%	91%	96%
Appfarm	94%	96%	93%
Buildfire	91%	97%	N/A
GoFormz	94%	88%	92%
involve.me	N/A	100%	N/A
Flatlogic	N/A	N/A	N/A
GW Apps		95%	96%
AgilePoint NX	N/A	N/A	N/A
Backendless	88%	90%	84%
BRYTER	96%	96%	100%
Xpoda	98%	91%	95%
Toca.io	N/A	N/A	N/A
Appery.io	N/A	N/A	N/A
Best Brain	100%	98%	100%
Formaloo	82%	89%	88%
Qalcwise	97%	94%	95%

(Feature Comparison for No-Code Development Platforms continues on next page)

*N/A is displayed when fewer than five responses were received for the question.

**A blank box indicates that a seller has selected that they do not offer that feature.

Feature Comparison for No-Code Development Platforms (continued)

G2 users have evaluated the following products by feature. Feature ratings are representative of reviewers overall satisfaction with each feature and do not necessarily take into account the breadth of individual product features. The results are shown below.

Publishing

	Application Deployment	Platform Compatibility	Lifecycle Management
BP Logix	95%	91%	90%
m-Power	93%	95%	89%
Grid	N/A	N/A	N/A
ObjectGears	89%	91%	86%
Nintex	85%	86%	83%
Bubble	88%	84%	80%
Zoho Creator	N/A	N/A	N/A
OnBase	N/A	N/A	N/A
SAP Build	N/A	N/A	N/A
Jitterbit	92%	89%	91%
AppSheet	92%	91%	90%
FlutterFlow	91%	91%	89%
Budibase	89%	89%	86%
Gamma AI	84%	84%	84%
Fibery			
Ragic	82%	81%	83%
AppMySite	84%	85%	85%
Cflow	94%		
airSlate WorkFlow	88%	86%	83%

(Feature Comparison for No-Code Development Platforms continues on next page)

*N/A is displayed when fewer than five responses were received for the question.

**A blank box indicates that a seller has selected that they do not offer that feature.

Feature Comparison for No-Code Development Platforms (continued)

G2 users have evaluated the following products by feature. Feature ratings are representative of reviewers overall satisfaction with each feature and do not necessarily take into account the breadth of individual product features. The results are shown below.

Publishing

	Application Deployment	Platform Compatibility	Lifecycle Management
Directual platform	87%	92%	86%
Ushur	N/A	N/A	N/A
Stackby	93%	94%	93%
Betty Blocks	90%	84%	86%
FireStart	N/A	N/A	N/A
FlowForma Process Automation	89%	88%	90%
PagerDuty Process Automation	N/A	N/A	N/A
Checkbox	N/A	N/A	N/A
Stacker	90%	90%	88%
Joget DX	87%	86%	87%
Ninox Database	90%	88%	87%
Twinr	90%	96%	98%
Appify	N/A	N/A	N/A
Noloco	94%		90%
ELMA365	N/A	N/A	N/A
Apache Isis	90%	86%	86%
SuprSend	90%	93%	94%
Odoo Studio	74%	77%	71%
Rocket Modern Experience Web Edition (Formerly Rocket LegaSuite Web)	73%	67%	67%

(Feature Comparison for No-Code Development Platforms continues on next page)

*N/A is displayed when fewer than five responses were received for the question.

**A blank box indicates that a seller has selected that they do not offer that feature.

Feature Comparison for No-Code Development Platforms (continued)

G2 users have evaluated the following products by feature. Feature ratings are representative of reviewers overall satisfaction with each feature and do not necessarily take into account the breadth of individual product features. The results are shown below.

Publishing

	Application Deployment	Platform Compatibility	Lifecycle Management
Internal	86%	80%	N/A
PhixFlow	N/A	N/A	N/A
Thunkable	89%	89%	69%
WEM APAC	N/A	N/A	N/A
Origami	N/A	N/A	N/A
Average	91%	90%	89%

*N/A is displayed when fewer than five responses were received for the question.

**A blank box indicates that a seller has selected that they do not offer that feature.

Additional Data for No-Code Development Platforms

The table below includes a breakdown of the customer segments for each product, as represented by G2 reviewers.

Customers by Size

	Small Business (50 or fewer emp.)	Mid-Market (51-1000 emp.)	Enterprise (>1000 emp.)
Salesforce Platform	22%	45%	33%
Airtable	63%	26%	11%
Microsoft Power Apps	22%	39%	39%
ServiceNow App Engine	25%	23%	52%
Glide	81%	17%	2%
Softr	91%	6%	2%
Jotform Apps	72%	26%	2%
Quickbase	31%	42%	28%
AuraQuantic	5%	45%	50%
MuleSoft Automation	21%	36%	43%
Creatio	47%	37%	16%
Kintone	66%	27%	7%
Bizagi	20%	47%	33%
Quixy	23%	63%	15%
Caspio	66%	25%	9%
RunMyProcess	33%	50%	17%
Appy Pie	87%	10%	3%
Knack	53%	34%	13%
Appdome	6%	25%	69%

(Additional Data for No-Code Development Platforms continues on next page)

*N/A is displayed when data is not publicly available.

Additional Data for No-Code Development Platforms (continued)

The table below includes a breakdown of the customer segments for each product, as represented by G2 reviewers.

Customers by Size

	Small Business (50 or fewer emp.)	Mid-Market (51-1000 emp.)	Enterprise (>1000 emp.)
Outgrow	76%	21%	3%
Dorik	99%	1%	0%
FormAssembly	47%	53%	0%
Intrexx	67%	14%	19%
Kissflow	17%	67%	17%
Jotform Tables	83%	14%	3%
AppMaster.io	85%	13%	3%
Tadabase	82%	12%	6%
MindStudio	100%	0%	0%
Axpert Low Coding Platform	27%	69%	4%
SpreadsheetWEB	62%	21%	17%
Fliplet	6%	25%	69%
Alpha Anywhere	69%	15%	15%
Landbot	76%	18%	6%
ToolJet	52%	28%	21%
Median.co	65%	35%	0%
Sterlo	29%	26%	46%
Assembly	89%	11%	0%
Clappia	36%	35%	29%

(Additional Data for No-Code Development Platforms continues on next page)

*N/A is displayed when data is not publicly available.

Additional Data for No-Code Development Platforms (continued)

The table below includes a breakdown of the customer segments for each product, as represented by G2 reviewers.

Customers by Size

	Small Business (50 or fewer emp.)	Mid-Market (51-1000 emp.)	Enterprise (>1000 emp.)
Xano	93%	5%	2%
Forms On Fire	46%	37%	17%
Ycode	96%	4%	0%
Process Street	78%	17%	5%
Appfarm	75%	8%	17%
Buildfire	61%	22%	17%
GoFormz	32%	60%	8%
involve.me	89%	11%	0%
Flatlogic	93%	7%	0%
GW Apps	67%	17%	17%
AgilePoint NX	17%	33%	50%
Backendless	97%	3%	0%
BRYTER	41%	18%	41%
Xpoda	68%	18%	14%
Toca.io	50%	31%	19%
Appery.io	90%	10%	0%
Best Brain	50%	50%	0%
Formaloo	90%	7%	2%
Qalcwise	79%	14%	7%

(Additional Data for No-Code Development Platforms continues on next page)

*N/A is displayed when data is not publicly available.

Additional Data for No-Code Development Platforms (continued)

The table below includes a breakdown of the customer segments for each product, as represented by G2 reviewers.

Customers by Size

	Small Business (50 or fewer emp.)	Mid-Market (51-1000 emp.)	Enterprise (>1000 emp.)
BP Logix	0%	46%	54%
m-Power	14%	68%	18%
Grid	50%	44%	6%
ObjectGears	10%	60%	30%
Nintex	12%	38%	51%
Bubble	95%	4%	1%
Zoho Creator	46%	46%	8%
OnBase	8%	46%	46%
SAP Build	22%	22%	56%
Jitterbit	32%	37%	31%
AppSheet	63%	26%	10%
FlutterFlow	95%	5%	0%
Budibase	21%	68%	11%
Gamma AI	87%	13%	0%
Fibery	81%	15%	4%
Ragic	74%	21%	5%
AppMySite	98%	1%	0%
Cflow	42%	42%	17%
airSlate WorkFlow	48%	48%	4%

(Additional Data for No-Code Development Platforms continues on next page)

*N/A is displayed when data is not publicly available.

Additional Data for No-Code Development Platforms (continued)

The table below includes a breakdown of the customer segments for each product, as represented by G2 reviewers.

Customers by Size

	Small Business (50 or fewer emp.)	Mid-Market (51-1000 emp.)	Enterprise (>1000 emp.)
Directual platform	100%	0%	0%
Ushur	0%	73%	27%
Stackby	92%	5%	3%
Betty Blocks	53%	21%	26%
FireStart	15%	62%	23%
FlowForma Process Automation	9%	64%	27%
PagerDuty Process Automation	9%	45%	45%
Checkbox	41%	41%	18%
Stacker	55%	36%	9%
Joget DX	49%	46%	5%
Ninox Database	83%	9%	7%
Twinr	100%	0%	0%
Appify	60%	40%	0%
Noloco	90%	10%	0%
ELMA365	14%	77%	9%
Apache Isis	25%	50%	25%
SuprSend	63%	37%	0%
Odoo Studio	69%	31%	0%
Rocket Modern Experience Web Edition (Formerly Rocket LegaSuite Web)	13%	63%	25%

(Additional Data for No-Code Development Platforms continues on next page)

*N/A is displayed when data is not publicly available.

Additional Data for No-Code Development Platforms (continued)

The table below includes a breakdown of the customer segments for each product, as represented by G2 reviewers.

Customers by Size

	Small Business (50 or fewer emp.)	Mid-Market (51-1000 emp.)	Enterprise (>1000 emp.)
Internal	58%	17%	25%
PhixFlow	14%	14%	71%
Thunkable	72%	21%	7%
WEM APAC	50%	50%	0%
Origami	40%	20%	40%
Average	54%	30%	17%

(Additional Data for No-Code Development Platforms continues on next page)

*N/A is displayed when data is not publicly available.

Additional Data for No-Code Development Platforms (continued)

The table below highlights implementation and deployment data as indicated in real user reviews on G2.

Implementation

	Deployment		Implementation Time	Implementation Method				Number of Users Purchased	Contract Term
	Cloud	On-Premises	Avg. Months to Go Live	In-House Team	Seller Services Team	Third-Party Consultant	Don't know	Median Number of Users Bought	Avg. Contract Term (Months)
Salesforce Platform	80%	20%	4.9	53%	19%	16%	13%	175	17
Airtable	64%	36%	1.7	94%	1%	2%	4%	7	6
Microsoft Power Apps	76%	24%	2.0	85%	3%	4%	8%	37	9
ServiceNow App Engine	57%	43%	4.5	64%	12%	13%	11%	17	15
Glide	62%	38%	1.5	86%	3%	4%	7%	3	3
Softr	65%	35%	1.8	85%	4%	4%	7%	3	4
Jotform Apps	35%	65%	0.8	87%	3%	3%	7%	7	7
Quickbase	72%	28%	3.0	82%	4%	7%	7%	75	11
AuraQuantic	59%	41%	3.5	55%	23%	18%	5%	562	8
MuleSoft Automation	100%	0%	N/A	N/A	N/A	N/A	N/A	N/A	N/A
Creatio	86%	14%	3.4	57%	25%	15%	3%	17	20
Kintone	73%	27%	2.0	91%	9%	0%	0%	7	6
Bizagi	47%	53%	2.1	63%	11%	11%	16%	75	6
Quixy	99%	1%	0.8	96%	4%	0%	0%	175	25
Caspio	76%	24%	2.8	85%	4%	4%	6%	7	10
RunMyProcess	80%	20%	N/A	N/A	N/A	N/A	N/A	N/A	N/A
Appy Pie	33%	67%	2.3	78%	5%	2%	16%	3	7
Knack	84%	16%	1.0	98%	2%	0%	0%	17	6
Appdome	92%	8%	2.7	75%	8%	17%	0%	7	15

(Additional Data for No-Code Development Platforms continues on next page)

*N/A is displayed when data is not publicly available.

Additional Data for No-Code Development Platforms (continued)

The table below highlights implementation and deployment data as indicated in real user reviews on G2.

Implementation

	Deployment		Implementation Time	Implementation Method				Number of Users Purchased	Contract Term
	Cloud	On-Premises	Avg. Months to Go Live	In-House Team	Seller Services Team	Third-Party Consultant	Don't know	Median Number of Users Bought	Avg. Contract Term (Months)
Outgrow	53%	47%	0.3	96%	0%	0%	4%	3	8
Dorik	60%	40%	0.5	90%	0%	0%	10%	3	7
FormAssembly	82%	18%	1.5	84%	3%	8%	5%	3	11
Intrex	50%	50%	N/A	80%	0%	20%	0%	N/A	N/A
Kissflow	85%	15%	2.1	75%	15%	2%	8%	75	8
Jotform Tables	34%	66%	1.4	91%	3%	0%	6%	3	7
AppMaster.io	53%	47%	2.6	57%	14%	0%	29%	3	2
Tadabase	88%	13%	1.8	86%	0%	0%	14%	7	2
MindStudio	N/A	N/A	N/A	N/A	N/A	N/A	N/A	N/A	N/A
Axpert Low Coding Platform	58%	42%	6.5	45%	45%	9%	0%	46	N/A
SpreadsheetWEB	56%	44%	1.9	58%	25%	17%	0%	N/A	5
Fliplet	75%	25%	1.8	100%	0%	0%	0%	N/A	N/A
Alpha Anywhere	86%	14%	2.1	100%	0%	0%	0%	10	12
Landbot	58%	42%	0.8	92%	2%	0%	6%	3	4
ToolJet	57%	43%	2.5	73%	9%	18%	0%	3	6
Median.co	56%	44%	2.1	89%	0%	0%	11%	3	9
Sterlo	100%	0%	N/A	100%	0%	0%	0%	N/A	N/A
Assembly	59%	41%	0.5	82%	0%	0%	18%	3	3
Clappia	52%	48%	0.7	80%	10%	7%	3%	7	7

(Additional Data for No-Code Development Platforms continues on next page)

*N/A is displayed when data is not publicly available.

Additional Data for No-Code Development Platforms (continued)

The table below highlights implementation and deployment data as indicated in real user reviews on G2.

Implementation

	Deployment		Implementation Time	Implementation Method				Number of Users Purchased	Contract Term
	Cloud	On-Premises	Avg. Months to Go Live	In-House Team	Seller Services Team	Third-Party Consultant	Don't know	Median Number of Users Bought	Avg. Contract Term (Months)
Xano	83%	17%	2.6	100%	0%	0%	0%	3	5
Forms On Fire	83%	17%	1.5	81%	11%	7%	0%	7	3
Ycode	70%	30%	1.3	100%	0%	0%	0%	3	2
Process Street	79%	21%	2.0	89%	0%	0%	11%	5	3
Appfarm	89%	11%	N/A	67%	22%	0%	11%	N/A	N/A
Buildfire	60%	40%	1.4	80%	20%	0%	0%	N/A	N/A
GoFormz	46%	54%	2.8	81%	6%	0%	13%	75	7
involve.me	70%	30%	0.2	90%	0%	0%	10%	3	12
Flatlogic	60%	40%	N/A	N/A	N/A	N/A	N/A	N/A	N/A
GW Apps	67%	33%	1.4	67%	33%	0%	0%	N/A	N/A
AgilePoint NX	45%	55%	2.6	46%	46%	0%	8%	750	15
Backendless	57%	43%	N/A	86%	0%	14%	0%	3	0
BRYTER	75%	25%	2.7	82%	0%	9%	9%	17	N/A
Xpoda	69%	31%	1.9	42%	58%	0%	0%	7	25
Toca.io	86%	14%	5.8	29%	57%	14%	0%	N/A	N/A
Appery.io	N/A	N/A	N/A	N/A	N/A	N/A	N/A	N/A	N/A
Best Brain	N/A	N/A	N/A	N/A	N/A	N/A	N/A	N/A	N/A
Formaloo	85%	15%	0.3	82%	0%	9%	9%	3	14
Qalcswise	100%	0%	N/A	N/A	N/A	N/A	N/A	N/A	N/A

(Additional Data for No-Code Development Platforms continues on next page)

*N/A is displayed when data is not publicly available.

Additional Data for No-Code Development Platforms (continued)

The table below highlights implementation and deployment data as indicated in real user reviews on G2.

Implementation

	Deployment		Implementation Time	Implementation Method				Number of Users Purchased	Contract Term
	Cloud	On-Premises	Avg. Months to Go Live	In-House Team	Seller Services Team	Third-Party Consultant	Don't know	Median Number of Users Bought	Avg. Contract Term (Months)
BP Logix	10%	90%	3.4	90%	10%	0%	0%	375	12
m-Power	0%	100%	3.3	78%	22%	0%	0%	17	12
Grid	50%	50%	1.6	N/A	N/A	N/A	N/A	N/A	N/A
ObjectGears	N/A	N/A	N/A	N/A	N/A	N/A	N/A	N/A	N/A
Nintex	45%	55%	2.5	81%	9%	10%	1%	175	14
Bubble	92%	8%	3.0	74%	9%	6%	11%	3	5
Zoho Creator	100%	0%	2.7	88%	6%	0%	6%	12	6
OnBase	22%	78%	7.3	67%	17%	0%	17%	7500	N/A
SAP Build	60%	40%	N/A	80%	20%	0%	0%	N/A	N/A
Jitterbit	51%	49%	1.8	44%	44%	8%	4%	17	12
AppSheet	73%	27%	1.5	92%	3%	0%	5%	7	3
FlutterFlow	N/A	N/A	N/A	N/A	N/A	N/A	N/A	N/A	N/A
Budibase	N/A	N/A	N/A	N/A	N/A	N/A	N/A	N/A	N/A
Gamma AI	N/A	N/A	N/A	N/A	N/A	N/A	N/A	N/A	N/A
Fibery	64%	36%	2.0	81%	13%	6%	0%	17	5
Ragic	45%	55%	2.6	91%	0%	0%	9%	7	3
AppMySite	40%	60%	2.6	93%	2%	2%	3%	3	11
Cflow	N/A	N/A	N/A	N/A	N/A	N/A	N/A	N/A	N/A
airSlate WorkFlow	81%	19%	1.2	75%	6%	13%	6%	7	8

(Additional Data for No-Code Development Platforms continues on next page)

*N/A is displayed when data is not publicly available.

Additional Data for No-Code Development Platforms (continued)

The table below highlights implementation and deployment data as indicated in real user reviews on G2.

Implementation

	Deployment		Implementation Time	Implementation Method				Number of Users Purchased	Contract Term
	Cloud	On-Premises	Avg. Months to Go Live	In-House Team	Seller Services Team	Third-Party Consultant	Don't know	Median Number of Users Bought	Avg. Contract Term (Months)
Directual platform	80%	20%	0.3	100%	0%	0%	0%	3	N/A
Ushur	N/A	N/A	N/A	100%	0%	0%	0%	N/A	N/A
Stackby	44%	56%	1.1	91%	0%	9%	0%	3	6
Betty Blocks	90%	10%	1.8	71%	18%	6%	6%	27	N/A
FireStart	0%	100%	N/A	67%	0%	17%	17%	N/A	N/A
FlowForma Process Automation	55%	45%	2.0	71%	13%	3%	13%	175	18
PagerDuty Process Automation	N/A	N/A	N/A	N/A	N/A	N/A	N/A	N/A	N/A
Checkbox	N/A	N/A	N/A	N/A	N/A	N/A	N/A	N/A	N/A
Stacker	N/A	N/A	N/A	N/A	N/A	N/A	N/A	N/A	N/A
Joget DX	32%	68%	3.4	70%	26%	0%	4%	17	6
Ninox Database	79%	21%	1.4	96%	1%	1%	2%	3	7
Twir	N/A	N/A	N/A	N/A	N/A	N/A	N/A	N/A	N/A
Appify	N/A	N/A	N/A	N/A	N/A	N/A	N/A	N/A	N/A
Noloco	93%	7%	2.0	80%	0%	13%	7%	5	3
ELMA365	57%	43%	1.7	100%	0%	0%	0%	37	5
Apache Isis	N/A	N/A	N/A	N/A	N/A	N/A	N/A	N/A	N/A
SuprSend	N/A	N/A	N/A	N/A	N/A	N/A	N/A	N/A	N/A
Odoo Studio	N/A	N/A	N/A	N/A	N/A	N/A	N/A	N/A	N/A
Rocket Modern Experience Web Edition (Formerly Rocket LegaSuite Web)	22%	78%	N/A	80%	20%	0%	0%	17	N/A

(Additional Data for No-Code Development Platforms continues on next page)

*N/A is displayed when data is not publicly available.

Additional Data for No-Code Development Platforms (continued)

The table below highlights implementation and deployment data as indicated in real user reviews on G2.

Implementation

	Deployment		Implementation Time	Implementation Method				Number of Users Purchased	Contract Term
	Cloud	On-Premises	Avg. Months to Go Live	In-House Team	Seller Services Team	Third-Party Consultant	Don't know	Median Number of Users Bought	Avg. Contract Term (Months)
Internal	N/A	N/A	N/A	N/A	N/A	N/A	N/A	N/A	N/A
PhixFlow	N/A	N/A	N/A	N/A	N/A	N/A	N/A	N/A	N/A
Thunkable	N/A	N/A	N/A	N/A	N/A	N/A	N/A	N/A	N/A
WEM APAC	N/A	N/A	N/A	N/A	N/A	N/A	N/A	N/A	N/A
Origami	N/A	N/A	N/A	N/A	N/A	N/A	N/A	N/A	N/A

(Additional Data for No-Code Development Platforms continues on next page)

*N/A is displayed when data is not publicly available.

Additional Data for No-Code Development Platforms (continued)

The table below highlights the average user adoption of each product as indicated in real user reviews on G2.

User Adoption and Return on Investment (ROI)

	User Adoption	Payback Period
	Average User Adoption	Estimated ROI (payback period in months)
Salesforce Platform	69%	15
Airtable	65%	6
Microsoft Power Apps	44%	8
ServiceNow App Engine	38%	17
Glide	63%	13
Softr	61%	7
Jotform Apps	65%	7
Quickbase	70%	14
AuraQuantic	83%	7
MuleSoft Automation	N/A	N/A
Creatio	81%	11
Kintone	61%	9
Bizagi	57%	13
Quixy	90%	8
Caspio	67%	16
RunMyProcess	N/A	N/A
Appy Pie	44%	17
Knack	80%	9
Appdome	75%	7

(Additional Data for No-Code Development Platforms continues on next page)

*N/A is displayed when data is not publicly available.

Additional Data for No-Code Development Platforms (continued)

The table below highlights the average user adoption of each product as indicated in real user reviews on G2.

User Adoption and Return on Investment (ROI)

	User Adoption	Payback Period
	Average User Adoption	Estimated ROI (payback period in months)
Outgrow	64%	10
Dorik	54%	9
FormAssembly	73%	12
Intrex	72%	N/A
Kissflow	70%	10
Jotform Tables	70%	17
AppMaster.io	48%	8
Tadabase	89%	4
MindStudio	N/A	N/A
Axpert Low Coding Platform	76%	12
SpreadsheetWEB	61%	27
Fliplet	79%	N/A
Alpha Anywhere	N/A	N/A
Landbot	64%	9
ToolJet	26%	19
Median.co	83%	6
Sterlo	N/A	N/A
Assembly	62%	4
Clappia	74%	9

(Additional Data for No-Code Development Platforms continues on next page)

*N/A is displayed when data is not publicly available.

Additional Data for No-Code Development Platforms (continued)

The table below highlights the average user adoption of each product as indicated in real user reviews on G2.

User Adoption and Return on Investment (ROI)

	User Adoption	Payback Period
	Average User Adoption	Estimated ROI (payback period in months)
Xano	89%	8
Forms On Fire	81%	9
Ycode	71%	4
Process Street	77%	10
Appfarm	N/A	N/A
Buildfire	49%	N/A
GoFormz	83%	21
involve.me	61%	18
Flatlogic	N/A	N/A
GW Apps	N/A	N/A
AgilePoint NX	67%	16
Backendless	N/A	10
BRYTER	47%	N/A
Xpoda	79%	10
Toca.io	53%	N/A
Appery.io	N/A	N/A
Best Brain	N/A	N/A
Formaloo	87%	4
Qalcwise	N/A	N/A

(Additional Data for No-Code Development Platforms continues on next page)

*N/A is displayed when data is not publicly available.

Additional Data for No-Code Development Platforms (continued)

The table below highlights the average user adoption of each product as indicated in real user reviews on G2.

User Adoption and Return on Investment (ROI)

	User Adoption	Payback Period
	Average User Adoption	Estimated ROI (payback period in months)
BP Logix	66%	20
m-Power	64%	7
Grid	N/A	N/A
ObjectGears	N/A	N/A
Nintex	56%	18
Bubble	86%	15
Zoho Creator	70%	11
OnBase	68%	13
SAP Build	N/A	N/A
Jitterbit	58%	10
AppSheet	60%	9
FlutterFlow	N/A	N/A
Budibase	N/A	N/A
Gamma AI	N/A	N/A
Fibery	75%	7
Ragic	61%	18
AppMySite	38%	14
Cflow	N/A	N/A
airSlate WorkFlow	55%	6

(Additional Data for No-Code Development Platforms continues on next page)

*N/A is displayed when data is not publicly available.

Additional Data for No-Code Development Platforms (continued)

The table below highlights the average user adoption of each product as indicated in real user reviews on G2.

User Adoption and Return on Investment (ROI)

	User Adoption	Payback Period
	Average User Adoption	Estimated ROI (payback period in months)
Directual platform	87%	2
Ushur	N/A	N/A
Stackby	59%	5
Betty Blocks	56%	N/A
FireStart	N/A	N/A
FlowForma Process Automation	60%	17
PagerDuty Process Automation	N/A	N/A
Checkbox	N/A	N/A
Stacker	N/A	N/A
Joget DX	57%	14
Ninox Database	73%	6
Twinr	N/A	N/A
Appify	N/A	N/A
Noloco	82%	6
ELMA365	81%	22
Apache Isis	N/A	N/A
SuprSend	N/A	N/A
Odoo Studio	N/A	N/A
Rocket Modern Experience Web Edition (Formerly Rocket LegaSuite Web)	N/A	N/A

(Additional Data for No-Code Development Platforms continues on next page)

*N/A is displayed when data is not publicly available.

Additional Data for No-Code Development Platforms (continued)

The table below highlights the average user adoption of each product as indicated in real user reviews on G2.

User Adoption and Return on Investment (ROI)

	User Adoption	Payback Period
	Average User Adoption	Estimated ROI (payback period in months)
Internal	N/A	N/A
PhixFlow	N/A	N/A
Thunkable	N/A	N/A
WEM APAC	N/A	N/A
Origami	N/A	N/A
Average	67%	11

(Additional Data for No-Code Development Platforms continues on next page)

*N/A is displayed when data is not publicly available.

Additional Data for No-Code Development Platforms (continued)

The table below highlights third-party market presence data used to inform the G2's Market Presence Score that highlights each products impact and influence in the category.

Market Presence

	Seller Name	Year Founded	Employees on LinkedIn (Seller)	LinkedIn Followers
Salesforce Platform	Salesforce	1999	83,838	6,184,892
Airtable	Airtable	2012	937	176,786
Microsoft Power Apps	Microsoft	1975	220,934	26,834,622
ServiceNow App Engine	ServiceNow	2004	30,388	1,378,756
Glide	Glide	2018	104	19,703
Softr	Softr	2020	65	26,485
Jotform Apps	Jotform	2006	813	230,527
Quickbase	Quickbase	2012	840	26,398
AuraQuantic	AuraQuantic	2002	87	10,234
MuleSoft Automation	Salesforce	1999	83,838	6,184,892
Creatio	Creatio	2014	1,034	119,397
Kintone	Kintone	1997	81	10,081
Bizagi	Bizagi	1989	438	51,481
Quixy	Quixy	2019	284	30,417
Caspio	Caspio	2000	210	8,207
RunMyProcess	Akorbi Digital RMP	2003	442	27,485
Appy Pie	Appy Pie LLP	2015	225	64,508
Knack	Knack	2010	88	8,267
Appdome	Appdome	2012	163	9,312

(Additional Data for No-Code Development Platforms continues on next page)

*N/A is displayed when data is not publicly available.

Additional Data for No-Code Development Platforms (continued)

The table below highlights third-party market presence data used to inform the G2's Market Presence Score that highlights each products impact and influence in the category.

Market Presence

	Seller Name	Year Founded	Employees on LinkedIn (Seller)	LinkedIn Followers
Outgrow	Outgrow	2012	66	5,095
Dorik	Dorik, Inc.		28	4,526
FormAssembly	FormAssembly Inc.	2006	155	18,259
Intrexx	Intrexx	1998	88	1,800
Kissflow	KissFlow	2012	515	178,086
Jotform Tables	Jotform	2006	813	230,527
AppMaster.io	AppMaster.io	2020	19	3,176
Tadabase	Tadabase	2016	14	818
MindStudio	Mind Studio	2023	50	9,940
Axpert Low Coding Platform	Agile Labs	2001	130	4,591
SpreadsheetWEB	Pagos	2002	1	146
Fliplet	Fliplet	2009	29	7,708
Alpha Anywhere	Alpha Software	2000	49	1,629
Landbot	Landbot.io	2017	50	11,873
ToolJet	ToolJet	2021	60	38,377
Median.co	Median.co	2014	14	1,911
Sterlo	Sterlo	2016	58	1,928
Assembly	Assembly	2020	36	4,690
Clappia	Clapptron Technologies Private Limited	2018	21	3,610

(Additional Data for No-Code Development Platforms continues on next page)

*N/A is displayed when data is not publicly available.

Additional Data for No-Code Development Platforms (continued)

The table below highlights third-party market presence data used to inform the G2's Market Presence Score that highlights each products impact and influence in the category.

Market Presence

	Seller Name	Year Founded	Employees on LinkedIn (Seller)	LinkedIn Followers
Xano	Xano	2014	55	9,228
Forms On Fire	Forms On Fire, Inc.	2012	18	1,623
Ycode	Ycode	2019	7	903
Process Street	Process Street	2014	50	43,696
Appfarm	Appfarm	2018	40	5,950
Buildfire	BuildFire	2014	23	2,802
GoFormz	GoFormz	2012	77	11,286
involve.me	Stereo sense GmbH	2016	1	81
Flatlogic	Flatlogic	2014	15	1,339
GW Apps	GW Apps	2018	13	174
AgilePoint NX	AgilePoint	2003	185	4,637
Backendless	Backendless	2012	24	853
BRYTER	BRYTER	2018	61	15,266
Xpoda	Xpoda	2016	17	4,466
Toca.io	Toca.io	2018	28	3,252
Appery.io	appery.io	2011	5	436
Best Brain	DreamzTech Solutions	2022	8	2,501
Formaloo	Formaloo	2020	17	3,298
Qalcwise	Qalcwise	2014	18	1,049

(Additional Data for No-Code Development Platforms continues on next page)

*N/A is displayed when data is not publicly available.

Additional Data for No-Code Development Platforms (continued)

The table below highlights third-party market presence data used to inform the G2's Market Presence Score that highlights each products impact and influence in the category.

Market Presence

	Seller Name	Year Founded	Employees on LinkedIn (Seller)	LinkedIn Followers
BP Logix	BP Logix	1995	27	1,793
m-Power	mrc	1981	8	179
Grid	Pragyaam Data Technologies	2017	52	10,839
ObjectGears	ObjectGears	2013	2	189
Nintex	Nintex	2006	1,278	57,752
Bubble	Bubble Group	2012	457	74,272
Zoho Creator	Zoho	1996	28,103	2,218,078
OnBase	Hyland	1991	4,161	120,075
SAP Build	SAP	1972	135,108	4,460,840
Jitterbit	Jitterbit	2003	410	99,869
AppSheet	AppSheet	2014	27	9,552
FlutterFlow	FlutterFlow	2020	186	49,754
Budibase	Budibase	2019	15	3,453
Gamma AI	Gamma Tech	2020	181	66,837
Fibery	Fibery	2017	27	2,910
Ragic	Ragic		30	521
AppMySite	AppMySite	2014	10	763
Cflow	Cavintek Inc	2011	27	5,196
airSlate WorkFlow	airSlate	2006	825	12,652

(Additional Data for No-Code Development Platforms continues on next page)

*N/A is displayed when data is not publicly available.

Additional Data for No-Code Development Platforms (continued)

The table below highlights third-party market presence data used to inform the G2's Market Presence Score that highlights each products impact and influence in the category.

Market Presence

	Seller Name	Year Founded	Employees on LinkedIn (Seller)	LinkedIn Followers
Directual platform	Directual	2014	4	224
Ushur	Ushur	2014	283	65,070
Stackby	Relytree Inc.	2018	23	2,124
Betty Blocks	Betty Blocks	2016	89	9,347
FireStart	FireStart	2008	24	2,385
FlowForma Process Automation	FlowForma	2012	30	7,915
PagerDuty Process Automation	Catalytic	2015	11	5,809
Checkbox	Checkbox Technology	2016	58	9,995
Stacker	Stacker.app	2017	21	6,854
Joget DX	Joget	2014	75	5,269
Ninox Database	Ninox Software GmbH	2013	87	6,963
Twinr	Twinr	2022	11	3,809
Appify	Appify	2017	39	4,906
Noloco	Noloco	2021	13	3,270
ELMA365	ELMA Global a.s.		2	50
Apache Isis	The Apache Software Foundation	1999	2,163	78,858
SuprSend	SuprSend	2022	17	16,460
Odoo Studio	Odoo	2005	7,016	495,818
Rocket Modern Experience Web Edition (Formerly Rocket LegaSuite Web)	Rocket Software	1990	4,064	71,019

(Additional Data for No-Code Development Platforms continues on next page)

*N/A is displayed when data is not publicly available.



Additional Data for No-Code Development Platforms (continued)

The table below highlights third-party market presence data used to inform the G2's Market Presence Score that highlights each products impact and influence in the category.

Market Presence

	Seller Name	Year Founded	Employees on LinkedIn (Seller)	LinkedIn Followers
Internal	Internal	2019	28	632
PhixFlow	PhixFlow	2004	23	866
Thunkable	Thunkable	2015	41	6,111
WEM APAC	WEM	2006	50	3,533
Origami	Origami	2000	159	18,837

*N/A is displayed when data is not publicly available.