



Get Started with Pro Suite.

Access powerful tools to help you grow smarter and faster.

Use our step-by-step checklist with linked resources to confidently start using Pro Suite. Activate key features across sales, service, marketing, and commerce quickly. Start today and make the most of everything Pro Suite has to offer.

Lay the Groundwork



 Pro Suite









 Marketing

 Sales

 Commerce

 Service

 Data Cloud

<input type="checkbox"/>	Connect your email by linking your Gmail or Outlook account	
<input type="checkbox"/>	Sync your calendar to manage your schedule effectively	
<input type="checkbox"/>	Invite your team to Pro Suite via email for seamless collaboration	
<input type="checkbox"/>	Update your company information in Advanced Setup	
<input type="checkbox"/>	Activate marketing features to unlock powerful marketing tools	
<input type="checkbox"/>	Enable Pay Now to send payment links for closed deals	
<input type="checkbox"/>	Link your customer service email so customers can submit support cases	
<input type="checkbox"/>	Turn on Salesforce Channels to collaborate with your team in Pro Suite and Slack	

Tailor the Basics

<input type="checkbox"/>	Organize your apps by reordering and starring your favorites	
<input type="checkbox"/>	Access the Guidance Center for built-in help and tips	
<input type="checkbox"/>	Personalize your homepage to align with your workflow	
<input type="checkbox"/>	Add custom fields to capture key business data	
<input type="checkbox"/>	Explore analytics with ready-to-use reports and dashboards	



Make Customizations

<input type="checkbox"/>	<u>Create custom objects</u> or rename objects to track unique business needs and processes	✓
<input type="checkbox"/>	<u>Connect third-party apps</u> through the AppExchange	✓
<input type="checkbox"/>	<u>Automate workflows</u> using Salesforce Flows	✓
<input type="checkbox"/>	<u>Improve email deliverability</u> by setting up DKIM (DomainKeys Identified Mail)	🔍
<input type="checkbox"/>	<u>Launch a landing page</u> to capture interest	🔍
<input type="checkbox"/>	<u>Configure messaging in-app and web</u> to connect with your customers in real time	💖
<input type="checkbox"/>	<u>Create knowledge articles</u> and quick text to answer common customer questions	💖
<input type="checkbox"/>	<u>Route cases</u> to the right subject matter expert with omni-channel routing	💖

Keep the Momentum Going

<input type="checkbox"/>	Launch your first email campaign to reach your audience	🔍
<input type="checkbox"/>	<u>Create your first opportunity</u> to start managing your pipeline	📈
<input type="checkbox"/>	Send a payment link for a closed opportunity	🛒
<input type="checkbox"/>	Log into messaging in-app and web to manage customer service interactions	💖

Ask your Account Executive
about Premier Success